

ANNUAL REPORT

1876

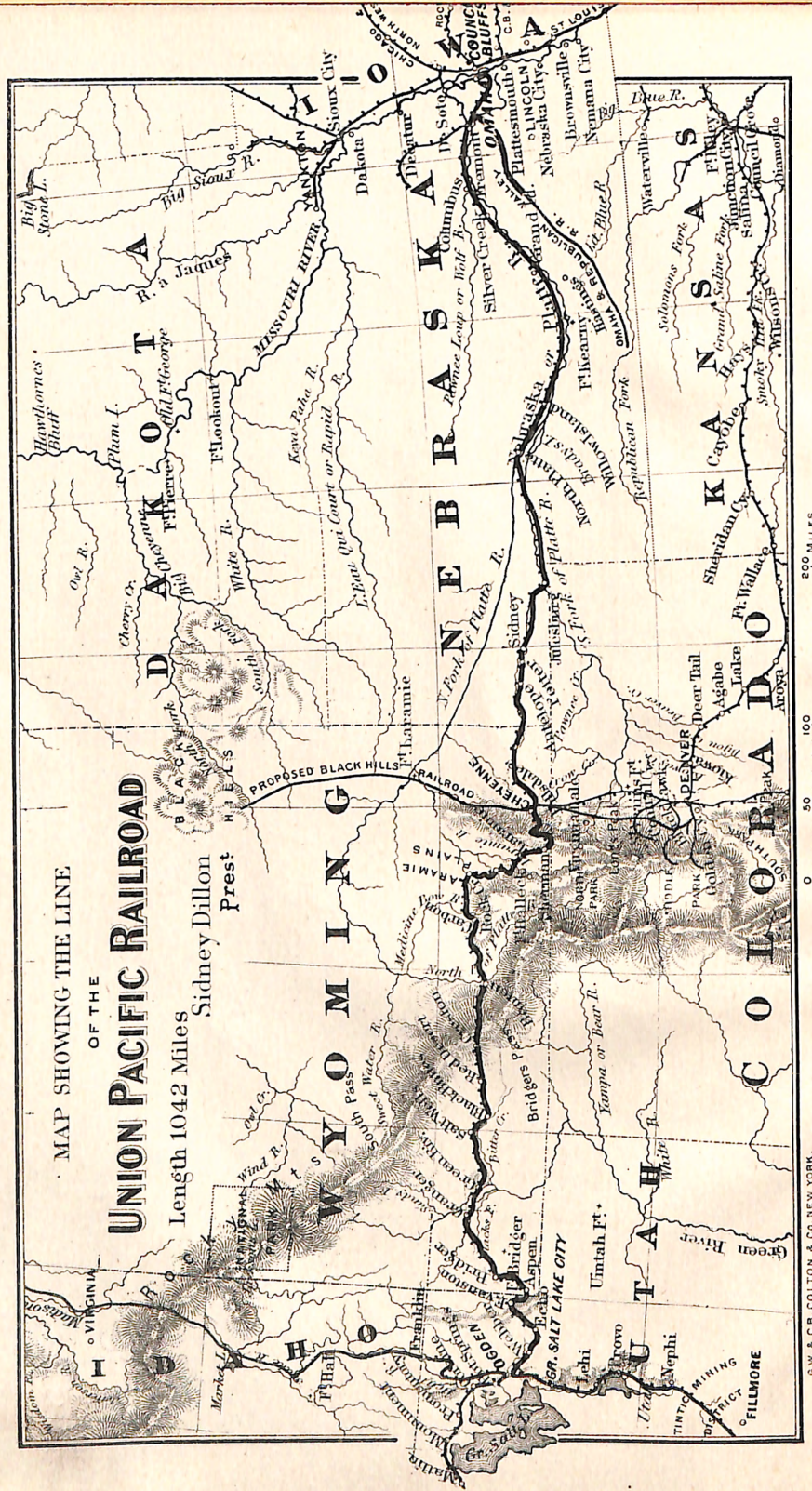
D-1

385.1  
DOC BOX  
Un 1a  
1876

UPRR MUSEUM



005489



MAP SHOWING THE LINE  
OF THE

**UNION PACIFIC RAILROAD**

Length 1042 Miles  
Sidney Dillon  
Pres't

S.W. & C.B. COLTON & CO. NEW YORK.

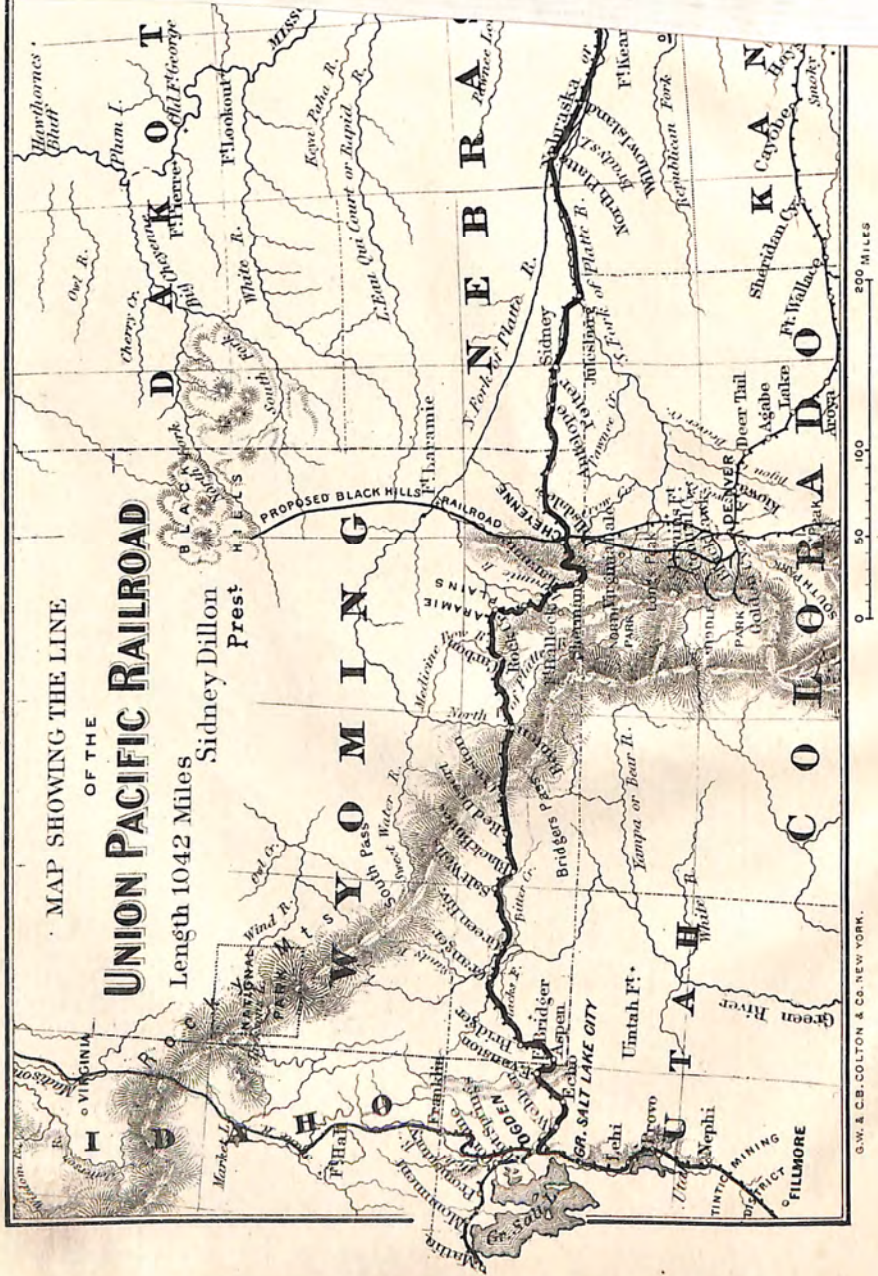
Compliments of  
**SIDNEY DILLON.**

STOCKHOLDERS  
OF THE  
**UNION PACIFIC**  
RAILROAD.

FOR THE YEAR 1876.

UNION PACIFIC  
HISTORICAL MUSEUM

NEW YORK:  
JOHN HAMILTON, STATIONER & PRINTER,  
No. 52 JOHN STREET.  
1877.



REPORT  
 TO THE  
 STOCKHOLDERS  
 OF THE  
 UNION PACIFIC  
 RAILROAD.

FOR THE YEAR 1876.

UNION PACIFIC  
 HISTORICAL MUSEUM

NEW YORK:  
 JOHN HAMILTON, STATIONER & PRINTER,  
 No. 52 JOHN STREET.  
 1877.

# REPORT.

*To the Stockholders of the Union Pacific Railroad Co.:*

The following report of the operations of the Company for the year ending December 31, 1876, is respectfully submitted.

The number of miles of railroad in operation is as follows:

Omaha to Ogden .....	1,024 $\frac{3}{4}$ miles.
Council Bluffs to Omaha (being bridge and approaches) .....	3 "
Ogden to Junction of Central Pacific R.R. ....	5 "

Total miles .....

---

1,042 $\frac{3}{4}$  miles.

Gross Earnings (exclusive of Omaha Bridge) .....	\$12,886,858 84	Earnings.
Operating Expenses (including Texas) .....	5,268,211 20	
Surplus Earnings .....	\$7,618,647 64	

The Operating Expenses being 40 $\frac{88}{100}$  per cent. of the Earnings.

During the past year the Company has paid the interest on its Funded Debt, and its regular quarterly dividends, and, during the same time, decreased its Funded Debt \$415,000, and increased its floating assets \$533,573.96.

Snow. has been very cold, with considerable snow, but there has been no delay of either passenger or freight trains on that account. The equipment of the Road consists of--

Equipment. 168 Locomotives,  
167 Passenger and Baggage Cars,  
3,060 Freight Cars.

It is all in good condition, and was never better than it is at present.

Rolling Mill. The Rolling Mill at Laramie has been in operation during the last year, and has re-rolled 10,914 tons of rails, at the contract price of \$18.50 per ton. The contract with Mr. Royal M. Bassett having been terminated by agreement, the operating of the mill will hereafter be controlled by the Company. Recent improvements for rolling rails have been made; others are proposed to be put in, which, when done, will materially reduce the cost and greatly improve the quality of the rails for the Road.

Mining business. The mining business of Colorado, Wyoming, Utah, Montana, and Nevada, which is tributary to the road, was never looking more promising than at the present time, and the production of silver and copper ores and bullion is constantly increasing.

The Black Hills mining district is also attracting much attention, and is likely to surpass in richness and extent any similar development yet discovered, California not excepted. The present year bids fair to add a very large increase to the population of this rich mining region.

Coal. The coal mines of the Company have produced satisfactory results during the past year. The business is increasing and the sales to the public are much larger.

The production of the mines for the years 1875 and 1876 was as follows:

	Tons.	Cost of Mining.	Cost per Ton.
1875,	208,222	\$391,885 10	\$1 88
1876,	264,771	375,520 56	1 41 $\frac{3}{4}$
Increase,	56,545		
Decrease.....		\$16,251 41	.46

The decrease of 46 cents per ton in the cost of mining has resulted in a net saving to the Company, in last year's operations, of \$121,792.82.

The use of Chinese labor on the Road and in the Mines has been continued, and proves as satisfactory as heretofore.

The sales of land for 1876 were 125,905 $\frac{31}{100}$  acres, at an average price of \$2.98 $\frac{1}{4}$  per acre, amounting to \$375,540.82.

The total sales to December 31, 1876, were 1,319,848 $\frac{12}{100}$  acres, at an average price of \$4.32 $\frac{3}{4}$  per acre, amounting to..... \$5,711,582 84  
The interest received on contracts was..... 412,759 96  
Received on forfeited contracts..... 1,140 94

Total proceeds ..... \$6,125,483 74  
Less expenses.  
Total expenses, Land Department ..... \$721,897 46  
Total taxes paid ..... 432,502 53

Total expenses ..... \$1,154,399 99  
Leaving net proceeds..... \$4,971,083 75  
Whole issue of Land Grant Bonds..... \$10,400,000 00  
Purchased and canceled to date..... 2,996,000 00

Outstanding Dec. 31, 1876..... \$7,404,000 00  
There are in the hands of the Company notes and contracts bearing interest, which are to be applied as fast as paid to canceling outstanding bonds..... \$3,182,934 74  
Cash on hand to purchase bonds.. 94,201 00

Total Contracts and Cash..... \$3,277,135 74  
Leaving to be provided for by future sales.. \$4,126,864 26

And the Company has on hand, still unsold, 10,758,134 acres of valuable farming, grazing, and mineral lands.

Government.

There has been no change in any of the questions pending between the Government and the Company during the past year. The efforts made to establish a sinking fund which shall extinguish the Government debt at or near maturity are still continued, but so far nothing definite has been accomplished. That no legislation on this subject will be binding until assented to by the stockholders is now generally conceded.

Branch Lines.

During the months of October, November, and December, the Omaha and Republican Valley Railroad was built from Valley Station on the Union Pacific R.R. (36 miles from Omaha) to Wahoo in Saunders County, a distance of nineteen miles, and was opened for business on the first day of January, 1877, and already pays expenses, in addition to its advantage as a feeder to the main line. It was built under a separate organization, the funds being furnished from the sales of the first mortgage bonds of that Company, and the bonds of Saunders County furnished in aid of the enterprise. It is proposed to continue the road through Saunders County, and probably through Butler County. This opens up large tracts of land belonging to this Company, lying on the south side of the Platte River, which will now be sought for by settlers and bring to us a large trade when settled. We have not heretofore been able to secure much trade from the south side of the Platte River, it being difficult to induce it to cross the Platte.

Black Hills Branch.

It is quite important that something should be done toward building a line of road in the direction of the Black Hills. This trade is increasing and bids fair to be large, and is already being competed for by the Northern Pacific and Yankton routes. The latter is extending its line towards the Black Hills. There should be one hundred miles of this line put in operation this year.

UNION PACIFIC  
HISTORICAL MUSEUM

D-11-25

Our relations with connecting roads are generally <sup>Connecting Roads.</sup> harmonious and satisfactory.

The trade with China and Japan is showing a satisfactory increase. The Occidental and Oriental and the Pacific Mail Steamship Companies, making alternate trips, form together a semi-monthly line. <sup>China and Japan.</sup>

The local management of the road during the past year has been conducted by the same officers as heretofore, and the Board still feels the same confidence in and warmly commends the General Superintendent, Mr. S. H. H. Clark, and the heads of departments and local officers of the Company engaged in operating the Road. Their faithful performance of the duties intrusted to them has largely contributed to the satisfactory results attained.

By order of the Board.

SIDNEY DILLON,  
*President.*

CLASSIFICATION OF EARNINGS.

1876.	Passenger.	Freight.	Mail.	Express.	Miscellaneous.	Total.
January .....	\$188,113 17	\$414,103 57	\$27,095 25	\$29,761 63	\$5,913 09	\$664,986 71
February .....	203,950 96	428,209 78	27,095 25	28,026 58	9,855 37	697,137 94
March .....	300,356 56	519,603 79	27,095 25	38,810 92	12,515 43	873,351 09
April .....	378,574 11	582,684 50	27,095 25	41,497 90	24,336 02	1,054,187 78
May .....	489,686 03	622,939 78	27,095 25	42,811 76	19,421 79	1,201,954 61
June .....	446,295 48	589,569 34	27,095 25	49,063 18	42,291 41	1,154,314 66
July .....	352,378 20	564,726 74	27,095 25	43,525 58	8,944 78	978,780 99
August .....	406,608 15	676,313 74	185,547 25	56,125 59	38,581 12	1,363,175 85
September .....	419,814 19	777,893 45	49,731 25	43,842 13	14,704 97	1,305,985 99
October .....	453,353 42	800,749 45	49,731 25	44,039 47	17,635 76	1,365,509 35
November .....	383,459 32	742,420 42	49,731 25	43,030 34	17,846 14	1,236,487 47
December .....	285,012 94	584,908 94	49,731 25	42,203 34	29,129 93	990,986 40
Total .....	\$4,307,602 53	\$7,304,123 50	\$574,139 00	\$502,738 42	\$198,255 39	\$12,886,858 84

STATEMENT OF EARNINGS, 1871-1876.

EARNINGS.	1871.	1872.	1873.	1874.	1875.	1876.
Commercial Passenger.....	\$2,895,606 38	\$3,007,158 29	\$3,639,066 60	\$3,702,155 79	\$4,169,770 69	\$4,083,987 75
Government " .....	227,903 70	303,154 12	248,117 88	250,703 76	176,843 65	223,014 78
Commercial Freight.....	3,062,963 35	4,166,993 76	4,806,620 85	4,819,661 00	5,738,479 02	6,219,496 00
Government " .....	213,585 15	170,158 06	219,939 65	316,840 21	234,596 13	374,357 65
Company " .....	352,935 44	431,207 25	490,347 08	528,230 12	648,437 12	710,239 25
United States Mail.....	283,748 80	283,855 00	283,855 00	345,758 00	325,143 00	574,139 00
Express.....	307,731 32	336,333 35	410,190 76	381,308 77	444,174 23	502,738 42
Car Service.....	57,459 13	3,959 36	16,281 73	*25,308 83	32,551 97	*22,043 74
Miscellaneous.....	103,934 38	112,612 80	135,292 51	222,298 41	179,597 21	195,972 60
Rents .....	15,800 51	17,113 54	16,271 60	18,298 89	24,839 07	24,325 53
Total Earnings.....	\$7,521,682 16	\$8,892,005 53	\$10,366,103 66	\$10,559,880 12	\$11,993,852 09	\$12,886,858 84

\* Amount expended in excess of receipts for Car Service.

STATEMENT OF OPERATING EXPENSES, 1871-1876.

OPERATING EXPENSES.	1871.	1872.	1873.	1874.	1875.	1876.
Conducting Transportation .....	\$667,815 91	\$753,456 87	\$772,439 51	\$745,470 24	\$820,759 98	\$831,182 92
Motive Power, Water Expenses, etc .....	500,045 07	611,058 34	622,926 43	540,084 19	614,003 62	625,868 36
Fuel for Locomotives .....	536,942 74	746,357 73	747,196 71	638,931 99	698,134 43	742,869 37
Repairs of Locomotives .....	214,987 96	390,471 73	347,352 53	336,383 69	377 500 57	428,061 79
Repairs of Passenger Cars .....	105,023 14	135,778 48	135,074 27	122,565 86	93,681 01	118,363 97
Repairs of Freight Cars .....	178,163 16	198,711 58	259,831 53	266,085 68	241,441 24	287,654 28
Repairs of Shops, Sheds, etc .....	29,687 76	37,682 56	29 380 33	26,084 64	31,804 99	26,713 19
Renewal of Rails .....	6,927 53	253,318 83	277,738 19	467,914 67	347,465 71	495,158 01
Renewal of Ties .....	170,067 00	171,940 40	364,101 08	295,457 46	322,154 53	291,024 23
Maintenance of Track .....	645,200 50	773,579 05	885,229 51	883,124 70	761,681 98	709,613 69
Removing Snow and Ice .....	60,889 03	196,235 89	34,129 27	10,188 13	42,498 72	68,373 32
Repairs of Snow Sheds and Fences .....	14,336 47	103,033 50	35,757 45	13,623 59	22,949 62	25,682 46
Repairs of Bridges .....	67,880 22	77,421 12	99,423 46	81,808 04	182,589 64	112,327 00
General Expenses .....	119,785 06	148,381 55	142,358 31	171,475 86	153,653 06	198,133 68
Taxes .....	284,015 31	203,145 85	222,022 44	255,555 13	271,068 85	307,195 93
Total Expenses .....	\$3,000,566 86	\$4,800,573 48	\$4,974,861 02	\$4,854,703 87	\$4,983,047 95	\$5,268,211 20
Surplus Earnings .....	\$3,921,115 30	\$4,092,032 05	\$5,291,242 64	\$5,705,176 25	\$7,011,784 14	\$7,618,647 64
Expense Ratio .....	47 <sup>100</sup> / <sub>100</sub>	53 <sup>100</sup> / <sub>100</sub>	48 <sup>100</sup> / <sub>100</sub>	45 <sup>100</sup> / <sub>100</sub>	41 <sup>100</sup> / <sub>100</sub>	40 <sup>100</sup> / <sub>100</sub>

CONSTRUCTION EXPENDITURES FOR YEAR 1876,  
UNION PACIFIC RAILROAD CO.

General Office Building, Omaha .....	\$42,800 00
Eating House at Grand Island .....	491 22
Dwelling House at Evanston .....	900 00
Depot at Grand Island .....	2,250 00
“ “ Shelton .....	478 76
Steam Hammer and Furnace at Omaha ..	2,787 28

Engine Equipment.

Locomotives Nos. 167, 168, 169, and 170 ..	\$37,060 87
Royalty on—	
Griggs's Loco. Fire Arch .....	3,000 00
	40,060 87

Car Equipment.

Royalty on—	
Sufford's Draw Head .....	\$1,200 00
Stevens's Brake .....	3,500 00
	\$4,700 00

Less.

1 Tank Car sold, K. P. R.R .....	\$900 00
1 Coal Car “ U. S. R.R. Co .....	650 00
	1,550 00
Laramie Rolling Mill .....	3,150 00
	447 18

Right of Way and Land.

Land at Ogden .....	\$8,568 00
“ and Springs at Granite Canon .....	950 00
“ “ House at Laramie .....	2,100 00
“ “ “ Grand Island .....	1,275 00
Right of Way in Colfax County .....	100 00
	\$12,993 00

Less.

Land at Omaha condemned by O. & South- west R.R .....	399 00
	12,594 00
	\$105,959 31



## STATEMENT OF FUNDED DEBT, DEC. 31, 1876.

First Mortgage Bonds.....	\$27,232,000
Land Grant Bonds.....	7,404,000
Income.....	1,000
Sinking Fund.....	14,188,000
Omaha Bridge.....	2,279,000
Total Funded Debt.....	\$51,104,000

## SUMMARY OF EQUIPMENT.

	Present number.	Added during 1876.
LOCOMOTIVES.....	168	4
PASSENGER CARS—		
First Class.....	25	
Second Class.....	73	
Small Emigrant.....	7	
Mail.....	9	
Express.....	9	
Small Baggage.....	10	
Large Baggage.....	11	
Sleepers.....	23	
Total Passenger Cars.....	167	
FREIGHT CARS—		
Box.....	1,345	
Flat.....	1,000	
Coal.....	500	
Stock and Charcoal.....	120	
Way.....	85	
Fruit.....	10	
Total Freight Cars.....	3,060	

## Comparative Statement of Passenger Earnings.

	1875.	1876.	Decrease.	Increase.
January ..	\$194,036 33	\$188,113 17	\$5,923 16	
Feb'y ...	188,717 09	203,950 96		\$15,233 87
March ...	357,872 52	300,356 56	57,515 96	
April ...	455,066 52	378,574 11	76,492 41	
May.....	544,226 26	489,686 03	54,540 23	
June ...	411,264 04	446,295 48		35,031 44
July ...	374,486 76	352,378 20	22,108 56	
August..	339,471 04	406,608 15		67,137 11
Sept ...	393,008 96	419,814 19		26,805 23
Oct ...	439,607 06	453,353 42		13,746 36
Nov ...	390,186 83	383,459 32	6,727 51	
Dec.....	258,070 93	285,012 94		26,942 01
Total....	\$4,346,014 34	\$4,307,602 53	\$223,307 83	\$184,896 02
			184,896 02	
			\$38,411 81	
			Net Decrease, 1876 less than 1875.	
			Being $\frac{8.9}{100}$ per cent.	

## Comparative Statement of Freight Earnings.

	1875.	1876.	Decrease.	Increase.
January .	\$317,756 70	\$414,103 57	-----	\$96,346 87
Feb'y ...	358,273 58	428,209 78	-----	69,936 20
March ...	476,665 18	519,603 79	-----	42,938 61
April....	574,821 90	582,684 50	-----	7,862 60
May.....	645,303 82	622,939 78	\$22,364 04	-----
June ....	502,187 00	589,569 34	-----	87,382 34
July.....	634,797 44	564,726 74	70,070 70	-----
August ..	596,649 62	676,313 74	-----	79,664 12
Sept ....	686,192 49	777,893 45	-----	91,700 96
Oct .....	722,274 79	800,749 45	-----	78,474 66
Nov .....	588,605 88	742,420 42	-----	153,814 54
Dec .....	537,983 87	584,908 94	-----	46,925 07
Total....	\$6,641,512 27	\$7,304,123 50	\$92,434 74	\$755,045 97
				92,434 74
Increase, 1876 over 1875.....				\$662,611 23
Being 9 $\frac{9}{10}$ per cent.				

## Comparative Statement of Total Freight Earnings for years 1875 and 1876.

From	1875.	1876.	Decrease.	Increase.
Commercial....	\$5,758,479.02	\$6,219,496.60	-----	\$461,017.58
Government ..	234,596.13	374,387.65	-----	139,791.52
Comp'ny	648,437.12	710,239.25	-----	61,802.13
Total ...	\$6,641,512.27	\$7,304,123.50	-----	\$662,611.23
				\$662,611.23
Net Increase, 1876 over 1875.....				\$662,611.23

## Percentage.

Commercial .....	Gain .....	8	per cent.
Government.....	" .....	59 $\frac{9}{10}$	"
Company .....	" .....	9 $\frac{3}{10}$	"
Total .....	Gain .....	9 $\frac{8}{10}$	per cent.

PRODUCTION AND COST OF COAL DURING YEARS 1875 AND 1876.

	1875.			1876.		
	Tons.	Cost.	Average per Ton.	Tons.	Cost.	Average per ton.
Carbon .....	61,750	\$126,716 13	\$2 05	69,062	\$109,193 02	\$1 58
Rock Springs.....	104,667	192,973 09	1 84	134,953	185,844 60	1 37½
Almy.....	41,805	72,195 88	1 73	60,756	80,482 94	1 32½
Total.....	208,222	\$391,885 10	\$1 88	264,771	\$375,520 56	\$1 41½

<i>Military and Naval Stores.</i>	Oil .....	124,490	6,095,415	9,893,393	13,037,545	3,144,152
	Machinery .....	121,890	8,937,150	13,872,060	14,234,510	382,450
	Musical Instruments .....	19,000	1,693,975	2,354,130	2,008,585	315,515
<i>Provisions.</i>	{ Powder, Cartridges, &c. ....	32,588	2,056,120	1,351,081	2,326,888	975,807
	{ Tar and Pitch .....	1,250	38,430	73,589	66,370	7,219
	{ Rope and Cordage .....	1,660	1,734,562	1,877,314	2,331,672	454,358
<i>Wood and Manufactures of Wood.</i>	{ Hog Products .....	12,558,160	7,548,435	12,300,207	20,106,595	7,797,388
	{ Beef .....	.....	632,970	716,821	669,850	46,971
	{ Fish and Game .....	8,990,093	1,287,772	14,256,041	16,829,695	2,573,654
	{ Butter, Eggs, and Cheese ..	59,185	2,856,932	5,345,526	6,099,592	754,056
	Paper .....	13,720	8,362,725	8,621,300	9,937,595	1,316,295
	Books .....	37,483	1,289,776	1,440,925	1,578,624	137,699
	Stationery .....	14,810	755,550	671,774	1,051,535	379,761
	Paint and Varnish .....	266,515	2,676,355	3,598,194	3,654,080	55,886
	Tobacco .....	55,658	7,711,845	7,135,784	9,005,333	1,869,549
	Cigars and Pipes .....	77,801	352,700	531,090	649,746	118,656
<i>Wood and Manufactures of Wood.</i>	{ Agricultural Implements ..	140	7,658,940	11,098,045	13,557,050	1,889,005
	{ Vehicles .....	727,950	10,523,045	18,418,342	21,949,203	3,530,861
	Lumber and Timber .....	1,109,030	73,281,718	42,813,265	74,390,748	31,577,483
	Shingles, Lath and Staves ..	.....	1,582,345	2,531,954	2,348,525	183,429
	Wood .....	.....	13,542,035	5,946,970	13,542,035	7,595,065
	Charcoal .....	.....	20,024,895	16,109,155	20,024,895	3,915,740
	Manufactured Wood .....	14,969	979,000	1,396,632	2,486,829	1,090,197
	Wood in Shape .....	7,025	840,435	2,767,845	2,637,305	130,540
	{ Barrels and Casks .....	85,905	1,028,255	777,464	1,302,220	524,756
	Merchandise.....	495,972	4,505,747	1,008,675	5,460,409	4,451,734
Total .....	122,840,585	904,517,326	1,002,819,346	1,259,894,397	282,846,434	

Statement in Pounds of Classified Freight Forwarded during the Years 1875 and 1876.

CLASS.	ARTICLES.	Through Eastbound. 1876.	Through Westbound. 1876.	Local Freight. 1876.	TOTAL.		Increase.	Decrease.
					1875.	1876.		
Mineral Products.	Coal	270	1,308,980	234,915,710	242,398,250	234,915,710	.....	7,482,540
	Stone and Brick	20,000	74,490	6,150,485	9,759,835	9,236,580	.....	523,255
	Cement, Plaster and Lime.	.....	.....	3,231,600	2,602,204	6,214,975	.....	3,642,771
	Salt	519,520	27,570	14,689,675	1,941,680	3,231,600	.....	1,289,920
	Metallic Ores	306,768	91,530	25,326,735	14,210,697	15,236,765	.....	1,026,068
	Other and Coke	.....	.....	1,108,635	9,713,855	25,418,265	.....	15,701,380
	Drugs	486,578	4,825,935	.....	4,839,124	6,241,338	.....	1,402,214
	Borax, &c.	167,812	23,523,008	1,815	1,744,429	488,393	.....	1,256,036
	Dry Goods	1,026,216	12,970	7,371,438	31,346,252	31,062,258	.....	283,994
	Silk	4,229,940	878,705	2,448,166	852,934	1,039,186	.....	156,252
Agricultural Products.	Green Fruit	648,267	2,782,230	8,834,575	6,257,678	13,943,220	.....	7,685,542
	Dried Fruit and Nuts	.....	.....	2,448,166	5,304,219	5,878,663	.....	514,444
	Wheat and Barley	14,681,926	130	115,874,530	70,721,254	130,556,586	.....	59,835,332
	Corn and Oats	496,150	633,690	58,148,160	30,922,599	59,278,000	.....	28,355,401
	Rye, Flax Seed, &c.	1,507,574	338,287	3,603,020	2,875,261	5,448,881	.....	2,573,620
	Potatoes and Vegetables	2,562,993	285,180	8,678,413	12,808,357	11,526,586	.....	1,281,801
	Hay	.....	.....	10,712,850	7,233,420	10,712,850	.....	3,479,430
	Flour and Meal	4,635	153,690	14,246,805	12,185,985	14,405,130	.....	2,219,145
	Candles	1,668,832	3,736,820	587,830	4,340,845	4,323,650	.....	17,195
	Canned Goods	1,355	4,031,160	2,514,455	4,764,803	8,214,447	.....	3,449,644
Groceries.	Soap and Starch	1,005	2,195,920	1,950,080	2,816,357	4,147,305	.....	1,330,448
	Sugar and Syrup	18,720,181	12,658,320	10,445,022	16,081,625	23,104,347	.....	7,022,722
	Tea	106,324	25,830	281,910	18,418,370	19,027,921	.....	609,551
	Coffee	.....	254,880	1,585,405	1,895,569	1,946,609	.....	51,040
	Baking Powder, &c.	854,398	450,370	654,645	969,560	1,103,215	.....	135,655
	Other	546,735	1,421,775	14,065,120	10,048,278	16,341,293	.....	6,293,015
	Fancy Goods	.....	995,550	585,475	1,714,445	2,127,760	.....	413,315
	Window Glass	.....	934,160	678,990	1,564,248	1,613,150	.....	48,902
	Glassware and Crockery	42,546	2,583,535	2,395,450	3,751,421	5,021,531	.....	1,270,110
	Furniture and H. H. goods	881,786	12,629,380	11,688,760	21,571,269	25,149,026	.....	3,578,657
Hardware and Metals.	Hardware	87,977	8,538,116	4,394,873	14,380,455	13,020,966	.....	1,359,489
	Nails	300	5,728,650	3,939,495	7,569,701	9,668,445	.....	2,098,744
	Stoves	.....	1,581,945	2,317,050	3,208,173	3,898,995	.....	690,822
	Iron, R. R.	4,950	656,790	15,288,895	19,705,850	15,945,685	.....	3,760,165
	Iron, Bar, &c.	.....	13,105,707	2,919,542	22,531,418	19,030,202	.....	3,501,216
	Iron, other	.....	11,990,463	3,033,527	20,134,066	15,043,990	.....	5,090,076
	Steel, Copper, &c.	2,360	3,133,110	555,190	3,758,200	3,710,660	.....	47,540
	Tin and Quicksilver	712,000	1,227,600	548,870	2,611,042	2,488,470	.....	122,572
	Lead	100	391,410	8,438,710	450,864	8,830,220	.....	8,379,356
	Bullion	4,320	13,370	51,673,677	50,248,151	51,691,367	.....	1,443,216
Leather and Rubber.	Hats and Millinery Goods	38,067	1,334,480	171,030	1,397,113	1,543,577	.....	146,464
	Boots and Shoes	6,181	3,082,460	1,273,019	3,323,617	4,361,660	.....	1,038,043
	Leather and Leather Goods	808,312	887,890	620,181	1,653,296	2,316,383	.....	633,087
	Rubber Goods	2,695	1,354,055	250,355	1,386,130	1,607,105	.....	220,975
	Hides, Pelts, &c.	4,889,110	35,955	3,208,036	4,112,913	8,133,101	.....	4,020,188
	Furs	1,115,188	7,570	1,521,928	1,521,928	1,190,628	.....	331,300
	Wool	48,694,968	1,810	1,153,190	43,121,160	49,849,968	.....	6,728,808
	Horses and Cattle	162,610	1,130,940	56,488,850	39,873,230	57,782,400	.....	17,909,170
	Sheep and Hogs	.....	.....	5,791,980	2,409,805	3,382,175	.....	3,382,175
	Whiskey, &c.	164,038	11,144,154	3,435,485	8,056,595	14,743,677	.....	6,657,082
Liquors.	Wine	5,567,394	271,800	713,490	5,706,963	6,582,684	.....	845,721
	Beer, &c.	100	1,637,990	2,679,950	2,336,717	4,367,170	.....	2,030,453
	Oil	124,490	6,817,640	6,095,415	9,893,393	13,037,545	.....	3,144,152
	Machinery	121,890	8,937,150	5,195,470	13,872,060	14,254,510	.....	382,450
	Musical Instruments	19,000	1,693,975	295,610	2,354,130	2,008,585	.....	345,545
	Powder, Cartridges, &c.	32,588	238,180	2,056,130	1,351,081	2,326,888	.....	975,807
	Tar and Pitch	1,250	26,690	38,430	73,589	66,370	.....	7,219
	Rope and Cordage	1,660	1,734,562	595,450	1,877,314	2,331,672	.....	454,358
	Hog Products	.....	12,558,160	7,548,435	12,309,207	20,106,595	.....	7,797,388
	Beef	.....	36,880	632,970	716,821	669,850	.....	46,971
Provisions.	Fish and Game	8,990,093	6,551,880	1,287,772	14,256,041	16,829,695	.....	2,573,654
	Butter, Eggs, and Cheese	59,185	3,183,465	2,856,932	5,345,526	6,089,582	.....	754,056
	Paper	13,720	8,362,725	1,561,150	8,621,300	9,937,595	.....	1,316,295
	Books	37,483	1,289,776	251,365	1,440,925	1,578,624	.....	137,699
	Stationery	14,810	755,550	281,175	671,774	1,051,535	.....	379,761
	Paint and Varnish	266,515	2,676,355	711,210	3,598,194	3,654,080	.....	55,886
	Tobacco	55,658	7,711,845	1,237,830	7,135,784	9,005,333	.....	1,869,549
	Cigars and Pipes	77,801	352,700	219,245	531,090	649,746	.....	115,656
	Agricultural Implements	140	5,927,970	7,658,940	11,698,045	13,587,050	.....	1,889,005
	Vehicles	727,950	10,698,208	10,523,045	18,418,342	21,949,203	.....	3,530,861
Wood and Manufactures of Wood.	Lumber and Timber	.....	1,109,030	73,981,718	42,813,265	74,390,748	.....	31,977,483
	Shingles, Lath and Staves	.....	766,180	1,582,345	2,531,954	2,348,525	.....	183,429
	Wood	.....	13,542,035	5,946,970	13,542,035	13,542,035	.....	7,595,065
	Charcoal	.....	20,024,895	16,109,155	20,024,895	20,024,895	.....	3,915,740
	Manufactured Wood	14,969	1,492,860	979,000	1,396,632	2,486,829	.....	1,090,197
	Wood in Shape	7,025	1,789,845	840,435	2,767,845	2,637,305	.....	130,540
	Barrels and Casks	85,905	188,050	1,028,255	777,464	1,302,920	.....	524,756
	Merchandise	405,972	458,690	4,505,747	1,008,675	5,460,409	.....	4,451,734
	Total	122,840,555	232,536,986	904,517,326	1,002,819,346	1,259,894,897	.....	282,846,434
							.....	25,770,883


*Statement of Land Department, December 31, 1876.*

	Acres.	Amount.
Sales to December 31, 1875 .....	1,193,942 91	\$5,336,044 02
Sales for year 1876 .....	125,905 21	375,540 82
Total to December 31, 1876....	1,319,848 12	\$5,711,584 84

Average per acre for 1876, \$2.98 $\frac{1}{4}$ .

Average per acre for all, \$4.32 $\frac{1}{4}$ .

Amount of land grant bonds issued.....		\$10,400,000 00
Canceled to Dec. 31, 1875 .....	\$2,768,000 00	
Canceled during 1876 .....	228,000 00	
Total Canceled to Dec. 31, 1876 .....	2,996,000 00	
Outstanding Dec. 31, 1876.....		\$7,404,000 00
Contracts outstanding.....	\$3,182,934 74	
Cash on hand.....	94,201 00	\$3,277,135 74
Bonds to be provided for.....		\$4,126,864 26
Acres of land on hand Jan. 1, 1876.....		10,884,039 00
Sold during year 1876.....		125,905 00
Acres remaining on hand.....		10,758,134 00



7-1