

CONDENSED TIME TABLES

CONDENSED TIME TABLES

UNION PACIFIC RAILROAD

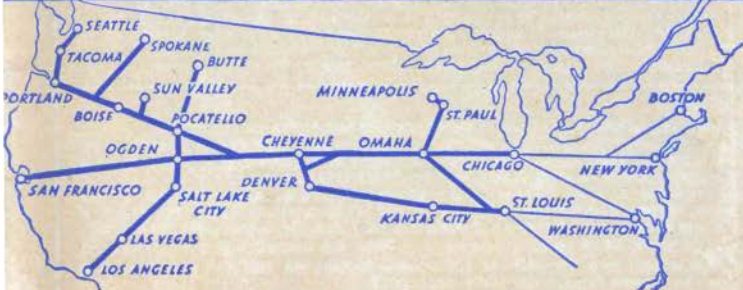
UNION PACIFIC RAILROAD



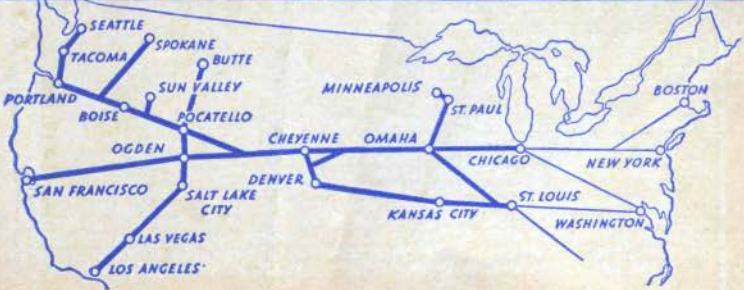
Provided by
www.uphs.org



THE *Strategic* MIDDLE ROUTE



THE *Strategic* MIDDLE ROUTE



Union Pacific Streamliner Schedules

Streamliner City of Los Angeles

Westbound—Read Down Eastbound—Read Up

Streamliner No. 103 Extra Fare		Departs from both Chicago and Los Angeles every Monday, Wednesday and Friday		Streamliner No. 104 Extra Fare	
C. & N. W.					
MON	WED	FRI	7.30 Lv Chicago (C.T.) Ill. Ar	10.45	WED FRI SUN
"	"	"	9.42 Lv Clinton Iowa Lv	8.25	" " "
MON	WED	FRI	10.56 Lv Cedar Rapids Iowa Lv	7.05	" " "
TUE	THU	SAT	12.32 Lv Ames Iowa Lv	5.28	" " "
"	"	"	12.50 Lv Boone Iowa Lv	5.15	" " "
"	"	"	3.15 Ar Omaha Neb. Lv	3.00	" " "
Union Pacific					
"	"	"	3.25 Lv Omaha Neb. Ar	2.50	" " "
"	"	"	5.28 Lv Grand Island Neb. Lv	12.45	WED FRI SUN
"	"	"	7.16 Ar North Platte (C.T.) Neb. Lv	10.59	TUE THU SAT
"	"	"	6.17 Lv North Platte (M.T.) Neb. Ar	9.58	" " "
"	"	"	8.01 Lv Sidney Neb. Lv	8.15	" " "
"	"	"	9.45 Ar Cheyenne Wyo. Ar	6.48	" " "
"	"	"	9.55 Lv Cheyenne Wyo. Ar	6.38	" " "
"	"	"	11.17 Lv Laramie Wyo. Lv	5.18	" " "
"	"	"	1.04 Lv Rawlins Wyo. Lv	3.21	" " "
"	"	"	3.19 Lv Green River Wyo. Lv	1.05	" " "
"	"	"	5.03 Lv Evanston Wyo. Lv	11.22	" " "
"	"	"	6.35 Ar Ogden Utah Lv	9.50	" " "
"	"	"	6.45 Lv Ogden Utah Ar	9.40	" " "
"	"	"	7.25 Ar Salt Lake City Utah Ar	9.00	" " "
"	"	"	7.30 Lv Salt Lake City Utah Ar	8.55	" " "
TUE	THU	SAT	11.45 Lv Caliente (P.T.) Nev. Ar	2.35	TUE THU SAT
WED	FRI	SUN	2.30 Lv Las Vegas Nev. Lv	11.55	MON WED FRI
"	"	"	7.35 Lv San Bernardino Cal. Lv	6.40	" " "
"	"	"	7.55 Lv Riverside Cal. Lv	6.15	" " "
"	"	"	8.50 Ar East Los Angeles Cal. Lv	5.20	" " "
WED	FRI	SUN	9.15 Ar Los Angeles (P.T.) Cal. Lv	5.00	MON WED FRI
WED	FRI	SUN	▲ 9.30 Ar Pasadena Cal. Lv	▲ 4.10	MON WED FRI
"	"	"	▲ 10.00 Ar Glendale Cal. Lv	▲ 3.30	" " "
"	"	"	▲ 9.45 Ar Long Beach Cal. Lv	▲ 3.50	" " "
WED	FRI	SUN	▲ 10.15 Ar San Pedro (P.T.) Cal. Lv	▲ 3.20	MON WED FRI

Streamliner City of San Francisco

Westbound—Read Down Eastbound—Read Up

Streamliner No. 101 Extra Fare		Departs from both Chicago and San Francisco every Tuesday, Thursday and Saturday		Streamliner No. 102 Extra Fare	
C. & N. W.					
TUE	THU	SAT	7.30 Lv Chicago (C.T.) Ill. Ar	10.45	THU SAT MON
"	"	"	9.42 Lv Clinton Iowa Lv	8.25	" " "
TUE	THU	SAT	10.56 Lv Cedar Rapids Iowa Lv	7.05	" " "
WED	FRI	SUN	12.32 Lv Ames Iowa Lv	5.28	" " "
"	"	"	12.50 Lv Boone Iowa Lv	5.15	" " "
"	"	"	3.15 Ar Omaha Neb. Lv	3.00	" " "
Union Pacific					
"	"	"	3.25 Lv Omaha Neb. Ar	2.50	" " "
"	"	"	5.25 Ar Grand Island Neb. Lv	12.45	" " "
"	"	"	5.26 Lv Grand Island Neb. Ar	12.44	THU SAT MON
"	"	"	7.16 Ar North Platte (C.T.) Neb. Lv	10.59	WED FRI SUN
"	"	"	6.17 Lv North Platte (M.T.) Neb. Ar	9.58	" " "
"	"	"	8.01 Lv Sidney Neb. Lv	8.15	" " "
"	"	"	9.45 Ar Cheyenne Wyo. Ar	6.48	" " "
"	"	"	9.55 Lv Cheyenne Wyo. Ar	6.38	" " "
"	"	"	11.16 Lv Laramie Wyo. Lv	5.18	" " "
"	"	"	11.17 Lv Laramie Wyo. Ar	5.17	" " "
"	"	"	1.03 Ar Rawlins Wyo. Lv	3.21	" " "
"	"	"	1.04 Lv Rawlins Wyo. Ar	3.20	" " "
"	"	"	3.14 Ar Green River Wyo. Lv	1.05	" " "
"	"	"	3.19 Lv Green River Wyo. Ar	1.00	" " "
"	"	"	5.03 Lv Evanston Wyo. Lv	11.22	" " "
"	"	"	6.35 Ar Ogden (M.T.) Utah Lv	9.50	" " "
Southern Pacific					
"	FRI	SUN	5.45 Lv Ogden (P.T.) Utah Ar	8.40	" " "
WED	FRI	SUN	10.01 Lv Carlin Nev. Lv	4.15	WED FRI SUN
THU	SAT	MON	2.30 Lv Reno Nev. Lv	11.45	TUE THU SAT
"	"	"	7.00 Lv Sacramento Cal. Lv	7.15	" " "
"	"	"	8.25 Lv Berkeley Cal. Lv	5.46	" " "
"	"	"	8.34 Ar Oakland (16th St.) Cal. Lv	5.37	" " "
"	"	"	8.40 Ar Oakland Pier Cal. Lv	5.30	" " "
THU	SAT	MON	9.15 Ar San Francisco (P.T.) Cal. Lv	5.00	TUE THU SAT

Special Service Charges on Streamliners "City of Los Angeles" and "City of San Francisco" in effect January 1, 1947. Subject to change without notice. (Charges shown do not include federal tax)

BETWEEN AND— See Note	Chicago, Ill.	Co. Bluffs, Ia.	Omaha, Neb.	G. Island, Neb.	N. Platte, Neb.	Sidney, Neb.	Cheyenne, Wyo.	Laramie, Wyo.	Rawlins, Wyo.	Gr. River, Wyo.	Evanston, Wyo.	Ogden, Utah	Salt Lake City, Utah
Ogden, Utah..... Sleeper	11.25	7.50	7.50	7.50	7.50	3.75	3.75	3.75	3.75	3.75	3.75	3.75	1.25
Coach	3.75	2.50	2.50	2.50	2.50	1.25	1.25	1.25	1.25	1.25	1.25	1.25	1.25
Salt Lake City, Ut Sleeper	11.25	7.50	7.50	7.50	7.50	3.75	3.75	3.75	3.75	3.75	3.75	3.75	1.25
Coach	3.75	2.50	2.50	2.50	2.50	1.25	1.25	1.25	1.25	1.25	1.25	1.25	1.25
Las Vegas, Nev. Sleeper	15.63	11.25	11.25	11.25	11.25	7.50	7.50	7.50	7.50	7.50	7.50	7.50	3.75
Coach	5.00	3.75	3.75	3.75	3.75	2.50	2.50	2.50	2.50	2.50	2.50	2.50	1.25
San Ber'dino, Cal. Sleeper	15.00	11.25	11.25	11.25	11.25	7.50	7.50	7.50	7.50	7.50	7.50	7.50	4.50
Coach	5.00	3.75	3.75	3.75	3.75	2.50	2.50	2.50	2.50	2.50	2.50	2.50	1.50
Los Angeles, Cal. Sleeper	15.00	11.25	11.25	11.25	11.25	7.50	7.50	7.50	7.50	7.50	7.50	7.50	4.50
Coach	5.00	3.75	3.75	3.75	3.75	2.50	2.50	2.50	2.50	2.50	2.50	2.50	1.50
Reno, Nev. Sleeper	15.00	11.25	11.25	11.25	11.25	7.50	7.50	7.50	7.50	7.50	7.50	7.50	3.75
Coach	5.00	3.75	3.75	3.75	3.75	2.50	2.50	2.50	2.50	2.50	2.50	2.50	1.25
Sacramento, Cal. Sleeper	15.00	11.25	11.25	11.25	11.25	7.50	7.50	7.50	7.50	7.50	7.50	7.50	6.00
Coach	5.00	3.75	3.75	3.75	3.75	2.50	2.50	2.50	2.50	2.50	2.50	2.50	2.00
San Francisco, Cal. Sleeper	15.00	11.25	11.25	11.25	11.25	7.50	7.50	7.50	7.50	7.50	7.50	7.50	6.00
Coach	5.00	3.75	3.75	3.75	3.75	2.50	2.50	2.50	2.50	2.50	2.50	2.50	2.00

CHANGED SAILING DATES—"CITY OF PORTLAND" For End of February

No. 105 will arrive Portland February 25, regular date. No. 106 will leave Portland that same day, one day earlier than scheduled. It will arrive Chicago February 27, one day earlier than scheduled. No. 105 will leave Chicago February 27, one day earlier than scheduled, and will arrive Portland on March 1. No. 106 will leave Portland that day, the regular sailing date. There will be no other changes.

Footnotes for Page 2

- ◆ Reservations for space, Pullman or coach, on the "City of Los Angeles" and the "City of San Francisco" must be obtained before the train is boarded and should be applied for as much in advance as possible. Extra fare tickets will not be sold unless space has been reserved, and each person, including children of any age, who is to occupy space to the exclusion of other passengers, must hold such space assignment before he will be permitted to board train. These trains are operated primarily for through passengers. However, if unsold space is available 48 hours prior to departure from terminal, and extra fare ticket is bought and reservation made before train is boarded, they will carry local passengers between any two scheduled stops. Lounge cars are for use of sleeping car passengers and seats in them will not be reserved or sold. Reduced fare tickets for Clergy, charity, Jurlough, etc., are not honored on these trains.

▲ Stops only to take or let off paying passengers to or from Granger, Wyo. and beyond.

- ⊕ Stops only to take or let off paying passengers to or from Ogden and beyond.
- Persons using "City of Los Angeles", "City of San Francisco" and "City of Portland", should ask Baggage Agents or any Union Pacific representative to attach to each piece of checked baggage a distinctive tag indicating train on which it is to be handled.
- Reservations for space, Pullman or coach, should be applied for as much in advance as possible. If space is available on the "City of Portland" 48 hours prior to departure from terminal it may be sold for or between intermediate stations. This applies to both coach and Pullmans.
- △ Stops only to let off paying passengers. ▲ Motor bus connection at East Los Angeles.
- * Regular daily trains Nos. 407 and 408 between Portland and Seattle; for additional train service between Portland and Seattle see page 25.
- (C.T.) Central time. (M.T.) Mountain time. (P.T.) Pacific time. (f) Stops only on signal.

Union Pacific *Streamliner* Schedules

Streamliner City of Denver

Westbound—Read Down (See Note A) Eastbound—Read Up

Stream- liner No. 111 Daily	Between CHICAGO and DENVER No Extra Fare	Stream- liner No. 112 Daily
	C. & N. W.	
5.00	Lv Chicago.....Ill. Ar	9.35
	Lv Oak Park.....Ill. Ar	9.15
6.32	Lv Dixon.....Ill. Lv	7.51
6.44	Lv Sterling.....Ill. Lv	7.41
7.12	Lv Clinton.....Ill. Lv	7.15
8.21	Lv Cedar Rapids.....Iowa Lv	6.00
9.26	Lv Marshalltown.....Iowa Lv	4.53
10.00	Lv Ames.....Iowa Lv	4.20
10.20	Lv Boone.....Iowa Lv	4.07
	Lv Carroll.....Iowa Lv	3.21
12.27	Ar Council Bluffs.....Iowa Lv	2.00
12.45	Ar Omaha.....Neb. Lv	1.50
	Union Pacific	
12.55	Lv Omaha.....Neb. Ar	1.40
H 1.29	Lv Fremont.....Neb. Lv	P12.59
2.03	Lv Columbus.....Neb. Lv	12.23
2.55	Lv Grand Island.....Neb. Lv	11.35
3.30	Lv Kearney.....Neb. Lv	10.59
4.46	Ar North Platte (C.T.).....Neb. Lv	9.50
3.50	Lv North Platte (M.T.).....Neb. Ar	8.47
K 4.59	Lv Julesburg.....Colo. Lv	T 7.44
5.47	Lv Sterling.....Colo. Lv	6.57
7.05	Lv La Salle.....Colo. Lv	5.43
8.00	Ar Denver.....Colo. Lv	5.00

Streamliner City of St. Louis

Westbound—Read Down (See Note A) Eastbound—Read Up

Stream- liner No. 9 Daily	Between ST. LOUIS, KANSAS CITY, DENVER and CHEYENNE No Extra Fare	Stream- liner No. 10 Daily
	Wabash	
3.30	Lv St. Louis (Un. Sta.) (C.T.).....Mo. Ar	2.05
3.43	Lv St. Louis (Delmar Blvd.).....Mo. Ar	1.45
5.13	Lv Mexico.....Mo. Lv	12.11
5.34	Lv Centralia.....Mo. Lv	11.58
6.00	Lv Moberly.....Mo. Lv	11.35
8.25	Ar Kansas City.....Mo. Lv	9.15
	Union Pacific	
8.45	Lv Kansas City.....Mo. Ar	9.00
9.53	Lv Topeka.....Kan. Lv	7.53
10.42	Lv Manhattan.....Kan. Lv	7.00
11.10	Lv Junction City.....Kan. Lv	6.35
12.01	Lv Salina.....Kan. Lv	5.36
2.05	Ar Ellis (C.T.).....Kan. Ar	3.45
1.10	Lv Ellis (M.T.).....Kan. Ar	2.40
2.22	Lv Oakley.....Kan. Lv	1.31
3.13	Lv Sharon Springs.....Kan. Lv	12.46
4.58	Lv Hugo.....Colo. Lv	11.10
5.18	Lv Limon.....Colo. Lv	10.52
7.05	Ar Denver.....Colo. Lv	9.25
7.25	Lv Denver.....Colo. Ar	9.10
8.34	Lv Greeley.....Colo. Lv	7.52
9.45	Ar Cheyenne.....Wyo. Lv	6.50
3.15	Ar Los Angeles.....Cal. Lv	10.00
3.20	Ar San Francisco.....Cal. Lv	11.00
5.30	Ar Portland.....Ore. Lv	9.00

Footnotes for Page 3

● Reservations for space, Pullman or coach, should be applied for as much in advance as possible. Tickets for or between intermediate stations will not be sold for the "City of Denver" until day of departure from terminal, if and when space is available. This applies to both coach and Pullmans.

⊕ Stops to let off paying passengers from Denver and beyond. Does not take local passengers from Oak Park to Chicago.

H Stops to let off paying passengers from Chicago; also to take for Denver.

K Stops to let off paying passengers from Chicago; also to take for stations in Colorado where train stops.

P Stops to let off paying passengers from Denver; also to take for Chicago.

T Stops to let off paying passengers from Colorado; also to take for Chicago.

Note A.—See pages 6 to 15 and 18 to 21 for Streamliner equipment; 27 to 29 for railroad fares and Pullman rates.

(C.T.) Central time. (M.T.) Mountain time. (P.T.) Pacific time.

CONSULT THIS CALENDAR
in connection with
Union Pacific Streamliner Sailing Dates

1947 JANUARY 1947						
SUN	MON	TUE	WED	THU	FRI	SAT
			1	2	3	4
5	6	7	8	9	10	11
12	13	14	15	16	17	18
19	20	21	22	23	24	25
26	27	28	29	30	31	

1947 FEBRUARY 1947						
SUN	MON	TUE	WED	THU	FRI	SAT
						1
2	3	4	5	6	7	8
9	10	11	12	13	14	15
16	17	18	19	20	21	22
23	24	25	26	27	28	

1947 MARCH 1947						
SUN	MON	TUE	WED	THU	FRI	SAT
					1	
2	3	4	5	6	7	8
9	10	11	12	13	14	15
16	17	18	19	20	21	22
23	24	25	26	27	28	29
30	31					

1947 APRIL 1947						
SUN	MON	TUE	WED	THU	FRI	SAT
		1	2	3	4	5
6	7	8	9	10	11	12
13	14	15	16	17	18	19
20	21	22	23	24	25	26
27	28	29	30			

1947 MAY 1947						
SUN	MON	TUE	WED	THU	FRI	SAT
			1	2	3	
4	5	6	7	8	9	10
11	12	13	14	15	16	17
18	19	20	21	22	23	24
25	26	27	28	29	30	31

1947 JUNE 1947						
SUN	MON	TUE	WED	THU	FRI	SAT
1	2	3	4	5	6	7
8	9	10	11	12	13	14
15	16	17	18	19	20	21
22	23	24	25	26	27	28
29	30					

Reserved Seat Coaches on Fast Through Union Pacific Trains

Coach passengers on the following trains now have reserved seats. Reservations made in advance assure comfortable seats for entire trip, without extra cost.

BETWEEN—

Chicago and Los Angeles on Los Angeles Limited
Chicago and San Francisco on San Francisco Overland
Chicago and Portland on Portland Rose
St. Louis and Los Angeles on Streamliner City of St. Louis

St. Louis and Portland on Streamliner City of St. Louis
St. Louis and Cheyenne on Streamliner City of St. Louis

Streamliners between Chicago and Los Angeles, San Francisco, Portland and Denver also require advance reservations for coach seats.

UNION PACIFIC RAILROAD



COAST-TO-COAST THROUGH SLEEPING CAR SERVICE

Between New York City—Washington, D. C. and Los Angeles

The Admiral No. 71 Los Angeles Limited No. 1 Daily—Example		New York and Los Angeles via Pennsylvania R. R. and Overland Route No Extra Fare		Los Angeles Limited No. 2 The Pennsylvanian No. 78 Daily—Example		The Water Level No. 63 Los Angeles Limited No. 1 Daily—Example		New York and Los Angeles via New York Central and Overland Route No Extra Fare		Los Angeles Limited No. 2 Lake Shore Limited No. 22 Daily—Example		The Admiral No. 71 Los Angeles Limited No. 1 Daily—Example		Washington and Los Angeles via Pennsylvania R. R. and Overland Route No Extra Fare		Los Angeles Limited No. 2 The Rainbow No. 42 Daily—Example	
6.45	SUN	Lv New York (ET) Ar	11.55	WED	5.20	SUN	Lv New York Central Ar	11.59	WED	6.50	SUN	Lv Penn R. R. Ar	12.15	WED	Los Angeles Limited No. 2		
10.45	MON	Ar Chicago (C.T.) Lv	5.30	TUE	9.55	MON	Ar Chicago (C.T.) Lv	6.00	TUE	10.45	MON	Ar Chicago (C.T.) Lv	6.30	TUE	Los Angeles Limited No. 2		
2.00	MON	Lv Chicago (C.T.) Ar	2.40	TUE	2.00	MON	Lv Chicago (C.T.) Ar	2.40	TUE	2.00	MON	Lv Chicago (C.T.) Ar	2.40	TUE	Los Angeles Limited No. 2		
6.05	"	" Cedar Rapids... Lv	9.35	"	6.05	"	" Cedar Rapids... Lv	9.35	"	6.05	"	" Cedar Rapids... Lv	9.35	"	Los Angeles Limited No. 2		
8.35	MON	" Boone... Lv	7.20	"	8.35	MON	" Boone... Lv	7.20	"	8.35	MON	" Boone... Lv	7.20	"	Los Angeles Limited No. 2		
12.10	TUE	Ar Omaha... Lv	4.40	TUE	12.10	TUE	Ar Omaha... Lv	4.40	TUE	12.10	TUE	Ar Omaha... Lv	4.40	TUE	Los Angeles Limited No. 2		
12.40	TUE	Lv Omaha... Ar	4.10	TUE	12.40	TUE	Lv Omaha... Ar	4.10	TUE	12.40	TUE	Lv Omaha... Ar	4.10	TUE	Los Angeles Limited No. 2		
3.28	"	" Grand Island... Lv	1.35	TUE	3.28	"	" Grand Island... Lv	1.35	TUE	3.28	"	" Grand Island... Lv	1.35	TUE	Los Angeles Limited No. 2		
5.48	"	Ar No. Platte (CT) Lv	11.05	MON	5.48	"	Ar No. Platte (CT) Lv	11.05	MON	5.48	"	Ar No. Platte (CT) Lv	11.05	MON	Los Angeles Limited No. 2		
4.56	"	Lv No. Platte (MT) Ar	9.43	"	4.56	"	Lv No. Platte (MT) Ar	9.43	"	4.56	"	Lv No. Platte (MT) Ar	9.43	"	Los Angeles Limited No. 2		
7.20	"	" Sidney... Lv	7.45	"	7.20	"	" Sidney... Lv	7.45	"	7.20	"	" Sidney... Lv	7.45	"	Los Angeles Limited No. 2		
9.30	"	Ar Cheyenne... Lv	5.50	"	9.30	"	Ar Cheyenne... Lv	5.50	"	9.30	"	Ar Cheyenne... Lv	5.50	"	Los Angeles Limited No. 2		
10.05	"	Lv Cheyenne... Ar	5.15	"	10.05	"	Lv Cheyenne... Ar	5.15	"	10.05	"	Lv Cheyenne... Ar	5.15	"	Los Angeles Limited No. 2		
11.45	"	" Laramie... Lv	3.40	"	11.45	"	" Laramie... Lv	3.40	"	11.45	"	" Laramie... Lv	3.40	"	Los Angeles Limited No. 2		
2.07	"	" Rawlins... Lv	1.05	"	2.07	"	" Rawlins... Lv	1.05	"	2.07	"	" Rawlins... Lv	1.05	"	Los Angeles Limited No. 2		
5.00	"	" Green River... Lv	10.20	"	5.00	"	" Green River... Lv	10.20	"	5.00	"	" Green River... Lv	10.20	"	Los Angeles Limited No. 2		
9.30	"	" Ogden... Lv	6.10	"	9.30	"	" Ogden... Lv	6.10	"	9.30	"	" Ogden... Lv	6.10	"	Los Angeles Limited No. 2		
10.45	TUE	Lv Salt Lake City... Ar	4.45	MON	10.45	TUE	Lv Salt Lake City... Ar	4.45	MON	10.45	TUE	Lv Salt Lake City... Ar	4.45	MON	Los Angeles Limited No. 2		
5.10	WED	Ar Caliente (M.T.) Lv	10.00	SUN	5.10	WED	Ar Caliente (M.T.) Lv	10.00	SUN	5.10	WED	Ar Caliente (M.T.) Lv	10.00	SUN	Los Angeles Limited No. 2		
4.20	"	Lv Caliente (P.T.) Ar	8.50	"	4.20	"	Lv Caliente (P.T.) Ar	8.50	"	4.20	"	Lv Caliente (P.T.) Ar	8.50	"	Los Angeles Limited No. 2		
7.25	"	" Las Vegas... Lv	6.00	"	7.25	"	" Las Vegas... Lv	6.00	"	7.25	"	" Las Vegas... Lv	6.00	"	Los Angeles Limited No. 2		
1.20	"	Ar San Bernadino... Lv	11.55	"	1.20	"	Ar San Bernadino... Lv	11.55	"	1.20	"	Ar San Bernadino... Lv	11.55	"	Los Angeles Limited No. 2		
1.47	"	" Riverside... Lv	11.30	"	1.47	"	" Riverside... Lv	11.30	"	1.47	"	" Riverside... Lv	11.30	"	Los Angeles Limited No. 2		
2.50	"	" East Los Angeles... Lv	10.25	"	2.50	"	" East Los Angeles... Lv	10.25	"	2.50	"	" East Los Angeles... Lv	10.25	"	Los Angeles Limited No. 2		
3.15	WED	Ar Los Angeles... Lv	10.00	SUN	3.15	WED	Ar Los Angeles... Lv	10.00	SUN	3.15	WED	Ar Los Angeles... Lv	10.00	SUN	Los Angeles Limited No. 2		
3.30	WED	Ar Pasadena... Lv	9.20	SUN	3.30	WED	Ar Pasadena... Lv	9.20	SUN	3.30	WED	Ar Pasadena... Lv	9.20	SUN	Los Angeles Limited No. 2		
4.00	"	Ar Glendale... Lv	8.45	"	4.00	"	Ar Glendale... Lv	8.45	"	4.00	"	Ar Glendale... Lv	8.45	"	Los Angeles Limited No. 2		
4.00	"	Ar Anaheim... Lv	8.50	"	4.00	"	Ar Anaheim... Lv	8.50	"	4.00	"	Ar Anaheim... Lv	8.50	"	Los Angeles Limited No. 2		
3.45	"	Ar Long Beach... Lv	9.00	"	3.45	"	Ar Long Beach... Lv	9.00	"	3.45	"	Ar Long Beach... Lv	9.00	"	Los Angeles Limited No. 2		
4.15	WED	Ar San Pedro (P.T.) Lv	8.30	SUN	4.15	WED	Ar San Pedro (P.T.) Lv	8.30	SUN	4.15	WED	Ar San Pedro (P.T.) Lv	8.30	SUN	Los Angeles Limited No. 2		

Coast-to-Coast Equipment

Standard Sleeping Cars—
New York City to Los Angeles—
6 Sections, 6 Double Bedrooms.
Los Angeles to New York—
6 Sections, 6 Double Bedrooms.

Coast-to-Coast Equipment

Standard Sleeping Cars—
New York to Los Angeles—
6 Sections, 6 Double Bedrooms.
Los Angeles to New York City—
6 Sections, 6 Double Bedrooms.

Coast-to-Coast Equipment

Standard Sleeping Cars—
Washington to Los Angeles—
12 Sections, Drawing-room.
Los Angeles to Washington—
12 Sections, Drawing-room.

♦Motor bus connections with main line trains at East Los Angeles.

ADVANTAGES OF COAST-TO-COAST SLEEPING CAR SERVICE

- The schedules shown on this and the opposite page provide a completely new service for the coast-to-coast traveler, at No Extra Fare.
- This service eliminates the necessity of changing trains or transferring from one station to another in Chicago.
- It gives the traveler a choice of three fine routes between the Atlantic Coast and Chicago, and the service of the famous Overland Route between Chicago and California.

For Dependable Transportation—Be Specific, Say "UNION PACIFIC"



COAST-TO-COAST THROUGH SLEEPING CAR SERVICE

Between New York City—Washington, D. C. and San Francisco

Lake Shore Limited No. 19 San Francisco Overland No. 27 Daily Example		New York and San Francisco via New York Central and Overland Route No Extra Fare		San Francisco Overland No. 28 Lake Shore Limited No. 22 Daily Example		The Admiral No. 71 San Francisco Overland No. 27 Daily Example		New York and San Francisco via Pennsylvania Railroad and Overland Route No Extra Fare		San Francisco Overland No. 28 The Pennsylvania No. 78 Daily Example		The Shenandoah No. 7 Pacific No. 21 Daily Example		Washington and San Francisco via Baltimore & Ohio and Overland Route No Extra Fare		Pacific No. 22 Washington Express No. 10-18 Daily Example				
6.30	SUN	Lv	New York (E.T.)	Ar	11.59	WED	6.45	SUN	Lv	Penna. R.R. New York (E.T.)	Ar	11.55	WED	11.45	SUN	Lv	B. & O. R.R. Wash'ton (E.T.)	Ar	7.20	THU
12.45	MON	Ar	Chicago (C.T.)	Lv	6.00	TUE	10.45	MON	Ar	Chicago (C.T.)	Lv	5.30	TUE	3.30	MON	Ar	Chicago (C.T.)	Lv	10.40	WED
3.00	MON	Lv	C. & N. W. Omaha	Ar	2.50	TUE	3.00	MON	Lv	Chicago (C.T.)	Ar	2.50	TUE	8.15	MON	Lv	Chicago (C.T.)	Ar	8.15	WED
12.35	TUE	Ar	Omaha	Lv	5.10	TUE	12.35	TUE	Ar	Omaha	Lv	5.10	TUE	8.15	TUE	Ar	Omaha	Lv	8.45	TUE
1.00	TUE	Lv	Omaha	Ar	4.50	TUE	1.00	TUE	Lv	Omaha	Ar	4.50	TUE	8.45	TUE	Lv	Omaha	Ar	7.45	TUE
3.38	"	"	Grand Island	"	2.14	TUE	3.38	"	"	Grand Island	"	2.14	TUE	11.55	"	"	Grand Island	"	4.32	"
5.58	"	"	N. Platte (C.T.)	"	11.50	MON	5.58	"	"	N. Platte (C.T.)	"	11.50	MON	2.40	"	"	N. Platte (C.T.)	"	1.42	"
5.06	"	Ar	N. Platte (M.T.)	Ar	10.40	"	5.06	"	Lv	N. Platte (M.T.)	Ar	10.40	"	1.50	"	Lv	N. Platte (M.T.)	Ar	12.32	"
7.30	"	"	Sidney	"	8.39	"	7.30	"	"	Sidney	"	8.39	"	4.45	"	"	Sidney	"	10.12	"
9.40	"	Ar	Cheyenne	"	6.50	"	9.40	"	Ar	Cheyenne	"	6.50	"	7.10	"	Ar	Cheyenne	"	8.05	"
10.10	"	Lv	Cheyenne	Ar	6.25	"	10.10	"	Lv	Cheyenne	Ar	6.25	"	7.30	"	Lv	Cheyenne	Ar	7.40	"
11.55	"	"	Laramie	"	4.55	"	11.55	"	"	Laramie	"	4.55	"	9.20	TUE	"	Laramie	"	6.10	"
2.17	"	"	Rawlins	"	2.25	"	2.17	"	"	Rawlins	"	2.25	"	12.01	WED	"	Rawlins	"	3.30	"
5.10	"	"	Green River	"	11.40	"	5.10	"	"	Green River	"	11.40	"	3.30	"	"	Green River	"	12.25	TUE
9.05	TUE	Ar	Ogden (M.T.)	Lv	7.20	MON	9.05	TUE	Ar	Ogden (M.T.)	Lv	7.20	MON	7.40	WED	Ar	Ogden (M.T.)	Lv	7.15	MON
8.30	TUE	Lv	Ogden (P.T.)	Ar	5.50	MON	8.30	TUE	Lv	Ogden (P.T.)	Ar	5.50	MON	7.40	WED	Lv	Ogden (P.T.)	Ar	5.15	MON
7.35	WED	"	Reno	"	6.50	SUN	7.35	WED	"	Reno	"	6.50	SUN	9.10	"	"	Reno	"	4.45	"
8.33	"	"	Truckee	"	5.49	"	8.33	"	"	Truckee	"	5.49	"	10.20	WED	"	Truckee	"	3.28	MON
12.40	"	"	Sacramento	"	1.40	"	12.40	"	"	Sacramento	"	1.40	"	4.10	THU	"	Sacramento	"	10.40	SUN
2.30	"	Ar	Berkeley	"	11.47	"	2.30	"	Ar	Berkeley	"	11.47	"	6.45	"	Ar	Berkeley	"	7.54	"
2.42	"	"	Oakland (16-St.)	"	11.38	"	2.42	"	"	Oakland (16-St.)	"	11.38	"	7.05	"	"	Oakland (16-St.)	"	7.44	"
3.20	WED	Ar	San Fran (P.T.)	Lv	11.00	SUN	3.20	WED	Ar	San Fran (P.T.)	Lv	11.00	SUN	7.50	THU	Ar	San Fran (P.T.)	Lv	7.00	SUN

The Statesman No. 51 The Golden Arrow No. 89 Pacific 21 Daily Example		Washington and San Francisco via Pennsylvania Railroad and Overland Route No Extra Fare		Pacific No. 22 Manhattan Limited No. 22 The Statesman No. 50		
11.35	SUN	Lv	Washington (E.T.)	Ar	7.20	THU
4.40	MON	Ar	Chicago (C.T.)	Lv	11.30	WED
8.15	MON	Lv	Chicago (C.T.)	Ar	8.15	WED
8.15	TUE	Ar	Omaha	Lv	8.45	TUE
8.45	TUE	Lv	Omaha	Ar	7.45	TUE
11.55	"	"	Grand Island	"	4.32	"
2.40	"	Ar	North Platte (C.T.)	"	1.42	"
1.50	"	Lv	North Platte (M.T.)	"	12.32	"
4.45	"	"	Sidney	"	10.12	"
7.10	"	Ar	Cheyenne	"	8.05	"
7.30	"	Lv	Cheyenne	"	7.40	"
9.20	TUE	"	Laramie	"	6.10	"
12.01	WED	"	Rawlins	"	3.30	"
3.30	"	"	Green River	"	12.25	TUE
7.40	WED	Ar	Ogden (M.T.)	Lv	7.15	MON
7.40	WED	Lv	Ogden (P.T.)	Ar	5.15	MON
9.10	"	"	Reno	"	4.45	"
10.20	WED	"	Truckee	"	3.28	MON
4.10	THU	"	Sacramento	"	10.40	SUN
6.45	"	Ar	Berkeley	"	7.54	"
7.05	"	"	Oakland (16th Street)	Lv	7.44	"
7.50	THU	Ar	San Francisco (P.T.)	Lv	7.00	SUN

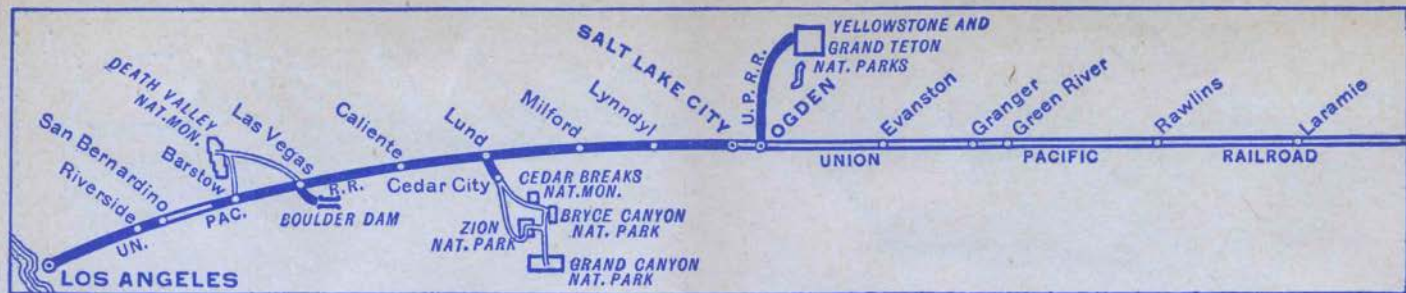
Coast-to-Coast Equipment

Nos. 19-27 and 28-22
Standard Sleeping Cars... New York City to San Francisco—8 Sections, 1 Drawing-room, 2 Compartments.
San Francisco to New York City—8 Sections, 1 Drawing-room, 2 Compartments.

Nos. 71-27 and 28-78
Standard Sleeping Cars... New York City to San Francisco—10 Sections, 1 Drawing-room, 2 Compartments.
San Francisco to New York City—10 Sections, 1 Drawing-room, 2 Compartments.

Nos. 7-21 and 22-10-18
Standard Sleeping Cars... Washington to San Francisco—12 Sections, 1 Drawing-room.
San Francisco to Washington—12 Sections, 1 Drawing-room.

Nos. 51-89-21 and 22-22-50
Standard Sleeping Cars... Washington to San Francisco—12 Sections, 1 Drawing-room.
San Francisco to Washington—12 Sections, 1 Drawing-room.



CHICAGO to LOS ANGELES via Omaha

Table A Condensed Schedules.	Stream- liner City of Los Ang. 103 @ Example	Los Angeles Limited 1 Daily Example	Train Number 43 Daily Example	Los Angeles Challenger 7 Daily Example	Pacifi- c- Pony Express 21-37 Daily Example
Lv Chicago (C.T.) C. & N. W. Ar Omaha	7.30 3.15	2.00 12.10	9.00 10.00	9.45 9.30	8.15 8.15
Lv Minneapolis C. & N. W. Ar St. Paul		8.40 9.20	8.40 9.20	8.45 9.25	8.45 9.25
Lv Omaha		8.00	8.00	7.50	7.50
Lv St. Louis (Wab.) Ar Omaha				7.50 8.20	7.50 8.20
Lv Omaha (C.T.) Un. Pac. Ar Fremont	3.25	12.40	10.30	10.00	8.45
Lv Columbus	5.26	3.28	2.30	1.00	11.55
Lv Grand Island		3.50	3.50	f 1.50	12.47
Lv Kearney	7.16	5.48	6.40	3.40	2.40
Lv Ar No. Platte (C.T.)	6.17	4.56	5.55	2.50	1.50
Lv Ar No. Platte (M.T.)	8.01	7.20	9.20	5.25	4.45
Lv Ar Sidney	9.45	9.30	12.20	7.40	7.10
Lv Ar Cheyenne					
Lv St. Louis (Wab) (C. T.) Ar Kansas City (Un. Pac.)		3.30 8.45		11.30	11.30
Lv Denver (M.T.)		7.25		5.20	5.20
Lv Cheyenne	9.55	10.05	12.40	8.00	7.30
Lv Laramie	11.17	11.45	2.30	9.50	9.20
Lv Rawlins	1.04	2.07	5.37	12.35	12.01
Lv Rock Springs		8.21	3.10	3.10	2.35
Lv Green River	3.19	5.00	9.00	3.55	3.30
Lv Evanston	5.03	7.10	11.35	6.10	5.48
Lv Ogdén	6.35	9.00	1.30	8.00	7.40
Lv Ogdén	6.45	9.30	2.00	8.30	8.30
Lv Salt Lake	7.25	10.25	2.55	9.25	9.25
Lv Salt Lake	7.30	10.45	3.20	10.05	9.45
Lv Milford		2.40	8.45	3.10	2.55
Lv Lund		3.14	9.35	4.15	3.57
Ar Cedar City		▲ 4.30	▲ 10.45	▲ 5.20	▲ 5.20
Lv Cedar City		▲ 10.30	▲ 8.15	▲ 2.45	▲ 2.45
Lv Lund		3.14	9.35	4.15	3.57
Ar Caliente (MT)	12.40	5.10	11.55	6.30	6.10
Lv Caliente (PT)	11.45	4.20	11.10	5.45	5.25
Lv Las Vegas	2.30	7.25	2.35	9.35	9.05
Ar San Bernardino	7.35	1.20	9.15	4.50	4.30
Ar Riverside	7.55	1.47	9.50	5.25	5.05
Ar East Los Angeles	8.50	2.50	11.20	6.55	6.40
Ar Los Angeles (P.T.)	9.15	3.15	11.45	7.25	7.15
Ar Pasadena	9.30	3.30		7.35	7.35
Ar Glendale	10.00	4.00		8.05	8.05
Ar Anaheim	10.00	4.00		8.05	8.05
Ar Long Beach	9.45	3.45		7.50	7.50
Ar San Pedro (P.T.)	10.15	4.15		8.25	8.25

Equipment for Page 6

★ **NO. 103—Streamliner CITY OF LOS ANGELES—Extra Fare**
Leaves Chicago via C. & N. W. every Monday, Wednesday and Friday.

Observation Lounge Car... Chicago to Los Angeles—(Barber, valet, Club Car... Chicago to Los Angeles—(bath, radio, Standard Sleeping Cars... Chicago to Los Angeles—Drawing-rooms, Compartments, Bedrooms, Roomettes, Sections (7 cars). Reclining Seat Coaches... Chicago to Los Angeles—(all reserved). Cafe Lounge Car... Low cost meals and lounge for coach passengers. Main Dining Car... Regular meal service.

★ NO. 1—LOS ANGELES LIMITED—DAILY—No Extra Fare

Cars from Chicago and Minneapolis-St. Paul run via C. & N. W. to Omaha; thence U. P. Club Lounge Car... Chicago to Los Angeles—(Barber, valet, radio). Standard Sleeping Cars... Chicago to Los Angeles—2 Drawing-rooms, 4 Compartments, 4 Double Bedrooms. Chicago to Los Angeles—6 Sections, 6 Roomettes, 4 Double Bedrooms. Chicago to Los Angeles—12 Sections, D. R. New York to Los Angeles—6 Sections, 6 Double Bedrooms (N.Y.C. No. 63 to Chicago). New York to Los Angeles—6 Sections, 6 Double Bedrooms (P.R.R. No. 71 to Chicago). Washington to Los Angeles—12 Sections, D.R. (P.R.R. No. 71 to Chicago). Minneapolis-St. Paul to Los Angeles—6 Sec., 6 Rmte, 4 Double Bedrooms (203-10-203 to Omaha). Cheyenne to Los Angeles—6 Sections, 6 Roomettes. 4 Double Bedrooms (Wab.-U.P. 9 from St. Louis). Salt Lake City to Cedar City—10 Sec., D. R., Compts. (No. 301 beyond Lund; summer season only about June 1 to September 25). Cedar City to Los Angeles—10 Sec., D. R., Compts. (No. 302 to Lund; summer season only, about June 1 to September 25).

Reserved Seat Coaches... Chicago to Los Angeles (1 car—48 reclining seats). Cheyenne to Los Angeles (Wab.-U.P. 9 from St. Louis). Dining Car... Meal service.

★ NO. 43—DAILY

Reclining Seat Coaches... Omaha to Los Angeles; Omaha to North Platte. No sleeping cars or dining car on this train at present.

★ NO. 7—Challenger—DAILY


Cars from Chicago and Minneapolis-St. Paul run via C. & N. W. to Omaha; thence U. P. Lounge Car... Chicago to Los Angeles (for sleeping car passengers). Challenger Sleeping Cars... Chicago to Los Angeles—14 Sections. (Pullman Tourist) Minneapolis-St. Paul to Los Angeles—14 Sections (No. 201-2-201 to Omaha). Reclining Seat Coaches... Chicago to Los Angeles. Women-Childrens Coach... Chicago to Los Angeles (reclining seats). Dining Car... Serving moderately priced meals.

★ 21-37—PACIFIC-PONY EXPRESS—DAILY

21 to Ogdén; 37 to Los Angeles. Cars from Chicago run via C. & N. W. east of Omaha Club Lounge Car Service... Chicago to Los Angeles. Standard Sleeping Cars... Chicago to Los Angeles—12 Sections, D. R. Chicago to Salt Lake—10 Sec., 3 Double Bedrooms. Omaha to Los Angeles—12 Sections, Drawing-room. Salt Lake City to Los Angeles—10 Sections, 3 Double Bedrooms (No. 30 from Butte). Las Vegas to Los Angeles—10 Sections, D. R., Compts. Tourist Sleeping Car... Ogdén to Los Angeles—14 Sec. (No. 37 from Kansas City). Reclining Seat Coaches... Chicago to Green River (No. 15-17 to Portland). Ogdén to Los Angeles (No. 37 from Kansas City). Dining Car... Meal service.

Footnotes for Page 6

- ★ Regularly assigned through cars air-conditioned.
- ⊙ Departs from Chicago every Monday, Wednesday and Friday.
- Runs via Borie cut-off; not via Cheyenne.
- ♦ Motor Bus connections with main line trains at East Los Angeles.
- (f) Stops only on signal.
- ⊠ Conditional stop; consult agent or conductor.
- ▲ Motor bus between Lund and Cedar City.
- (E.T.) Eastern time. (C.T.) Central time. (M.T.) Mountain time. (P.T.) Pacific time.
- Time from 12.01 midnight to 12.00 noon shown in light face type.
- Time from 12.01 noon to 12.00 midnight shown in heavy face type.



LOS ANGELES to CHICAGO via Omaha

Table A Condensed Schedules.		Stream- liner City of Los. Ang. 104 Example	Los Angeles Limited 2 Daily Example	Train Number 44 Daily Example	Los Angeles Challenger 8 Daily Example	Pony Express- Pacific 38-22 Daily Example
Lv San Pedro (P.T.).....	3.20 MO	8.30 SU		7.10 SU	5.45 SU	
Lv Long Beach.....	3.50 MO	9.00 SU		7.45 SU	6.15 SU	
Lv Anaheim.....	3.45 MO	8.50 SU		7.35 SU	6.05 SU	
Lv Glendale.....	3.30 MO	8.45 SU		7.25 SU	5.55 SU	
Lv Pasadena.....	4.10 MO	9.20 SU		8.05 SU	6.35 SU	
Lv Los Angeles (P.T.)..	5.00 MO	10.00 SU	10.00 SU	8.45 SU	7.15 SU	
" East Los Angeles....	5.20 "	10.25 "	10.25 "	9.10 "	7.40 "	
" Riverside.....	6.15 "	11.30 "	11.50 SU	10.35 "	9.00 "	
" San Bernardino.....	6.40 "	11.55 "	12.25 MO	11.10 SU	9.40 SU	
" Las Vegas.....	11.55 MO	6.00 "	7.45 "	6.20 MO	4.45 MO	
Ar Calien to (P.T.).....	2.35 TU	8.50 "	11.10 "	9.35 "	8.00 "	
Lv Calien to (M.T.).....	3.40 TU	10.00 "	12.35 "	10.50 "	9.15 "	
Ar Lund.....		11.49 SU	2.55 MO	1.02 MO	11.20 MO	
" Cedar City.....		4.30 MO	5.20 MO	5.20 MO	12.25 MO	
Lv Cedar City.....		10.30 SU	10.05 MO	10.05 MO	10.05 MO	
Lv Lund.....		11.49 SU	2.55 MO	1.02 MO	11.20 MO	
" Millford.....		12.30 MO	4.10 "	2.00 "	12.20 "	
Ar Salt Lake City.....	8.55 TU	4.25 "	9.45 "	6.35 "	4.45 "	
Lv Salt Lake City.....	9.00 "	4.45 "	10.25 "	7.15 "	5.20 "	
Ar Ogden.....	9.40 "	5.40 "	11.25 MO	8.15 "	6.15 "	
Lv Ogden.....	9.50 "	6.10 "	12.25 TU	8.45 "	7.15 "	
" Evanston.....	11.22 "	8.10 "	2.55 "	10.55 MO	9.18 MO	
" Green River.....	1.05 "	10.20 "	6.00 "	1.20 TU	12.25 TU	
" Rock Springs.....		6.22 "	1.40 "	1.40 "	12.45 "	
" Rawlins.....	3.21 "	1.05 "	9.35 "	4.30 "	3.30 "	
" Laramie.....	5.18 "	3.40 "	1.00 "	7.10 "	6.10 "	
Ar Cheyenne (M.T.)....	6.38 TU	5.15 MO	2.45 TU	8.45 TU	7.40 TU	
Ar Denver.....		9.10 MO		7.45 TU	7.45 TU	
Ar Kansas City (C.T.)..		9.00 TU		11.50 TU	11.50 TU	
Ar St. Louis (Wab.)....		2.05 TU		7.45 WE	7.45 WE	
Lv Cheyenne (M.T.)....	6.48 TU	5.50 MO	3.15 TU	9.05 TU	8.05 TU	
" Sidney.....	8.15 "	7.45 "	5.45 "	11.10 "	10.12 "	
Ar North Platte (M.T.)..	9.58 "	9.43 "	8.40 "	1.30 "	12.32 "	
Lv North Platte (C.T.)..	10.59 TU	11.05 MO	9.55 TU	2.39 "	1.42 "	
" Kearney.....		12.20 WE	f 4.25 "	3.27 "	3.27 "	
" Grand Island.....		1.55 "	5.40 "	4.32 "	4.32 "	
" Colum bus.....	12.45 WE	1.35 "	3.39 "	f 6.55 "	5.48 "	
" Fremont.....		4.53 "	f 7.47 "	6.44 "	6.44 "	
Ar Omaha.....	2.50 WE	4.10 TU	6.00 WE	8.45 TU	7.45 TU	
Lv Omaha (Wab.).....					8.20 TU	
Ar St. Louis.....					7.55 WE	
Lv Omaha C. & N. W....	3.00 WE	4.40 TU	7.15 WE	9.15 TU	8.45 TU	
Ar Chicago (C.T.).....	10.45 WE	2.40 TU	7.15 WE	9.20 WE	8.15 WE	
Lv Omaha C. & N. W....		8.15 TU		9.45 TU	9.45 TU	
Ar Sioux City.....		11.25 TU		12.45 WE	12.45 WE	
Ar St. Paul.....		6.55 TU		7.45 "	7.45 "	
Ar Minneapolis (C.T.)..		7.25 TU		8.20 WE	8.20 WE	

Equipment for Page 7

★ **NO. 104—Streamliner CITY OF LOS ANGELES—Extra Fare**
Leaves Los Angeles every Monday, Wednesday and Friday. Arrive Chicago via C. & N. W.
Observation Lounge Car... Los Angeles to Chicago—(Barber, valet, radio.)
Club Car... Los Angeles to Chicago—(bath, radio.)
Standard Sleeping Cars... Los Angeles to Chicago—Drawing-rooms, Compts., Bedrooms, Roomettes, Sections (7 cars).
Reclining Seat Coaches... Los Angeles to Chicago—(all seats reserved).
Cafe Lounge Car... Low cost meals and lounge for coach passengers.
Main Dining Car... Regular meal service.

★ **NO. 2—LOS ANGELES LIMITED—DAILY—No Extra Fare**
Cars to Chicago and St. Paul-Minneapolis run via C. & N. W. east of Omaha.
Club Lounge Car... Los Angeles to Chicago—(Barber, valet, radio).
Standard Sleeping Cars... Los Angeles to Chicago—2 Drawing-rooms, 4 Compartments, 4 Double Bedrooms.
Los Angeles to Chicago—8 Sections, 6 Roomettes, 4 Double Bedrooms.
Los Angeles to Chicago—12 Sections, D. R.
Los Angeles to New York—6 Sections, 6 Double Bedrooms (N.Y.C. No. 22 east of Chicago).
Los Angeles to New York—6 Sections, 6 Double Bedrooms (P.R.R. No. 78 east of Chicago).
Los Angeles to Washington—12 Sections, D. R. (P.R.R. No. 42 east of Chicago).
Los Angeles to St. Paul-Minneapolis—6 Sections, 6 Roomettes, 4 Double Bedrooms. (C. & N. W. 204-9-204 east of Omaha).
Los Angeles to St. Louis—6 Sections, 6 Roomettes, 4 Double Bedrooms (No. 10 east of Cheyenne).
Los Angeles to Cedar City—10 Sec., D. R., Compts., (No. 301 Lund to Cedar City; summer season only, about June 1 to September 25).
Cedar City to Salt Lake City—10 Sec., D. R., Compts., (No. 302 to Lund; summer season only, about June 1 to September 25).
Reserved Seat Coaches... Los Angeles to Chicago (1 car—48 reclining seats).
Los Angeles to St. Louis—(No. 10 east of Cheyenne).
Dining Car... Meal service.

★ **NO. 44—DAILY**
Standard Sleeping Car... Los Angeles to Las Vegas—10 Sec., D. R., Compts.
Reclining Seat Coaches... Los Angeles to Omaha; North Platte to Omaha.
No dining car on this train.

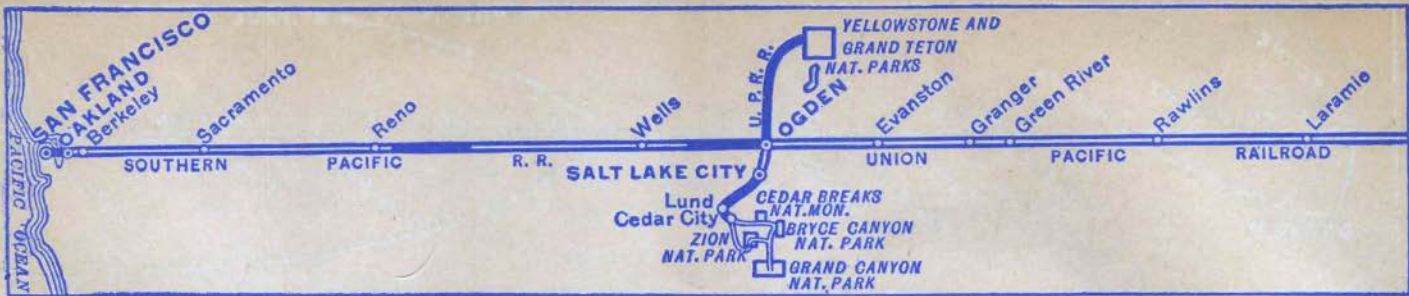
★ **NO. 8—Challenger—DAILY**
Cars to Chicago and St. Paul-Minneapolis run via C. & N. W. east of Omaha.
Lounge Car... Los Angeles to Chicago (for sleeping car passengers).
Challenger Sleeping Cars... Los Angeles to Chicago—14 Sections.
(Pullman Tourist) Los Angeles to St. Paul—Minneapolis—14 Sections (No. 202-1-202 from Omaha).
Reclining Seat Coaches... Los Angeles to Chicago.
Women-Childrens Coach... Los Angeles to Chicago (reclining seats).
Dining Car... Serving moderately priced meals.

★ **NO. 38-22—PONY EXPRESS—PACIFIC—DAILY**
38 to Ogden; 22 to Chicago. Cars to Chicago run via C. & N. W. east of Omaha.
Club Lounge Car Service... Los Angeles to Chicago.
Standard Sleeping Cars... Los Angeles to Chicago—12 Sections, D. R.
Salt Lake to Chicago—10 Sec., 3 Double Bedrooms.
Los Angeles to Omaha—12 Sections, Drawing-room.
Tourist Sleeping Car... Los Angeles to Ogden (No. 38 to Kansas City).
Reclining Seat Coaches... Los Angeles to Ogden (for Kansas City).
Dining Car... Meal service.

Footnotes for Page 7

- ★ Regularly assigned through cars air-conditioned.
- ⊙ Departs from Los Angeles every Monday, Wednesday and Friday.
- Runs via Borie; not via Cheyenne.
- ♠ Motor Bus connections with main line trains at Los Los Angeles.

- ⊠ Conditional stop; consult agent or Conductor. ♣ Motor bus between Lund and Cedar City.
- (E.T.) Eastern time (C.T.) Central time. (M.T.) Mountain time. (P.T.) Pacific time.
- Time from 12.01 midnight to 12.00 noon shown in light face type.
- Time from 12.01 noon to 12.00 midnight shown in heavy face type.



CHICAGO to SAN FRANCISCO via Omaha

Table B Condensed Schedules		Streamliner City of San Francisco 101 @ Example	San Francisco Overland 27 Daily Example	San Francisco Challenger 23 Daily Example	Pacific 21 Daily Example
C. & N. W.					
Lv Chicago (C.T.)	7.30 TUE	3.00 SUN	10.00 SUN	8.15 SUN	
Lv Clinton	9.42 "	5.25 "	1.05 MON	10.50 "	
Lv Cedar Rapids	10.56 "	6.45 "	2.45 "	12.30 MON	
Lv Council Bluffs	12.10 MON	10.00 MON	7.45 "		
Ar Omaha	3.15 WED	12.35 MON	10.30 MON	8.15 MON	
C. & N. W.					
Lv Minneapolis		8.40 SUN	8.45 SUN	8.45 SUN	(201-2-201)
Lv St. Paul		9.20 "	9.25 SUN	9.25 SUN	
Lv Sioux City		5.35 "	5.05 MON	5.05 MON	
Ar Omaha		8.00 SUN	7.50 MON	7.50 MON	
Lv St. Louis (Wab.)			7.50 SUN	7.50 SUN	
Ar Omaha			8.20 MON	8.20 MON	
Union Pacific					
Lv Omaha (C.T.)	3.25 WED	1.00 MON	11.00 MON	8.45 MON	
" Fremont		1.49 "	11.49 "	9.15 "	
" Columbus		2.43 "	12.43 "	10.11 "	
" Grand Island	5.26 "	3.38 "	2.15 "	11.55 "	
" Kearney		4.58 "	3.10 "	12.47 "	
Ar North Platte (C.T.)	7.16 "	5.58 "	5.10 "	2.40 "	
Lv North Platte (M.T.)	6.17 "	5.06 "	4.20 "	1.50 "	
Lv Sidney	8.01 "	7.30 "	7.00 "	4.45 "	
Ar Cheyenne	9.45 WED	9.40 MON	9.20 MON	7.10 MON	
Lv St. Louis (Wab.) (C.T.)		3.30 SUN			
Lv Kansas City (Un. Pac.)		8.45 SUN	11.30 SUN	11.30 SUN	
Lv Denver (M.T.)		7.25 MON	5.20 MON	5.20 MON	
Lv Cheyenne	9.55 WED	10.10 MON	9.40 MON	7.30 MON	
" Laramie	11.17 "	11.55 "	11.30 MON	9.20 MON	
" Rawlins	1.04 "	2.17 "	2.15 TUE	12.01 TUE	
" Rock Springs		4.55 "	4.50 "	2.35 "	
Ar Green River	3.14 "	4.55 "	5.15 "	3.00 "	
Lv Green River	3.19 "	5.10 "	5.30 "	3.30 "	
" Evanston	5.03 "	7.20 "	7.45 "	5.48 "	
Ar Ogden (M.T.)	6.35 WED	9.05 MON	9.30 TUE	7.40 TUE	
Lv Salt Lake City (M.T.)		7.15 MON	7.20 TUE	7.20 TUE	
Southern Pacific					
Lv Ogden (P.T.)	5.45 WED	8.30 MON	9.15 TUE	7.40 TUE	
" Reno	2.30 THU	7.35 TUE	10.50 "	9.10 "	
" Truckee		8.33 "	12.01 WED	10.20 TUE	
Ar Sacramento	6.55 "	12.35 "	5.05 "	3.45 WED	
Lv Sacramento	7.00 "	12.40 "	5.25 "	4.10 "	
Ar Berkeley	8.25 "	2.30 "	7.41 "	6.45 "	
" Oakland (16th St.)	8.34 "	2.42 "	7.57 "	7.05 "	
" Oakland Pier	8.40 "	2.50 "	8.05 "	7.15 "	
Ar San Francisco (P.T.)	9.15 THU	3.20 TUE	8.50 WED	7.50 WED	

Equipment for Page 8

★ NO. 101—Streamliner CITY OF SAN FRANCISCO—Extra Fare

Leaves Chicago via C. & N. W. Tuesday, Thursday and Saturday of each week.
Arrives San Francisco via Southern Pacific.

Observation Lounge Car... Chicago to San Francisco— } Barber, valet, {
Club Car... Chicago to San Francisco } bath, radio. {
Standard Sleeping Cars... Chicago to San Francisco—Drawing-rooms, Compts.,
Bedrooms, Roomettes, Sections (10 cars).
Reclining Seat Coaches... Chicago to San Francisco—(all seats reserved).
Coffee Shop Dining Car... Low cost meals and lounge for coach passengers.
Main Dining Car... Regular meal service.

★ NO. 27—SAN FRANCISCO OVERLAND—DAILY

Pullmans and reserved seat coaches, no extra fare, Chicago to San Francisco.
Cars from Chicago run via C. & N. W. to Omaha; U. P. to Ogden; S. P. to San Francisco.
Club Lounge Car... Chicago to San Francisco (barber, valet, radio).
Standard Sleeping Cars... New York to San Francisco—10 Sections, Drawing-room, Compartments (P.R.R. No. 71 to Chicago).
New York to San Francisco—8 Sections, Drawing-room, Compartments, (N.Y.C. No. 19 to Chicago).
Chicago to San Francisco—2 Drawing-rooms, 4 Compartments, 4 Double Bedrooms.
Chicago to San Francisco—6 Sections, 6 Roomettes, 4 Double Bedrooms (2 cars).
Cheyenne to San Francisco—6 Sections, 6 Roomettes, 4 Double Bedrooms (Wab.—U. P. 9 from St. Louis).
Chicago to San Francisco (3 cars—48 seats each—all reserved).
Reclining Seat Coaches... Chicago to San Francisco (3 cars—48 seats each—all reserved).
Main Dining Car... Regular meal service.
Coffee Shop Dining Car... Low cost meals for coach passengers.

★ NO. 23—Challenger—DAILY


All Coach and Challenger (tourist) Sleeping Car Train. Free Porter Service.
Cars from Chicago run via C. & N. W. to Omaha; U. P. to Ogden; S. P. to San Francisco.
Lounge Car... Chicago to San Francisco (for sleeping car passengers).
Challenger Sleeping Cars... Chicago to San Francisco—16 Sections.
(Pullman Tourist) St. Louis via Omaha to San Francisco—16 Sections (Wab. 11 to Omaha).
Reclining Seat Coaches... Chicago to San Francisco.
Women-Childrens Coach... Chicago to San Francisco (reclining seats).
Dining Car... Serving moderately priced meals.

★ NO. 21—PACIFIC—DAILY

Cars from Chicago run via C. & N. W. to Omaha; U. P. to Ogden; S. P. to San Francisco.
Club Lounge Car... Chicago to San Francisco.
Observation Sleeping Car... Salt Lake to San Francisco—10 Sections (No. 47 to Ogden).
Standard Sleeping Cars... Washington, D. C. to San Francisco—12 Sections, D. R. (P.R.R. No. 51-89 to Chicago).
Washington, D.C. to San Francisco—12 Sections, D.R. (B & O No. 7 to Chicago).
Chicago to San Francisco—12 Sections, D. R. (2 cars).
Omaha to San Francisco—12 Sections, D. R.
Salt Lake City to San Francisco—10 Sections, D. R., Compts. (No. 47 to Ogden).
Dining Car... Meal service.

Footnotes for Page 8

- ★ Regularly assigned through cars air-conditioned. (f) Stops only on signal. (E.T.) Eastern time. (C.T.) Central time. (M.T.) Mountain time. (P.T.) Pacific time.
- Departs from Chicago every Tuesday, Thursday and Saturday. Time from 12.01 midnight to 12.00 noon shown in light face type.
- Runs via Borie cut-off; not via Cheyenne. ■ Conditional stop; consult agent. Time from 12.01 noon to 12.00 midnight shown in heavy face type.



SAN FRANCISCO to CHICAGO via Omaha

Table B Condensed Schedules	Streamliner City of San Francisco 102 Example		San Francisco Overland 28 Daily Example		San Francisco Challenger 24 Daily Example		Pacific 22 Daily Example	
Southern Pacific								
Lv San Francisco (P.T.)	5.00	TUE	11.00	SUN	7.30	SUN	7.00	SUN
" Oakland Pier	5.30	"	11.30	"	8.05	"	7.35	"
" Oakland (16th St.)	5.37	"	11.38	"	8.14	"	7.44	"
" Berkeley	5.46	"	11.47	"	8.24	"	7.54	"
Ar Sacramento	7.10	"	1.35	"	10.50	"	10.20	"
Lv Sacramento	7.15	"	1.40	"	11.15	SUN	10.40	SUN
" Truckee		"	5.49	"	4.14	MON	3.23	MON
" Reno	11.45	TUE	6.50	SUN	5.33	"	4.45	"
Ar Ogden (P.T.)	8.40	WED	5.50	MON	5.45	MON	5.15	MON
Union Pacific								
Ar Salt Lake City (M.T.)			8.00	MON	8.00	MON	8.00	MON
Lv Ogden (M.T.)	9.50	WED	7.20	MON	7.30	MON	7.15	MON
" Evanston	11.22	"	9.23	"	9.33	"	9.18	"
Ar Green River	1.00	"	11.30	"	11.40	MON	11.30	"
Lv Green River	1.05	"	11.40	"	12.05	TUE	12.25	TUE
" Rock Springs		"		"	12.25	"	12.45	"
" Rawlins	3.21	"	2.25	"	3.15	"	3.30	"
" Laramie	5.18	"	4.55	"	5.55	"	6.10	"
Ar Cheyenne	6.38	WED	6.25	MON	7.35	TUE	7.40	TUE
Ar Denver			9.10	MON	7.45	TUE	7.45	TUE
Ar Kansas City (C.T.)			9.00	TUE	11.50	TUE	11.50	TUE
Ar St. Louis (Wab.)			2.05	TUE	7.45	WED	7.45	WED
Lv Cheyenne	6.48	WED	6.50	MON	7.55	TUE	8.05	TUE
" Sidney	8.15	"	8.39	"	10.00	"	10.12	"
Ar North Platte (M.T.)	9.58	"	10.40	"	12.20	"	12.32	"
Lv North Platte (C.T.)	10.59	WED	11.50	MON	1.30	"	1.42	"
" Kearney		"		"	1.35	"	3.27	"
" Grand Island	12.45	THU	2.14	"	4.20	"	4.32	"
" Columbus		"		"	5.35	"	5.48	"
" Fremont		"		"	6.27	"	6.44	"
Ar Omaha	2.50	THU	4.50	TUE	7.25	TUE	7.45	TUE
C. & N. W.								
Lv Omaha	3.00	THU	5.10	TUE	7.50	TUE	8.45	TUE
Lv Council Bluffs			5.20	"	8.05	"	9.00	"
Ar Cedar Rapids	7.05	"	9.55	"	1.40	WED	2.40	WED
Ar Clinton	8.25	"	11.35	"	3.35	"	4.35	"
Ar Chicago (C.T.)	10.45	THU	2.50	TUE	7.30	WED	8.15	WED
Lv Omaha (Wab.)					8.20	TUE	8.20	TUE
Ar St. Louis					7.55	WED	7.55	WED
C. & N. W.								
Lv Omaha			(204-9-204)		(202-1-202)		(202-1-202)	
Ar Sioux City			8.15	TUE	9.45	TUE	9.45	TUE
Ar St. Paul			11.25	"	12.45	WED	12.45	WED
Ar Minneapolis (C.T.)			6.55	"	7.45	"	7.45	"
			7.25	TUE	8.20	WED	8.20	WED

Equipment for Page 9

★ **NO. 102—Streamliner CITY OF SAN FRANCISCO—Extra Fare**
Leaves San Francisco via S. P. Tuesday, Thursday and Saturday of each week.
Arrive Chicago via C. & N. W. Ry.

Observation Lounge Car... San Francisco to Chicago—{ Barber, valet, }
Club Car... San Francisco to Chicago—{ bath, radio. }
Standard Sleeping Cars... San Francisco to Chicago—Drawing rooms, Compta.,
Bedrooms, Roomettes, Sections (10 cars).
Reclining Seat Coaches... San Francisco to Chicago—(all seats reserved).
Coffee Shop Dining Car... Low cost meals and lounge for coach passengers.
Main Dining Car... Regular meal service.

★ NO. 28—SAN FRANCISCO OVERLAND—DAILY

Pullman and reserved seat coaches, no extra fare, San Francisco to Chicago.
Runs via S. P. to Ogden, and via C. & N. W. east of Omaha.

Club Lounge Car... San Francisco to Chicago (barber, valet, radio).
Standard Sleeping Cars... San Francisco to New York—10 Sections, Drawing-
room, Compartments (P.R.R. No. 78 east of Chicago).
San Francisco to New York—8 Sections, D. R., Com-
partments (N.Y.C. No. 22 east of Chicago).
San Francisco to Chicago—2 Drawing-rooms, 4 Com-
partments, 4 Double Bedrooms.
San Francisco to Chicago—6 Sections, 6 Roomettes,
4 Double Bedrooms (2 Cars).
San Francisco to St. Louis—6 Sections, 6 Roomettes, 4
Double Bedrooms (U.P.-Wab. 10 east of Cheyenne).
Reclining Seat Coaches... San Francisco to Chicago (3 cars—48 seats each—all
reserved).
Main Dining Car... Regular meal service.
Coffee Shop Dining Car... Low cost meals for coach passengers.

★ NO. 24—Challenger—DAILY

All Coach and Challenger (tourist) Sleeping Car Train. Free Porter Service
Runs via S. P. to Ogden, and via C. & N. W. east of Omaha.

Lounge Car... San Francisco to Chicago (for sleeping car passengers).
Challenger Sleeping Cars... San Francisco to Chicago—16 Sections.
(Pullman Tourist) San Francisco to St. Louis via Omaha—16 Sections
(Wab. 14 to St. Louis).
Reclining Seat Coaches... San Francisco to Chicago.
San Francisco to Ogden (No. 38 to Kansas City).
Women-Childrens Coach... San Francisco to Chicago (reclining seats).
Dining Car... Serving moderately priced meals.

★ NO. 22—PACIFIC—DAILY

Runs via S. P. to Ogden, U. P. to Omaha and via C. & N. W. east of Omaha.

Club Lounge Car... San Francisco to Chicago.
Observation Sleeping Car... San Francisco to Ogden—10 Sections (No. 48 to Salt
Lake City).
Standard Sleeping Cars... San Francisco to Washington, D. C.—12 Sections,
D. R. (P.R.R. No. 22-50 east of Chicago).
San Francisco to Washington, D. C.—12 Sections, D.R.
(B. & O. No. 10-18 east of Chicago).
San Francisco to Chicago—12 Sections, D. R. (2 cars).
San Francisco to Omaha—12 Sections, D. R.
San Francisco to Ogden—10 Sections, D. R., Compta.
(No. 48 to Salt Lake City).
Dining Car... Meal service.

Footnotes for Page 9

★ Regularly assigned through cars air-conditioned.

(f) Stops only on signal.

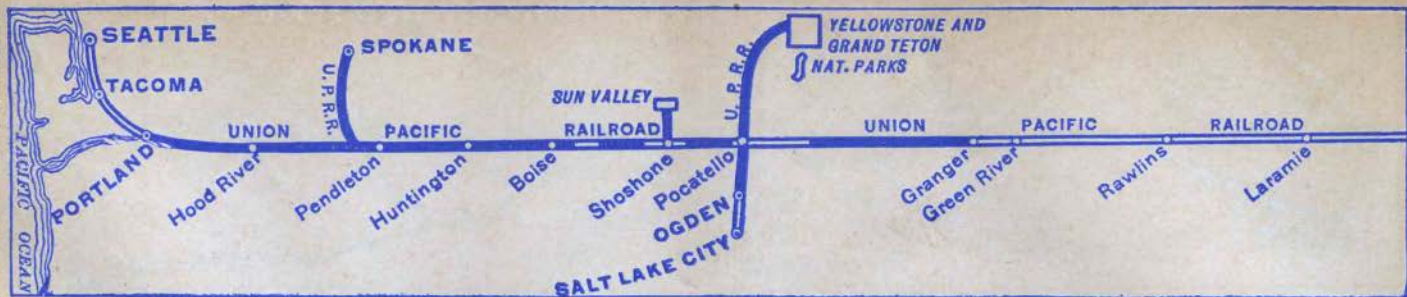
(E.T.) Eastern Time (C.T.) Central time. (M.T.) Mountain time. (P.T.) Pacific time.

⊙ Departs from San Francisco every Tuesday, Thursday and Saturday.

Time from 12.01 midnight to 12.00 noon shown in light face type.

□ Runs via Borie cut-off; not via Cheyenne. ⊠ Conditional stop; consult agent or conductor.

Time from 12.01 noon to 12.00 midnight shown in heavy face type.



CHICAGO to PORTLAND and SEATTLE via Omaha

Table C Condensed Schedules.	Streamliner City of Portland 105 Example	Portland Rose 1-11 Daily Example	Pacific- (Challenger Service) 21-15 Daily Example	Idahoan 17 Example
C. & N. W.				
Lv Chicago	7.40	2.00	8.15	
Ar Omaha (C.T.)	3.25	12.10	8.15	
Union Pacific				
Lv Omaha (C.T.)	3.35	12.40	8.45	
Ar Fremont		10.27	11.55	
Ar Columbus		11.55	12.47	
Ar Grand Island	5.34	3.28	2.40	
Ar Kearney		5.48	4.56	
Ar North Platte (C.T.)	7.23	4.56	7.20	
Lv North Platte (M.T.)	6.24	4.56	4.45	
Ar Sidney	8.08	9.30	7.10	
Ar Cheyenne	9.50	3.30	11.30	
Lv St. Louis (Wab. (C.T.))		8.45	5.05	
Lv Kansas City (Un. Pac.)		7.25		
Lv Denver (M.T.)				
Lv Cheyenne	10.00	10.20	7.30	
Ar Laramie	11.25	9.20	9.20	
Ar Rawlins	1.12	2.28	12.01	
Ar Rock Springs		2.35	3.30	
Ar Green River	3.25	5.20	5.00	
Ar Kammerer		6.55	6.40	
Ar Montpelier		8.35	8.55	
Ar Pocatello	7.40	10.40	8.55	
Ar West Yellowstone		7.00	Summer Season Only	
Lv West Yellowstone	Summer	Season Only	7.15	
Lv Pocatello	Train 55	11.05	9.25	9.30
Ar Minidoka	12.45	12.18	10.38	10.50
Ar Shoshone	3.15	1.17	11.39	11.51
Lv Shoshone	3.40	3.40	11.59	11.59
Ar Sun Valley	6.30	6.30	2.00	2.00
Lv Sun Valley		10.00	9.30	9.30
Ar Shoshone		12.15	11.30	11.30
Lv Shoshone		1.17	11.39	11.51
Ar Glenns Ferry		2.35	1.00	1.20
Ar Boise		4.20	3.15	3.35
Ar Nampa	11.55	5.10	4.00	4.20
Ar Huntington (M.T.)		7.15	6.30	6.45
Lv Huntington (P.T.)	12.50	6.30	5.45	6.00
Ar Baker		7.55	7.14	7.38
Ar La Grande		9.25	8.55	9.45
Ar Pendleton	5.13	12.05	11.55	12.45
Ar Arlington		1.58	1.53	2.52
Ar The Dalles		3.18	3.35	4.20
Ar Hood River		3.52	4.17	5.02
Ar Portland (P. T.)	9.10	5.30	6.30	7.15
Lv Portland	12.01	11.30	8.30	8.30
Ar Tacoma	3.25	5.00	12.40	12.40
Ar Seattle (P.T.)	4.35	6.45	2.15	2.15

Equipment for Page 10

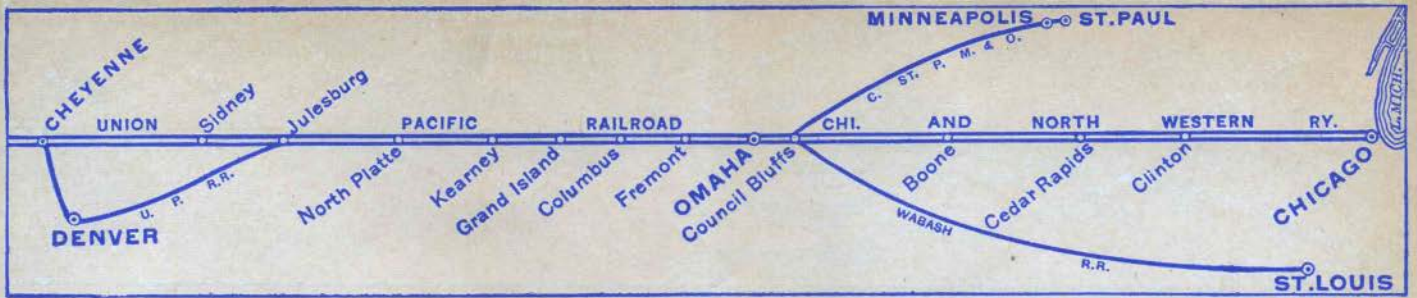
★ NO. 105—Streamliner CITY OF PORTLAND
 Leave Chicago via C. & N. W. Ry. 3rd, 8th, 13th, 18th, 23rd and 28th of each month.
Club Lounge (Copper King) Chicago to Portland (radio).
Standard Sleeping Cars... Chicago to Portland—1 Compartment, 8 Double Bedrooms (2 cars).
 Chicago to Portland—11 Enclosed Sections (2 cars).
 Chicago to Portland—11 Open Sections (4 cars).
Coaches... Chicago to Portland (3 cars—one with 38 and two with 48 reclining seats—all reserved).
Main Dining Car... Chicago to Portland. Regular meal service.
Coffee Shop Dining Car... Chicago to Portland. Low cost meals for coach passengers.

★ NO. 1-11—PORTLAND ROSE—DAILY
 No. 1 to Cheyenne; No. 11 to Portland.
 Cars from Chicago run via C. & N. W. to Omaha; thence U. P.
Club Lounge Car Service... Chicago to Portland.
Standard Sleeping Cars... Chicago to Portland—2 Drawing-rooms, 4 Compartments, 4 Double Bedrooms.
 Chicago to Portland—6 Sections, 6 Roomettes, 4 Double Bedrooms.
 Chicago to Sun Valley—10 Sections, D. R. Compt. (No. 55 west of Pocatello).
 Chicago to West Yellowstone—10 Sections, D. R., Compts. (No. 35 beyond Pocatello—summer season only, about June 20 to September 10).
 Cheyenne to Portland—6 Sections, 6 Roomettes, 4 Double Bedrooms (No. 9 from St. Louis).
 Pocatello to Portland—6 Sections, 6 Roomettes, 4 Double Bedrooms (No. 31 from Salt Lake City).
 Pocatello to Boise—10 Sections, D. R., Compt. (No. 31 from Salt Lake City).
Reclining Seat Coaches... Chicago to Portland (48 seats—all reserved).
 Cheyenne to Portland (No. 9 from St. Louis—2 cars—96 seats—all reserved).
Dining Car... Meal service.

★ NO. 21-15—PACIFIC—CHALLENGER SERVICE—DAILY
 No. 21 to Green River; No. 15 to Portland
 Cars from Chicago run via C. & N. W. to Omaha; thence U. P.
Club Lounge Car Service... Chicago to Portland.
Observation Sleeping Car... Pocatello to Portland—10 Sections (No. 17 from Denver).
Standard Sleeping Cars... Chicago to Portland—10 Sections, D. R., Compt. Pocatello to Spokane—12 Sections, D. R. (No. 33 from Salt Lake City; No. 66 north of Pendleton).
 Pocatello to Portland—10 Sections, 3 Double Bedrooms (No. 17 from Denver).
Tourist Sleeping Cars... Chicago to Portland—16 Sections. Pocatello to Portland—16 Sections (No. 17 from Denver).
 Pocatello to Spokane—14 Sections (No. 33 from Salt Lake City. No. 66 north of Pendleton).
Reclining Seat Coaches... Chicago and Omaha to Portland—(No. 17 west of Pocatello).
Dining Car... Meal service.

Footnotes for Page 10

- ◆ Motor bus. This service is provided passengers arriving or departing Shoshone and holding through rail tickets to and from Ketchum and room reservations at Sun Valley.
- ☐ Conditional stop; consult agent or conductor.
- ☐ Regular Daily train No. 407.
- West Yellowstone, Montana, is gateway to Yellowstone National Park. Summer Season is about June 20 to September 10.
- Runs via Borie cut-off; not via Cheyenne.
- Makes 6 round trips each month. See page 2 for sailing dates and schedule.
- ★ Regularly assigned through cars air-conditioned. (f) Stops only on signal. (C.T.) Central time. (M.T.) Mountain time. (P.T.) Pacific time. Time from 12.01 midnight to 12.00 noon shown in light face type. Time from 12.01 noon to 12.00 midnight shown in heavy face type.



SEATTLE and PORTLAND to CHICAGO via Omaha

Table C
Condensed Schedules.

	Streamliner City of Portland 106 Example	Portland Rose 12-22 Daily Example	Pacific (Challenger Service) 16-22 Daily Example		
Union Pacific					
Lv Seattle (P.T.)	12.01 SUN	11.30 SAT	3.50 SUN		
" Tacoma	12.57 "	1.00 SUN	5.05 "		
Ar Portland	4.35 SUN	6.45 SUN	8.50 SUN		
Lv Portland	4.50 SUN	9.00 SUN	9.15 SUN		
" Hood River		10.40 "	10.43 "		
" The Dalles		11.20 "	11.20 SUN		
" Arlington		12.28 "	12.21 MON		
" Pendleton	8.45 SUN	2.30 "	2.25 "		
" La Grande		5.10 "	5.10 "		
" Baker		6.28 "	6.32 "		
Ar Huntington (P.T.)	1.25 MON	8.00 "	8.05 "		
Lv Huntington (M.T.)	2.30 "	9.10 "	9.20 "		
" Nampa		11.20 "	11.20 "		
" Boise	4.15 MON	11.55 SUN	11.55 "		
" Glenns Ferry		1.50 MON	1.45 "		
Ar Shoshone		3.00 MON	2.55 MON		
Lv Shoshone		3.40 MON	3.00 MON		
Ar Sun Valley		6.30 MON	5.00 MON		
Lv Sun Valley	10.00 SUN	10.00 SUN	12.15 MON		
Ar Shoshone	12.15 MON	12.15 MON	2.15 MON		
Lv Shoshone	12.30 MON	3.00 MON	2.55 MON		
" Minidoka	1.30 "	4.00 "	3.55 "		
Ar Pocatello	2.45 MON	5.10 MON	5.05 MON		
Ar West Yellowstone		Summer Season only	7.00 TUE		
Lv West Yellowstone		7.15 SUN	Summer Season Only		
Lv Pocatello	8.20 MON	5.35 MON	5.35 MON		
" Montpelier		7.50 "	8.15 "		
" Kemmerer		9.27 "	10.13 "		
" Green River	12.55 "	11.05 "	12.25 TUE		
" Rock Springs		1.00 "	12.45 "		
" Rawlins	3.11 "	1.43 "	3.30 "		
" Laramie	5.08 "	4.04 "	6.10 "		
Ar Cheyenne	6.28 MON	5.25 MON	7.40 TUE		
Ar Denver		9.10 MON	10.45 TUE		
Ar Kansas City (C.T.)		9.00 TUE			
Ar St. Louis (Wab.) (C.T.)		2.05 TUE			
Lv Cheyenne	6.38 MON	5.50 MON	8.05 TUE		
" Sidney	8.05 "	7.45 "	10.12 "		
Ar North Platte (M.T.)	9.48 "	9.43 "	12.32 "		
Lv North Platte (C.T.)	10.49 MON	11.05 MON	1.42 "		
" Kearney		1.35 TUE	3.27 "		
" Grand Island	12.35 TUE	1.35 "	4.32 "		
" Columbus		1.35 "	5.48 "		
" Fremont		1.35 "	6.44 "		
Ar Omaha	2.40 TUE	4.10 TUE	7.45 TUE		
C. & N. W.					
Lv Omaha	2.50 TUE	4.40 TUE	8.45 TUE		
Ar Chicago (C.T.)	10.35 TUE	2.40 TUE	8.15 WED		
Lv Omaha (Wab.)			8.20 TUE		
Ar St. Louis			7.55 WED		

Leaves Seattle and Portland on 1, 6, 11, 16, 21, and 26 of each month.

Equipment for Page 11

★ **NO. 106—Streamliner CITY OF PORTLAND**

Leave Seattle and Portland 1st, 6th, 11th, 16th, 21st and 26th of each month.

Arrive Chicago via C. & N. W. Ry.

- Club Lounge (Copper King) Portland to Chicago (radio).
- Standard Sleeping Cars... Portland to Chicago—1 Compartment, 8 Double Bedrooms (2 cars).
- Portland to Chicago—11 Enclosed Sections (2 cars).
- Portland to Chicago—11 Open Sections (4 cars).
- Coaches... Portland to Chicago (3 cars—one with 38 and two with 45 reclining seats—all reserved).
- Coffee Shop Dining Car... Portland to Chicago. Low cost meals for coach passengers.
- Main Dining Car... Portland to Chicago. Regular meal service.

★ **NO. 12-2—PORTLAND ROSE—DAILY**

No. 12 to Cheyenne; No. 2 to Chicago

Cars to Chicago run via C. & N. W. east of Omaha

- Club Lounge Car Service... Portland to Chicago.
- Standard Sleeping Cars... Portland to Chicago—2 Drawing-rooms, 4 Compartments, 4 Double Bedrooms.
- Portland to Chicago—6 Sections, 6 Roomettes, 4 Double Bedrooms.
- Portland to Cheyenne—6 Sections, 6 Roomettes, 4 Double Bedrooms (U.P.-Wab. 10 to St. Louis.)
- Portland to Salt Lake City—6 Sections, 6 Roomettes, 4 Double Bedrooms (No. 32 south of Pocatello).
- Sun Valley to Chicago—10 Sections, D. R., Compt. (No. 56 to Pocatello).
- West Yellowstone to Chicago—10 Sections, D. R., Compt. (No. 38 to Pocatello—summer season only, about June 20 to September 10).
- Boise to Salt Lake City—10 Sections, D. R., Compt. (No. 32 south of Pocatello).
- Reclining Seat Coaches... Portland to Chicago (48 seats—all reserved).
- Portland to Cheyenne (U.P.-Wab. 10 to St. Louis—2 cars—96 seats—all reserved).
- Dining Car... Meal service.

★ **NO. 16-22—PACIFIC—CHALLENGER SERVICE—DAILY**

No. 16 to Green River; No. 22 to Chicago

Cars to Chicago run via C. & N. W. east of Omaha

- Club Lounge Car Service... Portland to Chicago.
- Standard Sleeping Cars... Portland to Chicago—10 Sections, D. R., Compt.
- Portland to Pocatello—8 Sections, 1 DR, 2 Compts.
- Pendleton to Salt Lake City—12 Sections, D. R. (No. 65 from Spokane; No. 34 south of Pocatello).
- Tourist Sleeping Cars... Portland to Chicago—16 Sections.
- Pendleton to Salt Lake City—14 Sections (No. 65 from Spokane; No. 34 south of Pocatello).
- Reclining Seat Coaches... Portland to Omaha and Chicago.
- Pendleton to Salt Lake (No. 65 from Spokane; No. 34 south of Pocatello).
- Dining Car... Meal service.

Footnotes for Page 11

- ♦ Motor bus. This service is provided passengers arriving or departing Shoshone and holding through rail tickets to and from Ketchum and room reservations at Sun Valley.
- * Regular daily train No. 408.
- West Yellowstone, Montana, is gateway to Yellowstone National Park. Summer Season is about June 20 to September 10. □ Conditional stop; consult agent or conductor.

- Makes 6 round trips each month. See page 3 for sailing dates and schedule.
- ★ Regularly assigned through cars air-conditioned. (F) Stops only on signal. (C.T.) Central time. (M.T.) Mountain time. (P.T.) Pacific time.
- Time from 12.01 midnight to 12.00 noon shown in light face type.
- Time from 12.01 noon to 12.00 midnight shown in heavy face type.**



ST. LOUIS and KANSAS CITY to LOS ANGELES via Denver

Table D Condensed Schedules All Trains Daily		Streamliner City of St. L. -L.A. Ltd. 9-1 Example	Pony Express 37 Example		
Lv St. Louis (Wabash) (C. T.)	3.30	SUN	3.30	SUN	
Ar Kansas City	8.25	SUN	8.25	SUN	
Lv Kansas City (Union Pacific)	8.45	SUN	11.30	SUN	
Ar Lawrence			12.25	MON	
Ar Topeka	9.53	"	1.05	"	
Ar Manhattan	10.42	"	2.10	"	
Ar Junction City	11.10	SUN	3.05	"	
Ar Salina	12.01	MON	4.35	"	
Ar Ellis (C.T.)	2.05	"	8.05	"	
Ar Ellis (M.T.)	1.10	"	7.20	"	
Ar Oakley	2.22	"	9.10	"	
Ar Denver	7.05	"	3.30	"	
Lv Denver	7.25	"	5.20	"	
Ar La Salle			6.09	MON	
Ar Cheyenne	9.45	"	Via Borie		
Ar Cheyenne	10.05	"	Cut-off		
Ar Laramie	11.45	"	9.05	MON	
Ar Rawlins	2.07	"	11.45	MON	
Ar Green River	5.00	"	2.45	TUE	
Ar Evanston	7.10	"	5.00	"	
Ar Ogden	9.00	"	6.45	"	
Lv Ogden	9.30	"	7.15	"	
Ar Salt Lake City	10.25	"	8.10	"	
Lv Salt Lake City	10.45	MON	9.45	"	
Ar Milford	2.40	TUE	2.55	"	
Ar Lund	3.14	TUE	3.57	TUE	
Ar Cedar City	▲ 4.30	TUE	▲ 5.20	TUE	
Lv Cedar City	▲ 10.30	MON	▲ 2.45	TUE	
Lv Lund	3.14	TUE	3.57	TUE	
Ar Caliente (M.T.)	5.10	"	6.10	"	
Lv Caliente (P.T.)	4.20	"	5.25	"	
Ar Las Vegas	7.25	"	9.05	TUE	
Ar Barstow	11.15	"	2.05	WED	
Ar San Bernardino	1.20	"	4.30	"	
Ar Riverside	1.47	"	5.05	"	
Ar East Los Angeles	2.50	"	6.40	"	
Ar Los Angeles (P.T.)	3.15	TUE	7.15	WED	
Ar Pasadena	◆ 3.30	TUE	◆ 7.35	WED	
Ar Glendale	◆ 4.00	"	◆ 8.05	"	
Ar Anaheim	◆ 4.00	"	◆ 8.05	"	
Ar Long Beach	◆ 3.45	"	◆ 7.50	"	
Ar San Pedro (P.T.)	◆ 4.15	TUE	◆ 8.25	WED	

Equipment for Page 12

★ NO. 9-1—Streamliner CITY OF ST. LOUIS—LOS ANGELES LIMITED—DAILY

Wabash 9 to Kansas City; U. P. 9 to Cheyenne; No. 1 to Los Angeles
 Club Lounge Car Service... St. Louis to Los Angeles.
 Standard Sleeping Cars... St. Louis to Los Angeles—6 Sections, 6 Roomettes, 4 Double Bedrooms.
 St. Louis to Cheyenne—6 Sections, 6 Roomettes, 4 Double Bedrooms (No. 27 to San Francisco).
 St. Louis to Cheyenne—6 Sections, 6 Roomettes, 4 Double Bedrooms (No. 11 to Portland).
 Kansas City to Denver—6 Sections, 6 Roomettes, 4 Double Bedrooms.
 Reclining Seat Coaches... St. Louis to Los Angeles (48 seats—all reserved).
 St. Louis to Cheyenne—(2 cars—96 seats each—all reserved—No. 11 to Portland).
 St. Louis to Cheyenne (48 seats—all reserved).
 Dining Car... Meal service.

★ NO. 37—PONY EXPRESS—DAILY

Club Lounge Car... Denver to Los Angeles.
 Standard Sleeping Cars... Kansas City to Los Angeles—12 Sections, D. R.
 Denver to Salt Lake City—6 Sections, 6 Roomettes, 4 Double Bedrooms.
 Denver to Ogden—12 Sections, D. R. (No. 21 to San Francisco).
 Ogden to Los Angeles—12 Sections, 1 Drawing-room (No. 21 from Omaha).
 Salt Lake City to Los Angeles—10 Sec., 3 Double Bedrooms. No. 30 from Butte).
 Ogden to Los Angeles—12 Sections, D. R. (No. 21 from Chicago).
 Las Vegas to Los Angeles—10 Sections, D. R., Compts.
 Tourist Sleeping Cars... Kansas City to Ogden—16 Sections (S.P. 21 to San Francisco).
 Kansas City to Los Angeles—14 Sections.
 Reclining Seat Coaches... Kansas City to Los Angeles.
 Kansas City to Ogden (S.P. No. to 21 San Francisco).
 Dining Car... Meal service.


Footnotes for Page 12

- ★ Regularly assigned through cars air-conditioned. (f) Stops only on signal.
 - ▲ Motor bus between Lund and Cedar City. □ Conditional stop; consult agent.
 - ◆ Motor Bus connections with main line trains at East Los Angeles.
- (C.T.) Central time. (M.T.) Mountain time. (P.T.) Pacific time.
 Time from 12.01 midnight to 12.00 noon shown in light face type.
 Time from 12.01 noon to 12.00 midnight shown in heavy face type.



Union Pacific Motor Coach Service TO AND FROM EAST LOS ANGELES, CALIF.

- The Union Pacific maintains a passenger station at East Los Angeles, from which it operates motor coaches direct to Glendale, Pasadena, Alhambra, San Pedro, Long Beach, Anaheim, Fullerton, La Habra, Whittier and intermediate points. See Tables on next page for local schedules of all motor coaches.
- Passengers ticketed for those places may leave train at East Los Angeles where waiting motor coaches will take them direct to destination without extra charge. Baggage too, can be checked through to any of those places. These motor coaches also deliver eastbound passengers to the East Los Angeles station.



LOS ANGELES to KANSAS CITY and ST. LOUIS via Denver

Table No. D Condensed Schedules All Trains Daily		L.A. Ltd.- Streamliner City of St. Louis 2-10 Example	Pony Express 38 Example		
Lv San Pedro (P.T.)	8:30	SUN	5:45	SUN	
Lv Long Beach	9:00	"	6:15	"	
Lv Anaheim	8:50	"	6:05	"	
Lv Glendale	8:45	"	5:55	"	
Lv Pasadena	9:20	SUN	6:35	SUN	
Lv Los Angeles	10:00	SUN	7:15	SUN	
" East Los Angeles	10:25	"	7:40	"	
" Riverside	11:30	"	9:00	"	
" San Bernardino	11:55	"	9:40	"	
" Barstow	1:55	"	11:50	SUN	
" Las Vegas	6:00	"	4:45	MON	
Ar Caliente (P.T.)	8:50	"	8:00	"	
Lv Caliente (M.T.)	10:00	"	9:15	"	
Ar Lund	11:49	SUN	11:20	MON	
Ar Cedar City	4:30	MON	12:25	MON	
Lv Cedar City	10:30	SUN	10:05	MON	
Lv Lund	11:49	SUN	11:20	MON	
" Milford	12:30	MON	12:20	"	
Ar Salt Lake City	4:25	"	4:45	"	
Lv Salt Lake City	4:45	"	5:20	"	
Ar Ogden	5:40	"	6:15	"	
Lv Ogden	6:10	"	6:40	"	
" Evanston	8:10	"	8:40	"	
" Green River	10:20	"	10:50	MON	
" Rawlins	1:05	"	1:33	TUE	
" Laramie	3:40	"	4:00	"	
Ar Cheyenne	5:15	"	Runs	Via	
Lv Cheyenne	6:50	"	Borle	Cut-off	
" La Salle		"	7:45	TUE	
Ar Denver	9:10	"	8:25	"	
Lv Denver	9:25	MON	1:42	"	
" Oakley	1:31	TUE	3:25	"	
Ar Ellis (M.T.)	2:40	"	4:35	"	
Lv Ellis (C.T.)	3:45	"	7:20	"	
" Salina	5:38	"	8:35	"	
" Junction City	6:35	"	9:10	"	
" Manhattan	7:00	"	10:20	"	
" Topeka	7:53	"	10:50	"	
" Lawrence		"	11:50	TUE	
Ar Kansas City	9:00	TUE			
Lv Kansas City (Wabash)	9:15	TUE	12:10	WED	
Ar St. Louis (C.T.)	2:05	TUE	7:45	WED	

Equipment for Page 13

★ NO. 2-10—LOS ANGELES LIMITED—

Streamliner CITY OF ST. LOUIS—DAILY

No. 2 to Cheyenne; No. 10 to Kansas City; Wabash 10 to St. Louis.

Club Lounge Car Service... Los Angeles to St. Louis.
 Standard Sleeping Cars... Los Angeles to St. Louis—6 Sections, 6 Roomettes, 4 Double Bedrooms.
 Denver to Kansas City—6 Sections, 6 Roomettes, 4 Double Bedrooms.
 Cheyenne to St. Louis—6 Sections, 6 Roomettes, 4 Double Bedrooms (No. 12 from Portland).
 Cheyenne to St. Louis—6 Sections, 6 Roomettes, 4 Double Bedrooms (No. 28 from San Francisco).
 Reclining Seat Coaches... Los Angeles to St. Louis (48 seats—all reserved).
 Cheyenne to St. Louis (2 cars—96 seats each—all reserved—No. 12 from Portland).
 Cheyenne to St. Louis 44 seats—all reserved.
 Dining Car... Meal service.

★ NO. 38—PONY EXPRESS—DAILY

Club Lounge Car... Los Angeles to Denver.
 Standard Sleeping Cars... Los Angeles to Kansas City—12 Sections, D. R. Los Angeles to Ogden—12 Sec., D. R. (22 to Chicago). Los Angeles to Butte—10 Sec., 3 Double Bedrooms. (No. 29 north of Salt Lake City).
 Los Angeles to Ogden—12 Sections, 1 Drawing-room (No. 22 to Omaha).
 Salt Lake City to Denver—6 Sections, 6 Roomettes, 4 Double Bedrooms.
 Ogden to Denver—12 Sections, D. R. (S. P. 22 from San Francisco).
 Tourist Sleeping Cars... Los Angeles to Kansas City—14 Sections.
 Ogden to Kansas City—16 Sections (S.P. 22 from San Francisco).
 Reclining Seat Coaches... Los Angeles to Kansas City.
 Ogden to Kansas City (S. P. 22 from San Francisco).
 Dining Car... Meal service.

Footnotes for Page 13

- ★ Regularly assigned through cars air-conditioned.
- ☐ Conditional stop; Consult Agent.
- ♦ Motor bus connections with main line trains at East Los Angeles.
- (f) Stops only on signal. * Motor bus between Lund and Cedar City.
- (C.T.) Central time. (M.T.) Mountain time. (P.T.) Pacific time.

East Los Angeles — Pasadena — Glendale

	Motor Bus C107	Motor Bus A1-103	Motor Bus C101	Table No. D-1 Pacific Time			
				Motor Bus C102	Motor Bus C138	Motor Bus D1-104	Motor Bus 108
Lv East Los Angeles	7:00	8:55	2:55	9:55	7:10	4:50	8:40
Lv Pasadena Depot	7:35	9:30	3:33	9:20	6:35	4:10	8:05
Lv Glendale City	8:00	9:55	3:55	8:55	6:05	3:40	7:35
Ar Glendale Depot	8:05	10:00	4:00	8:45	5:55	3:30	7:25

East Los Angeles — Whittier — Anaheim

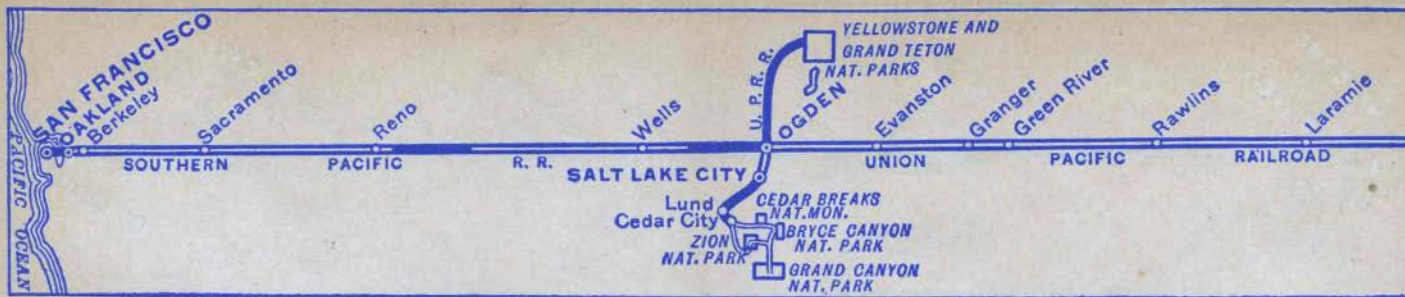
	Motor Bus C307	Motor Bus A3-103	Motor Bus C301	Table No. D-3 Pacific Time			
				Motor Bus C302	Motor Bus D3-104	Motor Bus 338	Motor Bus 308
Lv East Los Angeles	7:00	8:55	2:55	9:55	4:50	7:10	8:40
Lv Whittier	7:20	9:15	3:15	9:20	6:35	4:10	8:05
Lv La Habra	7:40	9:35	3:35	"	"	"	"
Lv Fullerton	7:55	9:50	3:50	"	"	"	"
Ar Anaheim	8:05	10:00	4:00	8:50	3:45	6:05	7:35

East Los Angeles — Long Beach — San Pedro

	Motor Bus 207	Motor Bus A2-103	Motor Bus C201	Table No. D-2 Pacific Time			
				Motor Bus C202	Motor Bus D2-104	Motor Bus C238	Motor Bus 208
Lv East Los Angeles	7:00	8:55	2:55	9:55	4:50	7:10	8:40
Lv Bell (Maywood)	"	"	"	"	"	"	"
Lv Pasadena	"	"	"	"	"	"	"
Lv Rancho Los Amigos	"	"	"	"	"	"	"
Lv Hynes	"	"	"	"	"	"	"
Lv Long Beach City	7:50	9:45	3:45	9:00	3:50	6:15	7:45
Ar San Pedro	8:25	10:15	4:15	8:30	3:20	5:45	7:10

Footnotes for Page 13

- ★ Regularly assigned through cars air-conditioned. ☐ Conditional stop; consult agent.
- ♦ Motor Bus connections with main line trains at East Los Angeles.
- (f) Stops only on signal. * Motor Bus between Lund and Cedar City.
- (C.T.) Central Time. (M.T.) Mountain Time. (P.T.) Pacific Time.
- (A) Operates on Wednesday, Friday and Sunday of each week.
- (B) Stops to take on or let off passengers.
- (C) Operates on call only.
- (D) Operates on call on Monday, Wednesday and Friday of each week.



ST. LOUIS and KANSAS CITY to SAN FRANCISCO via Denver

Table E Condensed Schedules All Trains Daily		Streamliner City of St. L.- San Francisco Overland 9-27 Example	Pony Express- Pacific 37-21 Example				
Wabash							
Lv	St. Louis (C.T.)	3 30	SUN	3 30	SUN		
Ar	Kansas City	8 25	SUN	8 25	SUN		
Union Pacific							
Lv	Kansas City	8 45	SUN	11 30	SUN		
"	Lawrence	9 00	"	12 25	MON		
"	Topeka	9 53	"	1 05	"		
"	Manhattan	10 42	"	2 10	"		
"	Junction City	11 10	SUN	3 05	"		
"	Salina	12 01	MON	4 35	"		
Ar	Ellis (C.T.)	2 05	"	8 05	"		
Lv	Ellis (M.T.)	1 10	"	7 20	"		
"	Oakley	2 22	"	9 10	"		
"	Denver	7 05	"	3 30	"		
Ar	Denver	7 25	"	5 20	"		
"	La Salle	8 00	"	6 09	"		
"	Greeley	8 34	"	6 20	MON		
Ar	Cheyenne	9 45	"	Via Borie			
"	Cheyenne	10 10	"	Cut-off			
"	Laramie	11 55	"	9 05	MON		
"	Rawlins	2 17	"	11 45	MON		
"	Rock Springs	2 30	"	2 12	TUE		
"	Green River	5 10	"	2 45	"		
"	Evanston	7 20	"	5 00	"		
Ar	Ogden (M.T.)	9 05	MON	6 45	TUE		
Lv	Salt Lake City (M.T.)	7 15	MON	7 20	TUE		
Southern Pacific							
Lv	Ogden (P.T.)	8 30	MON	7 40	TUE		
"	Reno	7 35	TUE	9 10	"		
"	Truckee	8 33	"	10 20	TUE		
"	Sacramento	12 40	"	4 10	WED		
Ar	Berkeley	2 30	"	6 45	"		
"	Oakland (16th St.)	2 42	"	7 05	"		
"	Oakland Pier	2 50	"	7 15	"		
Ar	San Francisco (P.T.)	3 20	TUE	7 50	WED		

Equipment for Page 14

★ NO. 9-27—Streamliner—CITY OF ST. LOUIS— SAN FRANCISCO OVERLAND—DAILY

Wabash 9 to Kansas City; 9 to Cheyenne; 27 to Ogden; S. P. 27 to San Francisco.
 Club Lounge Car Service... St. Louis to San Francisco.
 Standard Sleeping Cars... St. Louis to San Francisco—6 Sections, 6 Roomettes, 4 Double Bedrooms.
 St. Louis to Cheyenne—6 Sections, 6 Roomettes, 4 Double Bedrooms (No. 11 to Portland).
 St. Louis to Cheyenne—6 Sections, 6 Roomettes, 4 Double Bedrooms (No. 1 to Los Angeles).
 Kansas City to Denver—6 Sections, 6 Roomettes, 4 Double Bedrooms.
 Reclining Seat Coaches... St. Louis to Cheyenne (48 seats—all reserved—3 cars—1 to Los Angeles, 2 to Portland).
 St. Louis to Cheyenne (48 seats—all reserved).
 Cheyenne to San Francisco (No. 27 from Chicago—all seats reserved).
 Dining Car... Meal service.

★ NO. 37-21—PONY EXPRESS—PACIFIC—DAILY

No. 37 to Ogden; S. P. No. 21 to San Francisco
 Club Lounge Car Service... Denver to San Francisco.
 Observation Sleeping Car... Salt Lake City to San Francisco—10 Sections (No. 47 to Ogden).
 Standard Sleeping Cars... Kansas City to Ogden—12 Sections, D. R. (No. 37 to Los Angeles).
 Denver to San Francisco—12 Sections, D. R.
 Salt Lake City to San Francisco—10 Sections, D. R., Compts. (No. 47 to Ogden).
 Tourist Sleeping Cars... Kansas City to San Francisco—16 Sections.
 St. Louis via Omaha to San Francisco—16 Sections (Wab. 11 to Omaha—No. 23 to San Francisco).
 Reclining Seat Coaches... Kansas City to San Francisco.
 Dining Car... Meal service.

Footnotes for Page 14

★ Regularly assigned through cars air-conditioned. ☐ Conditional stop; consult agent.
 (C.T.) Central time. (M.T.) Mountain time. (P.T.) Pacific time.
 Time from 12.01 midnight to 12.00 noon shown in light face type.
 Time from 12.01 noon to 12.00 midnight shown in heavy face type.

FARMSEEKER'S



GUIDE



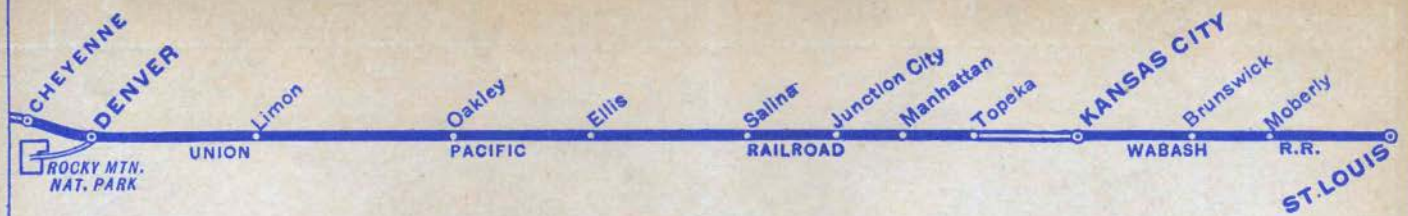
DOES THE LAND LURE YOU?

Then You'll Want To Make A Wise Investment.

Prospective land purchasers will profit by reading "FARMSEEKER'S GUIDE," the railroad's informative publication which points out all the important factors to be considered in farm land selection. Write today for a copy.

Detailed information about any western state served by the Union Pacific will be furnished promptly.

SUPERVISOR AGRICULTURAL DEVELOPMENT
 UNION PACIFIC RAILROAD
 Room 10, 1416 Dodge Street, Omaha 2, Nebraska



SAN FRANCISCO to KANSAS CITY and ST. LOUIS via Denver

Table E Condensed Schedules All Trains Daily		San Francisco Overland- Streamliner City of St. Louis 28-10 Example	Pacific- Pony Express 22-38 Example		
Southern Pacific					
Lv	San Francisco (P.T.)	11.00	SUN	7.00	SUN
"	Oakland Pier	11.30	"	7.35	"
"	Oakland (16th St.)	11.38	"	7.44	"
"	Berkeley	11.47	"	7.54	"
"	Sacramento	1.40	"	10.40	SUN
"	Truckee	5.49	"	3.28	MON
"	Reno	6.50	SUN	4.45	"
Ar	Ogden (P.T.)	5.50	MON	5.15	MON
Union Pacific					
Ar	Salt Lake City	8.00	MON	8.00	MON
Overland-Streamliner					
Lv	Ogden (M.T.)	7.20	MON	6.40	MON
"	Evanston	9.23	"	8.40	"
"	Green River	11.40	"	10.50	"
"	Rock Springs	2.25	"	11.08	MON
"	Rawlins	4.55	"	1.33	TUE
"	Laramie	6.25	"	4.00	TUE
Ar	Cheyenne	6.25	"	Via Berie	
Lv	Cheyenne	6.50	"	Cut-off	
Ar	Greeley	7.52	"	6.10	TUE
Ar	La Salle	9.10	"	7.45	"
Lv	Denver	9.25	MON	8.25	"
Lv	Oakley	1.31	TUE	1.42	"
Ar	Ellis (M.T.)	2.40	"	3.25	"
Lv	Ellis (C.T.)	3.45	"	4.35	"
"	Salina	5.36	"	7.20	"
"	Junction City	6.35	"	8.35	"
"	Manhattan	7.00	"	9.10	"
"	Topeka	7.53	"	10.20	"
"	Lawrence	9.10	"	10.50	"
Ar	Kansas City	9.00	TUE	11.50	TUE
Wabash					
Lv	Kansas City	9.15	TUE	12.10	WED
Ar	St. Louis (C.T.)	2.05	TUE	7.45	WED

Equipment for Page 15

★ NO. 23-10—SAN FRANCISCO OVERLAND— Streamliner CITY OF ST. LOUIS—DAILY

S. P. 28 to Ogden; 28 to Cheyenne; 10 to Kansas City; Wabash 10 to St. Louis
 Club Lounge Car Service... San Francisco to St. Louis.
 Standard Sleeping Cars... San Francisco to St. Louis—6 Sections, 6 Roomettes,
 4 Double Bedrooms.
 Cheyenne to St. Louis—6 Sections, 6 Roomettes, 4
 Double Bedrooms (No. 2 from Los Angeles).
 Cheyenne to St. Louis—6 Sections, 6 Roomettes, 4
 Double Bedrooms (No. 12 from Portland).
 Denver to Kansas City—6 Sections, 6 Roomettes, 4
 Double Bedrooms.
 Reclining Seat Coaches... San Francisco to Cheyenne (all seats reserved). (No.
 28 to Chicago).
 Cheyenne to St. Louis (48 seats—all reserved—4 cars—
 2 from Portland, 1 each from Los Angeles and Cheyenne).
 Dining Car... Meal service.

★ NO. 22-38—PACIFIC-PONY EXPRESS—DAILY

S. P. No. 22 to Ogden; No. 38 to Kansas City

Club Lounge Car Service... San Francisco to Denver.
 Observation Sleeping Car... San Francisco to Salt Lake City—10 Sections (No. 48
 south of Ogden).
 Standard Sleeping Cars... San Francisco to Denver—12 Sections, D. R.
 Ogden to Kansas City—12 Sections, D. R. (No. 38
 from Los Angeles).
 San Francisco to Salt Lake City—10 Sections, D. R.,
 Compts. (No. 48 south of Ogden).
 Tourist Sleeping Cars... San Francisco to Kansas City—16 Sections.
 San Francisco to St. Louis via Omaha—16 Sections
 (S.P. 24 to Omaha—Wab. 14 to St. Louis).
 Reclining Seat Coaches... San Francisco to Kansas City.
 Dining Car... Meal service.

Footnotes for Page 15


- ★ Regularly assigned through cars air-conditioned. (f) Stops only on signal.
 ☐ Conditional stop; consult agent or Conductor.
 (C.T.) Central time. (M.T.) Mountain time. (P.T.) Pacific time.
 Time from 12.01 midnight to 12.00 noon shown in light face type.
 Time from 12.01 noon to 12.00 midnight shown in heavy face type.

Giants of the Rails

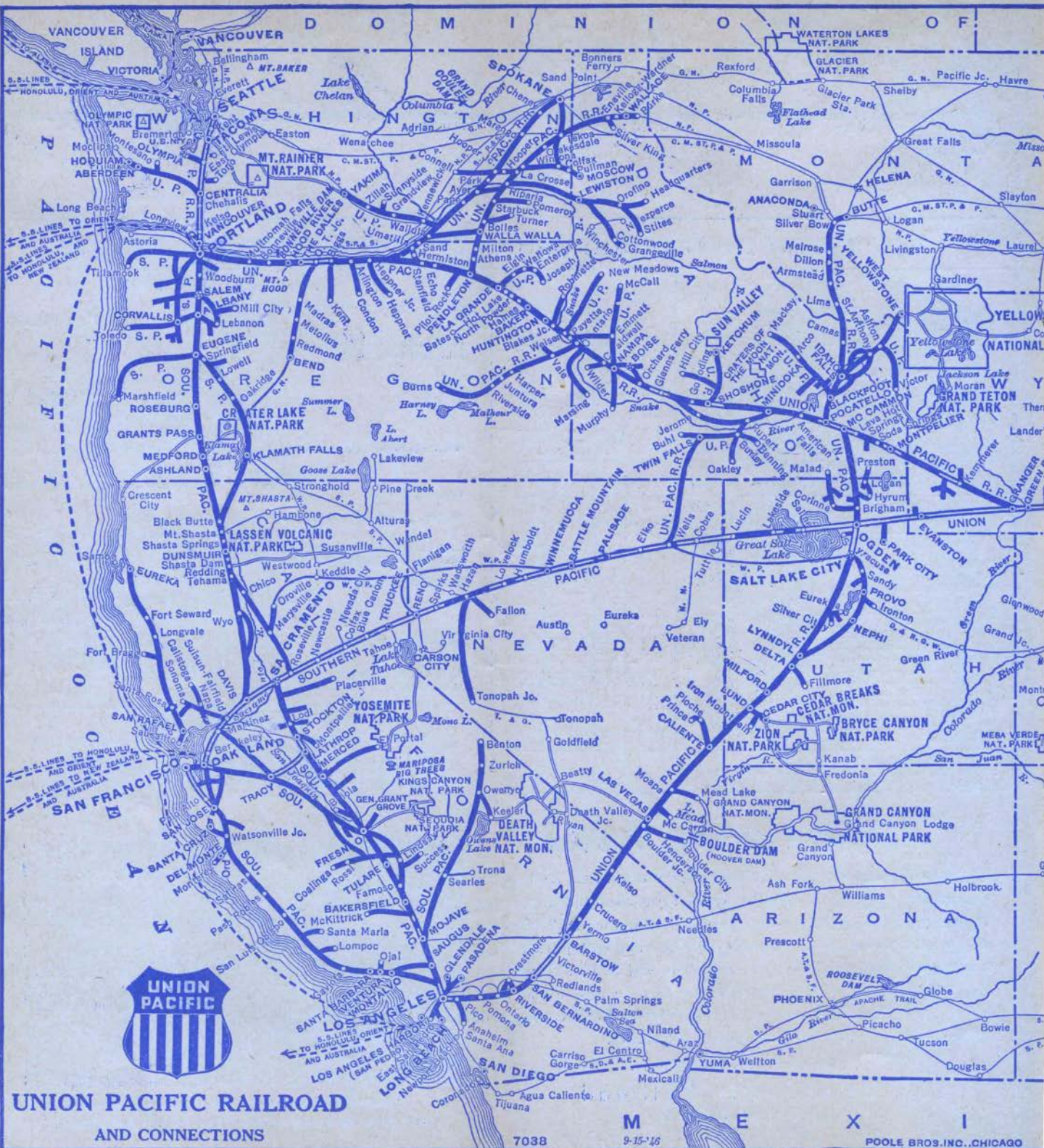
Big powerful fellows, these Union Pacific locomotives. And what a record they made during the war period! American industry, going at top speed still depends on rail transportation for the distribution of the many thousands of peacetime products that will quickly bring our country back to the normal American way of life. These "Big Boy" locomotives will continue on the job day and night. They stand as symbols of the effort with which Union Pacific continues to back up Uncle Sam by serving American Industry!

General Freight Traffic Manager

Union Pacific Railroad
 Omaha 2, Nebraska



"Big Boy", World's Largest, Most Powerful Locomotive.
 Union Pacific Has a Large Number of These Giants in Active Service.



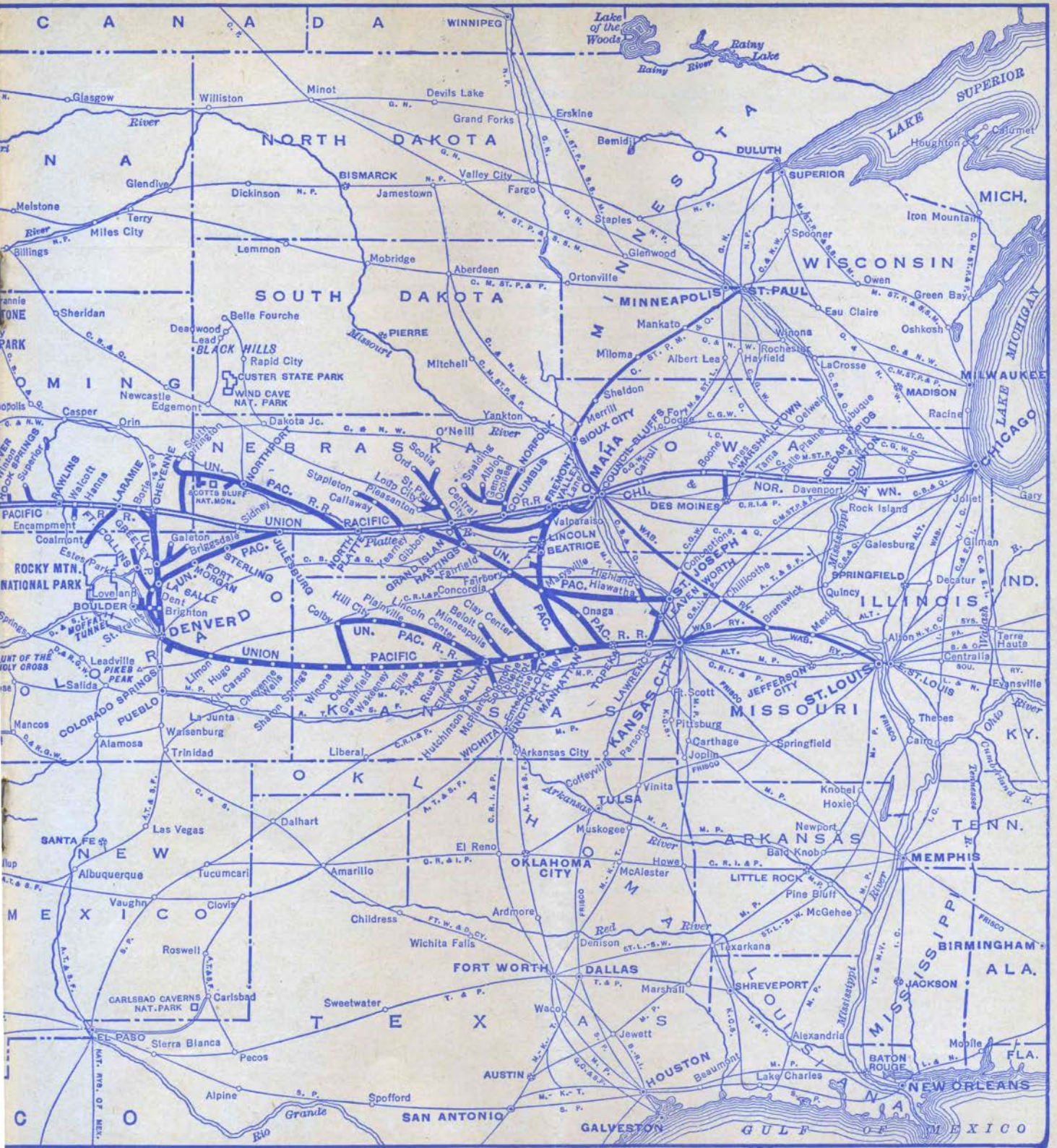
UNION PACIFIC RAILROAD

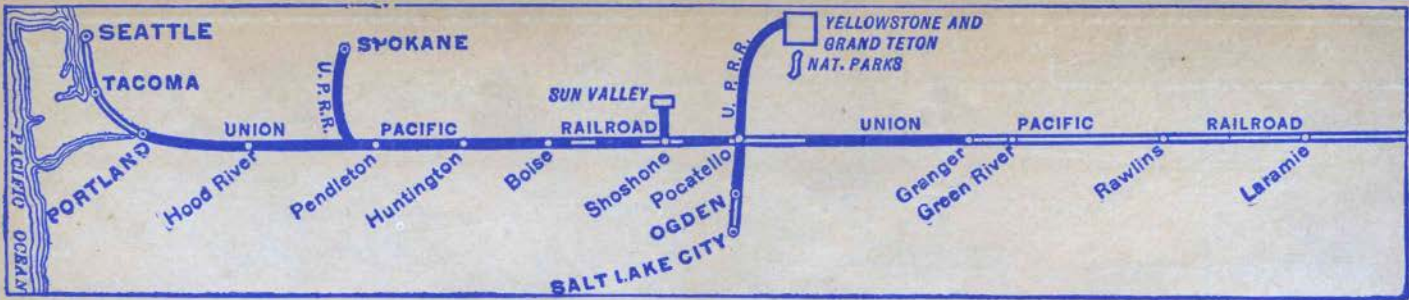
AND CONNECTIONS

7038

9-15-16

POOLE BROS. INC. CHICAGO





ST. LOUIS and KANSAS CITY to PORTLAND and SEATTLE via Denver

Table F Condensed Schedules All Trains Daily		Streamliner City of St. Louis Portland Rose 9-11 Example	Pony Express- Idahoan 37-17 Example	Pacific 15 Example
Lv	St. Louis (Wab.) (C.T.)	3.30 SUN	3.30 SUN	
Ar	Kansas City	8.25 SUN	8.25 SUN	
Lv	Kansas City (Un. Pacific)	8.45 SUN	11.30 SUN	
"	Lawrence	9.53 "	12.25 MON	
"	Topeka	10.42 "	1.05 "	
"	Manhattan	11.10 SUN	2.10 "	
"	Junction City	12.01 MON	3.05 "	
"	Salina	2.06 "	4.35 "	
Ar	Ellis (C.T.)	1.10 "	8.05 "	
Ar	Ellis (M.T.)	2.22 "	7.20 "	
Ar	Denver	7.05 "	9.10 "	
Lv	Denver	7.25 "	3.30 "	
"	La Salle	9.45 "	5.05 "	
Ar	Cheyenne	10.20 "	5.54 MON	
Ar	Cheyenne	12.05 "	Via Boirie	
"	Laramie	2.28 "	Cut-off	
"	Rawlins	5.20 "	8.50 MON	
"	Green River	6.55 "	11.30 MON	
"	Kemmerer		2.50 TUE	
Ar	Pocatello	10.40 MON	4.27 "	
Ar	West Yellowstone	7.00 Tue	8.45 TUE	
Lv	West Yellowstone		7.15 Mon	
Lv	Pocatello	12.45 TUE	9.30 TUE	9.25 TUE
Ar	Minidoka	2.15 "	10.50 "	10.38 "
Ar	Shoshone	3.15 TUE	11.51 TUE	11.39 TUE
Lv	Shoshone	3.40 TUE	11.59 TUE	11.59 TUE
Ar	Sun Valley	6.30 TUE	2.00 WED	2.00 WED
Lv	Sun Valley	10.00 MON	9.30 TUE	9.30 TUE
Ar	Shoshone	12.15 TUE	11.30 TUE	11.30 TUE
Lv	Shoshone	1.17 TUE	11.51 TUE	11.39 TUE
"	Boise	4.25 "	3.35 "	3.15 "
Ar	Huntington (M.T.)	7.15 "	6.45 "	6.30 "
Lv	Huntington (P.T.)	6.30 "	6.00 "	5.45 "
"	Baker	7.55 "	7.38 "	7.14 "
"	Pendleton	12.05 "	12.45 WED	11.55 "
"	The Dalles	3.18 "	4.20 "	3.35 WED
"	Hood River	3.52 "	5.02 "	4.17 "
Ar	Portland (P.T.)	5.30 TUE	7.15 WED	6.30 WED
Lv	Portland	11.30 TUE	8.30 WED	8.30 WED
Ar	Tacoma	5.00 WED	12.40 "	12.40 "
Ar	Seattle (P.T.)	6.45 WED	2.15 WED	2.15 WED

Equipment for Page 18

★ NO. 9-11—Streamliner CITY OF ST. LOUIS—PORTLAND ROSE—DAILY

Wabash 9 to Kansas City; 9 to Cheyenne; 11 to Portland.
 Club Lounge Car Service... St. Louis to Portland.
 Standard Sleeping Cars... St. Louis to Portland—6 Sec., 6 Rmte, 4 Dbl. Bdrms. Double Bedrooms (No. 1 to Los Angeles).
 St. Louis to Cheyenne—6 Sections, 6 Roomettes, 4 Double Bedrooms (No. 27 to San Francisco).
 Kansas City to Denver—4 Sec., 6 Rmte, 4 Dbl. Bdrms. Cheyenne to West Yellowstone—10 Sections, D.R., Compts. (No. 1-11 from Chicago; 35 beyond Pocatello).
 (Summer season about June 20 to September 10).
 Cheyenne to Sun Valley—10 Sections, D. R., Compt. (No. 1 from Chicago; No. 55 west of Pocatello).
 Pocatello to Portland—6 Sections, 6 Roomettes, 4 Double Bedrooms (No. 31 from Salt Lake).
 Pocatello to Boise—10 Sections, D. R., Compt. (No. 31 from Salt Lake).
 Reclining Seat Coaches... St. Louis to Portland (2 cars—48 seats—all reserved).
 St. Louis to Cheyenne (48 seats—all reserved—to Los Angeles).
 St. Louis to Cheyenne (48 seats—all reserved).
 Dining Car... Meal service.

★ NO. 37-17—PONY EXPRESS—IDAHOAN—DAILY

No. 37 to Denver; No. 17 to Portland

Observation Sleeping Car... Denver to Portland—10 Sec. (No. 15 beyond Pocatello).
 Standard Sleeping Cars... Kan. City to Denver—12 Sec., D. R. (No. 37 to L. A.).
 Denver to Portland—10 Sections, 3 Double Bedrooms (No. 15 west of Pocatello).
 Tourist Sleeping Cars... Kansas City to Denver—16 Sections (No. 37-21 to San Francisco).
 Kansas City to Denver—14 Sec. (37 to Los Angeles).
 Denver to Portland—16 Sections (No. 15 west of Pocatello).
 Reclining Seat Coaches... Kansas City and Denver to Portland.
 Pocatello to Portland.
 Pocatello to Spokane (No. 33 from Salt Lake City; No. 66 north of Pendleton).
 Dining car... Meal service.

Footnotes for Page 18

- ★ Regularly assigned through cars air-conditioned. ☐ Conditional stop; consult agent.
- ♠ Motor bus. This service is provided passengers arriving or departing Shoshone and holding through rail tickets to and from Ketchum and room reservations at Sun Valley.
- West Yellowstone, Montana, is gateway to Yellowstone National Park. Service during summer season only, about June 20 to September 10.
- (C.T.) Central time. (M.T.) Mountain time. (P.T.) Pacific time.
- Time from 12.01 midnight to 12.00 noon shown in light face type.
- Time from 12.01 noon to 12.00 midnight shown in heavy face type.

Famous American Trains


Among the well-known named trains of this country are many that are operated by Union Pacific.

Streamliner, City of Los Angeles
 Streamliner, City of San Francisco
 Streamliner, City of Portland
 Streamliner, City of Denver
 Streamliner, City of St. Louis
 Los Angeles Challenger
 San Francisco Challenger

Los Angeles Limited
 San Francisco Overland
 Portland Rose
 Columbine
 Pony Express
 Pacific
 Spokane

Butte Special
 Utahan
 Northwest Special
 San Francisco Pacific
 Yellowstone Special
 Idahoan

Union Pacific Railroad



SEATTLE and PORTLAND to KANSAS CITY and ST. LOUIS via Denver

Table F
Condensed Schedules
All Trains Daily

		Portland Rose-Streamliner City of St. Louis 12-10 Example	Idahoan-Pony Express 18-38 Example		
Union Pacific					
Lv	Seattle (P.T.)	11.30 SAT	12.01 SUN		
"	Tacoma	1.00 SUN	12.57 "		
Ar	Portland	6.45 SUN	4.35 SUN		
Lv	Portland	9.00 SUN	6.30 SUN		
"	Hood River	10.40 "	8.02 "		
"	The Dalles	11.20 "	8.45 SUN		
"	Pendleton	2.30 "	12.01 MON		
"	Baker	6.28 "	4.23 "		
Ar	Huntington (P.T.)	8.00 "	6.00 "		
Lv	Huntington (M.T.)	9.10 "	7.15 "		
"	Boise	11.55 SUN	10.40 "		
Ar	Shoshone	3.00 MON	2.15 MON		
Lv	Shoshone	3.40 MON	3.00 MON		
Ar	Sun Valley	6.30 MON	5.00 MON		
Lv	Sun Valley	10.00 SUN	10.00 SUN	12.15 MON	
Ar	Shoshone	12.15 MON	12.15 MON	2.15 MON	
Lv	Shoshone	12.30 MON	3.00 MON	2.15 MON	
"	Minidoka	1.30 MON	4.00 MON	3.25 MON	
Ar	Pocatello	2.45 MON	5.10 MON	4.45 MON	
Ar	West Yellowstone			7.00 Tue	
Lv	West Yellowstone			7.15 Sun	
Lv	Pocatello	5.35 MON	5.20 MON		
"	Kemmerer	9.27 "	9.19 "		
"	Green River	11.05 "	11.00 MON		
"	Rawlins	1.43 "	1.45 TUE		
"	Laramie	4.04 "	4.10 TUE		
Ar	Cheyenne	5.25 "	Via Borlie		
Lv	Cheyenne	6.50 "	Cut-off		
"	La Salle				
Ar	Denver	9.10 "	7.55 TUE		
Lv	Denver	9.25 MON	8.25 "		
"	Oakley	1.31 TUE	1.42 "		
Ar	Ellis (M.T.)	2.40 "	3.25 "		
Lv	Ellis (C.T.)	3.45 "	4.35 "		
"	Salina	5.36 "	7.20 "		
"	Junction City	6.35 "	8.35 "		
"	Manhattan	7.00 "	9.10 "		
"	Topeka	7.53 "	10.20 "		
"	Lawrence	9.00 "	10.50 "		
Ar	Kansas City		11.50 TUE		
Lv	Kansas City (Wabash)	8.15 TUE	12.10 WED		
Ar	St. Louis (C.T.)	2.05 TUE	7.45 WED		

Equipment for Page 19

★ **NO. 12-10—PORTLAND ROSE—Streamliner CITY OF ST. LOUIS—DAILY**
 No. 12 Cheyenne; No. 10 to Kansas City; Wabash 10 to St. Louis.
 Club Lounge Car Service... Portland to St. Louis.
 Standard Sleeping Cars... Portland to St. Louis—6 Sec., 6 Rmettes, 4 Dbl. Bdrms.
 Cheyenne to St. Louis—6 Sections, 6 Roomettes, 4 Double Bedrooms (No. 2 from Los Angeles).
 Cheyenne to St. Louis—6 Sections, 6 Roomettes, 4 Double Bedrooms (No. 28 from San Francisco).
 Denver to Kansas City—6 Sections, 6 Roomettes, 4 Double Bedrooms.
 Sun Valley to Cheyenne (for Chicago)—10 Sections, D. R., Compt. (No. 56 to Pocatello. No. 2 to Chicago).
 West Yellowstone to Cheyenne—10 Sec., D. R., Compartments (No. 36 to Pocatello. No. 12-2 to Chicago). (Summer season about June 20 to September 10).
 Portland to Salt Lake City—6 Sections, 6 Roomettes, 4 Double Bedrooms (No. 32 south of Pocatello).
 Boise to Salt Lake City—10 Sections, D. R., Compt., (No. 32 south of Pocatello).
 Reclining Seat Coaches... Portland to St. Louis (2 cars—96 seats—all reserved).
 Cheyenne to St. Louis (48 seats—all reserved—from Los Angeles).
 Cheyenne to St. Louis (48 seats—all reserved).
 Dining Car... Meal service.

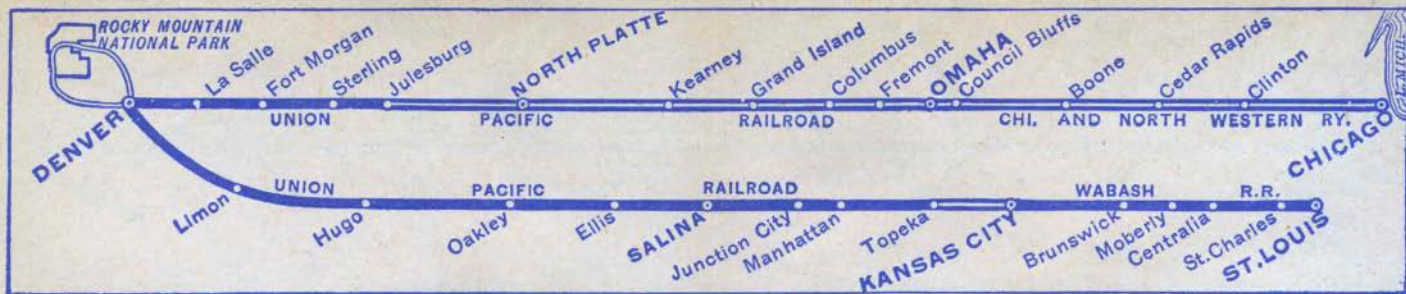
★ **NO. 18-38—IDAHOAN—PONY EXPRESS—DAILY**
 No. 18 to Denver; No. 38 to Kansas City
 Observation Sleeping Car... Portland to Denver—10 Sections.
 Standard Sleeping Cars... Portland to Denver—10 Sections, 3 Dbl. Bedrooms.
 Denver to Kansas City—12 Sections, D. R. (No. 38 from Los Angeles).
 Tourist Sleeping Cars... Portland to Denver—16 Sections.
 Denver to Kansas City—16 Sections (No. 24-38 from San Francisco).
 Denver to Kansas City—14 Sections (No. 38 from Los Angeles).
 Reclining Seat Coaches... Portland to Denver and Kansas City.
 Dining Car... Meal service.

Footnotes for Page 19

- ★ Regularly assigned through cars air-conditioned.
 - ♦ Motor bus. This service is provided passengers arriving or departing Shoshone and holding through rail tickets to and from Ketchum and room reservations at Sun Valley.
 - West Yellowstone, Montana, is gateway to Yellowstone National Park. Service during summer season only, about June 20 to September 10.
 - ☐ Conditional stop; consult agent or conductor.
 - (C.T.) Central time. (M.T.) Mountain time. (P.T.) Pacific time.
- Time from 12.01 midnight to 12.00 noon shown in light face type.
 Time from 12.01 noon to 12.00 midnight shown in heavy face type.

Union Pacific Trains Use These Stations

- | | | | |
|--|--|---|--|
| Boise, Idaho: Union Pacific Station. | Oakland, Calif: Southern Pacific 16th Street Station, Foot of 16th Street. | Portland, Oregon: Union Station, Sixth and Johnson Streets. | Seattle, Wash: Union Station, 4th Avenue, South, and Jackson Street. |
| Butte, Montana: Union Station, 820 East Front Street. | Oakland Pier, Calif: Southern Pacific Terminal. | Riverside, Calif: Union Pacific Station, 7th and Vine Streets. | Spokane, Wash: Union Station, Corner Trent Avenue and Washington Street. |
| Cheyenne, Wyoming: Union Pacific Station, 15th Street at Capitol Avenue. | Ogden, Utah: Union Station, 25th and Wall Streets. | San Bernardino, Calif: Union Station, West Third Street. | St. Louis, Mo: Union Station, 18th and Market Streets. |
| Chicago, Illinois: C. & N. W. Terminal, Canal and Madison Streets. | Olympia, Wash: Union Pacific Station, Corner 4th Avenue and Adams Street. | San Francisco, Calif: Ferry Depot, Foot of Market Street. | Tacoma, Wash: Union Station, 1713 Pacific Avenue. |
| Denver, Colorado: Union Station, Foot of Seventeenth Street. | Omaha, Nebraska: Union Station, 10th and Marcy Streets. | Salina, Kansas: Union Station, 400 North 13th Street. | Topeka, Kansas: Union Pacific Station, Railroad and North Jackson Streets. |
| Kansas City, Mo: Union Station, Main Street and Union Station Plaza. | Pendleton, Oregon: Union Pacific Station, Corner Main and Fraser Sts. | Salt Lake City, Utah: Union Pacific Station, South Temple and Third West Streets. | Yakima, Wash: Union Pacific Station, West Yakima and South Second Ave. |
| Los Angeles, Calif: Los Angeles Union Passenger Terminal, Alameda and Aliso Streets. | Pocatello, Idaho: Union Pacific Station, Foot of West Bonneville Street. | | |



CHICAGO and OMAHA to DENVER

Table G Condensed Schedules All Trains Daily		Streamliner City of Denver 111 Example	Columbine 53 Example
C. & N. W.			
Lv Chicago (C.T.)	5.00	SUN	
Ar Omaha	12.45	MON	
C. & N. W.			
Lv Minneapolis (C.T.)			
Ar St. Paul			
Ar Sioux City			
Ar Omaha			
Union Pacific			
Lv Omaha (C.T.)	12.55	MON	7.00 SUN
Ar Fremont	1.00	"	8.02 "
Ar Schuyler	"	"	8.40 "
Ar Columbus	1.05	"	9.05 "
Ar Central City	"	"	10.05 "
Ar Grand Island	2.55	"	10.55 "
Ar Kearney	3.30	"	11.55 SUN
Ar Lexington	"	"	12.41 MON
Ar North Platte (C.T.)	4.46	"	2.10 "
Lv North Platte (M.T.)	3.50	"	1.20 "
Ar Ogallala	"	"	2.40 "
Ar Julesburg	"	"	3.35 "
Ar Sterling	5.47	"	5.00 "
Ar Fort Morgan	"	"	5.55 "
Ar La Salle	7.05	"	7.25 "
Ar Denver (M.T.)	8.00	MON	8.55 MON

Equipment for Table G

★ **NO. 111—Streamliner CITY OF DENVER—DAILY**

Train runs via C. & N. W. to Omaha; thence U. P.

- Club Lounge Car.....Chicago to Denver.
- Observation Sleeping Car...Chicago to Denver—6 Double Bedrooms.
- Standard Sleeping Cars...Chicago to Denver—12 Sections (2 cars).
Chicago to Denver—8 Sections, 3 Double Bedrooms.
- Chicago to Denver—4 Roomettes, 3 Compartments,
1 Drawing-room, 4 Double Bedrooms.
- Coaches.....Chicago to Denver (2 cars—one with 48 and one with
50 reclining seats—all reserved).
- Dining Car.....Meal service.

★ **NO. 53—COLUMBINE—DAILY**

- Standard Sleeping Cars...Omaha to Denver—12 Sections, 2 Double Bedrooms.
- Reclining Seat Coaches...Omaha to Denver (2 cars).
- Dining Car.....Meal service (North Platte to Denver).

DENVER to OMAHA and CHICAGO

Table G Condensed Schedules All Trains Daily		Streamliner City of Denver 112 Example	Columbine 54 Example
Union Pacific			
Lv Denver (M.T.)	5.00	SUN	3.00 SUN
Ar La Salle	5.43	"	4.00 "
Ar Fort Morgan	"	"	5.10 "
Ar Sterling	6.57	"	6.15 "
Ar Julesburg	"	"	7.45 "
Ar Ogallala	"	"	8.27 "
Ar North Platte (M.T.)	8.47	"	9.35 "
Lv North Platte (C.T.)	9.50	"	11.15 SUN
Ar Lexington	"	"	1.05 MON
Ar Kearney	10.59	"	1.58 "
Ar Grand Island	11.35	SUN	3.18 "
Ar Central City	"	"	3.46 "
Ar Columbus	12.23	"	4.51 "
Ar Schuyler	"	"	5.16 "
Ar Fremont	"	"	6.02 "
Ar Omaha... Union Pacific	1.40	MON	7.10 MON
C. & N. W.			
Lv Omaha	1.50	MON	No. 14 7.15 MON
Ar Chicago (C.T.)	9.35	MON	7.15 MON
C. & N. W.			
Lv Omaha			(204-9204) 8.15 MON
Ar St. Paul			11.25 "
Ar Minneapolis (C.T.)			6.55 "
			7.25 MON

Equipment for Table G

★ **NO. 112—Streamliner CITY OF DENVER—DAILY**

Train runs via C. & N. W. east of Omaha

- Club Lounge Car.....Denver to Chicago.
- Observation Sleeping Car...Denver to Chicago—6 Double Bedrooms.
- Standard Sleeping Cars...Denver to Chicago—12 Sections (2 cars).
Denver to Chicago—8 Sections, 3 Double Bedrooms.
- Denver to Chicago—4 Roomettes, 3 Compartments,
1 Drawing-room, 4 Double Bedrooms.
- Coaches.....Denver to Chicago (2 cars—one with 48 and one with
50 reclining seats—all reserved).
- Dining Car.....Meal service.

★ **NO. 54—COLUMBINE—DAILY**

- Standard Sleeping Car...Denver to Omaha—12 Sections, 2 Double Bedrooms.
- Coaches.....Denver to Omaha (2 cars).
- Dining Car.....Meal service (no breakfast served into Omaha).

Footnotes for Page 20

★ Regularly assigned through cars air-conditioned.

(C.T.) Central time. (M.T.) Mountain time.

☐ Conditional stop; consult agent or conductor. f Stops only on signal.

Time from 12.01 midnight to 12.00 noon shown in light face type.

Time from 12.01 noon to 12.00 midnight shown in heavy face type.

ST. LOUIS—KANSAS CITY—DENVER

Local 39 Example	Pony Express 37 Example	Strmliner City of St. Louis 9 Example	Table H Condensed Schedules All Trains Daily		Strmliner City of St. Louis 10 Example	Pony Express 38 Example	Local 40 Example
	3.30 su	3.30 su	Wabash	Ar	2.05 mo	7.45 mo	
	8.25 su	8.25 su	St. Louis (C.T.)	Ar	9.15 mo	12.10 mo	
			Kansas City	Lv			
6.30 su	11.30 su	8.45 su	Union Pacific	Lv	9.00 mo	11.50 su	12.15 su
6.38 su	11.38 su		Kansas City, Kans.	Lv			12.07 su
7.30 su	12.25 mo	9.53 su	Lawrence	"	7.53 su	10.50 su	11.25 su
8.15 su	1.06 su		Topeka	"		10.20 su	10.55 su
8.43 su			St. Marys	"			11.15 su
9.00 su			Wamego	"			9.58 su
9.30 su	2.10 su	10.42 su	Manhattan	"	7.00 su	9.10 su	9.40 su
9.53 su	2.35 su		Fort Riley	"			9.18 su
10.10 su	3.05 su	11.10 su	Junction City	"	6.35 su	8.35 su	9.10 su
10.26 su			Chapman	"			8.42 su
10.32 su			Detroit	"			8.36 su
10.40 su	3.37 su		Ablene	"		7.55 su	8.30 su
10.52 su			Solomon	"			8.16 su
11.15 su	4.35 su	12.01 mo	Salina	"	5.36 su	7.20 su	8.00 su
Ar	8.05 su	2.05 su	Ar Ellis (C.T.)	Lv	3.45 su	4.35 su	
	7.20 su	1.10 su	Lv Ellis (M.T.)	Ar	2.40 su	3.25 su	
	9.10 su	2.22 su	Oakley	Lv	1.31 mo	1.42 su	
	12.55 su	4.58 su	Hugo	Lv	11.10 su	10.37 su	
	1.21 su	5.18 su	Limon	"	10.52 su	10.09 su	
	3.30 mo	7.05 mo	Ar Denver (M.T.)	Lv	9.25 su	8.25 su	

★ NO. 37—PONY EXPRESS—DAILY

Standard Sleeping Cars... Kansas City to Denver—12 Sections, D. R. (for Los Angeles).
 Tourist Sleeping Cars... Kansas City to Denver—16 Sec. (for San Francisco).
 Coaches... Kansas City to Denver—14 Sections (for Los Angeles).
 Dining Car... Meal service.

Equipment for Table H

★ NO. 9—Streamliner CITY OF ST. LOUIS—DAILY

Wabash 9 to Kansas City; U. P. 9 to Denver

Club Lounge Car... St. Louis to Denver.
 Standard Sleeping Cars... Kansas City to Denver—6 Sections, 6 Roomettes, 4 Double Bedrooms.
 St. Louis to Denver—6 Sections, 6 Roomettes, 4 Double Bedrooms—(3 cars—1 each for Los Angeles, San Francisco and Portland).
 Reclining Seat Coaches... St. Louis to Denver (192 seats—all reserved). (4 cars—2 for Portland, 1 each for Los Angeles and Cheyenne).
 Dining Car... Meal service.


★ NO. 10—Streamliner CITY OF ST. LOUIS—DAILY

U. P. 10 to Kansas City; Wabash 10 to St. Louis

Club Lounge Car... Denver to St. Louis.
 Standard Sleeping Cars... Denver to Kansas City—6 Sections, 6 Roomettes, 4 Double Bedrooms.
 Denver to St. Louis—6 Sections, 6 Roomettes, 4 Double Bedrooms—(3 cars—1 each from Los Angeles, San Francisco and Portland).
 Reclining Seat Coaches... Denver to St. Louis (192 seats—all reserved) (4 cars—2 from Portland, 1 each from Los Angeles and Cheyenne).
 Dining Car... Meal service.

★ NO. 38—PONY EXPRESS—DAILY

Standard Sleeping Cars... Denver to Kansas City—12 Sections, D. R. (from Los Angeles).
 Tourist Sleeping Cars... Denver to Kansas City—14 Sections (from Los Angeles).
 Coaches... Denver to Kansas City—16 Sec. (from San Francisco).
 Dining Car... Meal service.



DENVER—SALT LAKE CITY

Pony Express 37 Example	City of St. Louis-Los Angeles Ltd. 9-1 Example	Table J Condensed Schedules All Trains Daily		Los Angeles Ltd.-City of St. Louis 2-10 Example	Pony Express 38 Example
5.20 SUN	7.25 SUN	Lv	Denver (M.T.)	Ar	9.10 SUN
6.09 SUN		"	LaSalle	Ar	
Via Borlie	10.05 su	Lv	Cheyenne	Ar	5.15 su
9.05 SUN	11.45 su	"	Laramie	Lv	3.40 su
11.45 SUN	2.07 su	"	Rawlins	"	1.05 su
2.45 MON	5.00 su	"	Green River	"	10.20 su
5.00 su	7.10 su	"	Evanston	"	8.10 su
6.45 su	9.00 su	Ar	Ogden	"	6.10 su
8.10 MON	10.25 SUN	Ar	Salt Lake City	Lv	4.45 SUN

★ NO. 9-1—CITY OF ST. LOUIS—LOS ANGELES LIMITED—DAILY

No. 9 to Cheyenne; No. 1 to Salt Lake
 Club Lounge Car Service... Denver to Salt Lake City.
 Standard Sleeping Cars... Denver to Salt Lake City—6 Sections, 6 Roomettes, 4 Double Bedrooms (from St. Louis to Los Angeles).
 Reclining Seat Coaches... Denver to Salt Lake City (48 seats—all reserved; from St. Louis to Los Angeles).
 Dining Car... Meal service.

★ NO. 2-10—LOS ANGELES LIMITED—CITY OF ST. LOUIS—DAILY

No. 2 to Cheyenne; No. 10 to Denver
 Club Lounge Car Service... Salt Lake City to Denver.
 Standard Sleeping Cars... Salt Lake City to Denver—6 Sections, 6 Roomettes, 4 Double Bedrooms (from Los Angeles to St. Louis).
 Reclining Seat Coaches... Salt Lake City to Denver (48 seats—all reserved; from Los Angeles to St. Louis).
 Dining Car... Meal service.

★ NO. 37—PONY EXPRESS—DAILY

Club Lounge Car... Denver to Salt Lake City.
 Standard Sleeping Cars... Denver to Salt Lake City—6 Sections, 6 Roomettes, 4 Double Bedrooms.
 Denver to Salt Lake City—12 Sections, D. R. (from Kansas City to Los Angeles).
 Denver to Ogden—12 Sections, D. R. (for San Francisco in S. P. 21).
 Tourist Sleeping Cars... Denver to Salt Lake City—14 Sec. (for Los Angeles).
 Denver to Ogden—16 Sec. (for San Fran. in S. P. 21).
 Coaches... Denver to Salt Lake City.
 Dining Car... Meal service.

Footnotes for Page 21

★ Regularly assigned through cars air-conditioned. ☐ Conditional stop; consult agent. (C.T.) Central time. (M.T.) Mountain time. (P.T.) Pacific time. ○ Carries coaches only. Time from 12.01 midnight to 12.00 noon shown in light face type. Time from 12.01 noon to 12.00 midnight shown in heavy face type.

★ NO. 38—PONY EXPRESS—DAILY

Club Lounge Car... Salt Lake City to Denver.
 Standard Sleeping Cars... Salt Lake City to Denver—6 Sections, 6 Roomettes, 4 Double Bedrooms.
 Salt Lake City to Denver—12 Sections, D. R. (from Los Angeles).
 Ogden to Denver—12 Sections, D. R. (in S. P. 22 from San Francisco).
 Tourist Sleeping Cars... Salt Lake to Denver—14 Sections (from Los Angeles).
 Ogden to Denver—16 Sec. (from San Fran. in S. P. 22).
 Coach... Salt Lake City to Denver.
 Dining Car... Meal service.



CHICAGO—OMAHA—SPOKANE

No. 1-11-Example	No. 21-15-66-Example	Table K Condensed Schedules All Trains Daily		No. 65-16-22-Example	Bus- No. 12-2-Example	
2.00 SUN	8.15 SUN	Lv	Chicago (C.T.) C. & N. W.	Ar	8.15 WED	2.40 TUE
12.40 MON	8.45 MON	Ar	Omaha (Union Pacific)	Ar	7.45 TUE	4.10 TUE
5.48 "	2.40 "	Ar	North Platte (C.T.)	Lv	1.42 "	11.05 MON
4.56 "	1.50 "	Lv	North Platte (M.T.)	Ar	12.32 "	9.43 "
10.20 "	7.30 "	Lv	Cheyenne	Lv	8.05 TUE	5.50 MON
11.05 "	9.25 TUE	Lv	Pocatello	Lv	5.35 MON	5.35 MON
4.25 TUE	3.15 "	Lv	Boise	Lv	11.55 "	11.55 SUN
7.15 "	6.30 "	Ar	Huntington (M.T.)	Ar	9.20 "	9.10 "
6.30 "	5.45 "	Lv	Huntington (P.T.)	Ar	8.05 "	8.00 "
11.45 TUE	11.25 "	Ar	Pendleton	Lv	2.25 "	2.30 SUN
4.30 TUE	1.10 WED	Lv	Pendleton	Ar	1.30 MON	4.25 SUN
	3.35 WED	Ar	Wallula	Lv	11.30 SUN	
	8.05 WED	Ar	Yakima	Lv	7.10 SUN	
6.02 TUE	5.30 WED	Ar	Walla Walla	Lv	9.45 SUN	12.31 SUN
	5.15 WED	Ar	Ayer	Lv	10.00 SUN	
	8.25 WED	Ar	Lewiston	Lv	6.20 SUN	
	9.15 WED	Ar	Moscow	Lv	5.45 SUN	
11.30 TUE	7.50 WED	Ar	Spokane (P.T.)	Lv	7.40 SUN	7.00 SUN

★ NO. 21-15-66—PACIFIC—DAILY

No. 21 to Green River; No. 15 to Pendleton; No. 66 to Spokane
 Club Lounge Car Service... Chicago to Pendleton.
 Standard Sleeping Cars... Chicago to Pendleton—10 Sections, D. R., Compt. (to Portland).
 Pocatello to Spokane—12 Sections, D. R. (No. 33 from Salt Lake City).
 Pocatello to Pendleton—8 Sections, 1 DR, 2 Compts. (for Portland).
 Tourist Sleeping Cars... Chicago to Pendleton—16 Sections (for Portland).
 Pocatello to Spokane—14 Sections (No. 33 from Salt Lake City).
 Reclining Seat Coaches... Chicago to Pendleton (No. 17 Pocatello to Portland); Pendleton to Spokane.
 Dining Car... Meal service.

★ BUS—NO. 12-2—PORTLAND ROSE—DAILY

Bus to Pendleton; No. 12 to Cheyenne; No. 2 to Chicago.
 Club Lounge Car Service... Pendleton to Chicago.
 Standard Sleeping Cars... Pendleton to Chicago—Drawing-rooms, Compts., Bedrooms, Roomettes, Sections.
 Reclining Seat Coaches... Pendleton to Chicago (all seats reserved).
 Dining Car... Meal service.

★ NO. 65-16-22—PACIFIC—DAILY

No. 65 to Pendleton; No. 16 to Green River; No. 22 to Chicago
 Club Lounge Car Service... Pendleton to Chicago.
 Standard Sleeping Cars... Pendleton to Chicago—10 Sections, D. R., Compt. (from Portland).
 Spokane to Pocatello—12 Sections, D. R. (No. 34 to Salt Lake City).
 Pendleton to Pocatello—8 Sections, 1 DR, 2 Compts. (from Portland).
 Tourist Sleeping Cars... Pendleton to Chicago—16 Sections (from Portland).
 Spokane to Pocatello—14 Sections (34 to Salt Lake).
 Reclining Seat Coaches... Spokane to Pendleton; Pendleton to Chicago.
 Spokane to Pocatello (No. 34 to Salt Lake City).
 Dining Car... Meal service.

Equipment for Table K

★ No. 1-11-BUS—PORTLAND ROSE—DAILY

No. 1 to Cheyenne; No. 11 to Pendleton; Bus to Spokane.
 Club Lounge Car Service... Chicago to Pendleton.
 Standard Sleeping Cars... Chicago to Pendleton—Drawing rooms, Compts., Bedrooms, Roomettes, Sections.
 Reclining Seat Coaches... Chicago to Pendleton (all seats reserved).
 Dining Car... Meal service.

ST. LOUIS—KANSAS CITY—SPOKANE

No. 37-17-66-Example	Table L Condensed Schedules. All Trains Daily.		No. 65-16-18-38-Example
3.30 SUN	Lv	St. Louis (C.T.) Wabash	Ar
8.25 SUN	Ar	Kansas City	Lv
11.30 SUN	Lv	Kansas City Union Pacific	Ar
5.05 MON	Ar	Denver (M.T.)	Ar
9.30 TUE	Lv	Pocatello	Lv
12.15 WED	Ar	Pendleton (P.T.)	Lv
1.10 "	Lv	Pendleton	Ar
2.50 "	Lv	Umatilla	Lv
3.35 "	Ar	Wallula	Lv
8.05 "	Ar	Yakima	Lv
5.30 "	Ar	Walla Walla	Lv
3.55 "	Lv	Wallula	Ar
5.15 "	Ar	Ayer	Lv
9.25 "	Ar	Lewiston	Lv
9.00 "	"	Moscow	Lv
5.15 "	Lv	Ayer	Ar
7.22 "	Lv	Cheney	Ar
7.50 WED	Ar	Spokane (P.T.)	Lv

Equipment for Table L

★ NO. 37-17-66—PONY EXPRESS—IDAHOAN—DAILY

No. 37 to Denver; No. 17 to Pendleton; No. 66 to Spokane
 Observation Sleeping Car... Denver to Pendleton—10 Sections (No. 15 Pocatello to Portland).
 Standard Sleeping Cars... Denver to Pendleton—10 Sections, 3 Double Bedrooms (No. 15 Pocatello to Portland).
 Kansas City to Denver—12 Sec., D. R. (to Los Angeles).
 Tourist Sleeping Cars... Kansas City to Denver—16 Sections (to San Francisco).
 Kansas City to Denver—14 Sections (to Los Angeles).
 Denver to Pendleton—16 Sections (No. 15 Pocatello to Portland).
 Pocatello to Spokane—14 Sections (No. 33 from Salt Lake City; No. 15 from Pocatello to Pendleton).
 Reclining Seat Coaches... Kansas City and Denver to Pendleton; Pendleton to Spokane.
 Pocatello to Spokane (No. 33 from Salt Lake City).
 Dining Car... Meal service.

★ NO. 65-16-18-38—IDAHOAN—PONY EXPRESS—DAILY

No. 65 to Pendleton; No. 16 to Pocatello; No. 18 to Denver; No. 38 to Kansas City
 Observation Sleeping Car... Pendleton to Denver—10 Sections.
 Standard Sleeping Cars... Spokane to Pocatello—12 Sec., D. R. (No. 34 to Salt Lake City).
 Pendleton to Denver—10 Sec., 3 Double Bedrooms.
 Denver to Kansas City—12 Sections, D. R. (from Los Angeles).
 Tourist Sleeping Cars... Spokane to Pocatello—14 Sec. (No. 34 to Salt Lake).
 Pendleton to Denver—16 Sections (from Portland).
 Denver to Kansas City—16 Sections (from San Francisco).
 Denver to Kansas City—14 Sections (from Los Angeles).
 Reclining Seat Coaches... Spokane to Pocatello (for Salt Lake City).
 Pendleton to Denver and Kansas City.

★ Regularly assigned through cars air-conditioned.

♦ Via Overland Greyhound Bus north of Pendleton.

(C.T.) Central time. (M.T.) Mountain time. (P.T.) Pacific time.

Time from 12.01 midnight to 12.00 noon shown in light face type.

Time from 12.01 noon to 12.00 midnight shown in heavy face type.

CHICAGO—ST. LOUIS—KANSAS CITY—WEST YELLOWSTONE—VICTOR

No. 1-9-11-36-41	Table O (Summer Season)	No. 42-36-12-10-2
Example	All Trains Daily	Example
2.00 SUN	LV Chicago (C.T.) C. & N. W. Ar	2.40 TUE
12.10 MON	Ar Omaha Lv	4.40 " "
12.40 MON	LV Omaha U. P. Ar	4.10 TUE
9.30 MON	Ar Cheyenne (M.T.) Lv	5.50 MON
3.30 SUN	LV St. Louis (C.T.) (Wab.) Ar	2.05 TUE
8.25 " "	Ar Kansas City Lv	9.15 " "
8.45 SUN	LV Kansas City Ar	9.00 TUE
7.05 MON	Ar Denver (M.T.) Lv	9.25 MON
7.25 " "	LV Denver Ar	9.10 " "
9.45 MON	Ar Cheyenne Lv	6.50 MON
10.20 MON	LV Cheyenne (M.T.) Ar	5.25 MON
5.05 " "	Ar Green River Lv	11.05 " "
5.20 " "	LV Green River Ar	10.50 " "
10.40 MON	Ar Pocatello Lv	5.35 " "
12.45 TUE	LV Pocatello Ar	1.20 " "
1.30 " "	LV Blackfoot Lv	12.27 MON
2.45 " "	LV Idaho Falls Lv	11.50 " "
4.25 " "	Ar Ashton Lv	10.10 SUN
6.30 " "	Ar Victor Lv	8.15 " "
7.00 TUE	Ar W. Yellowstone (MT) Lv	7.15 SUN

NO. 1-9-11-36-41—PORTLAND ROSE—YELLOWSTONE SPEC.—DAILY
 C. & N. W. east of Omaha; Wabash east of Kansas City; No. 1 Chicago to Cheyenne; No. 9 to St. Louis to Cheyenne; No. 11 Cheyenne to Pocatello.
 No. 35 Pocatello to Ashton and W. Yellowstone; No. 41 Ashton to Victor.

Club Lounge Car Service... Chicago and St. Louis to Pocatello.
 Standard Sleeping Car... (Chicago to West Yellowstone—10 Sec., D. R., Compts. (Summer season about June 20 to September 10).
 St. Louis to W. Yellowstone—Sections and rooms (requires car to car change after leaving Cheyenne).
 (Summer season about June 20 to September 10).

Coaches... Chicago and St. Louis to Pocatello; Pocatello to West Yellowstone and Victor (all seats reserved from Chicago and St. Louis to Pocatello).
 Dining Car... Meal service.

NO. 42-36-12-10-2—YELLOWSTONE SPEC.—PORTLAND ROSE—DAILY
 No. 42 Victor to Ashton; No. 36 W. Yellowstone and Ashton to Pocatello; No. 12 to Cheyenne; No. 2 to Chicago; No. 10 Cheyenne to St. Louis; C. & N. W. east of Omaha; Wabash east of Kansas City.

Club Lounge Car Service... Pocatello to St. Louis and Chicago.
 Standard Sleeping Cars... W. Yellowstone to Chicago—10 Sec., D. R., Compts. (Summer season about June 20 to September 10).
 W. Yellowstone to St. Louis—Sections and rooms (requires car to car change after leaving Pocatello).
 (Summer season about June 20 to September 10).

Coaches... Victor and W. Yellowstone to Pocatello; Pocatello to St. Louis and Chicago (all seats reserved east of Pocatello).
 Dining Car... Meal service.

LOS ANGELES—SALT LAKE CITY—WEST YELLOWSTONE—BUTTE

Yellowstone Special 38-29 35-41 Example	Butte Special 8-29 Example	Northwest Special 33-45 Example	Table R All Trains Daily	Yellowstone Special 42-36 30-37 Example	Butte Special 30-7 Example	Northwest Special 34-46-43 Example
7.15 SU	8.45 SU	LV Los Angeles (P.T.) Ar	7.15 TU	7.25 TU	11.45 MO
7.40 " "	9.10 " "	Ar East Los Angeles Lv	6.40 " "	6.55 " "	11.20 " "
9.00 " "	10.35 " "	Ar Riverside Lv	5.05 " "	5.25 " "	9.50 " "
9.25 " "	11.00 " "	Ar San Bernardino Lv	4.40 " "	5.00 " "	9.25 " "
9.40 " "	11.10 " "	LV San Bernardino Ar	4.30 " "	4.50 " "	9.15 " "
11.50 SU	1.25 MO	Ar Barstow Lv	2.05 TU	2.30 TU	7.10 " "
4.20 MO	5.55 " "	Ar Las Vegas Lv	9.05 MO	9.35 MO	2.35 " "
4.45 " "	6.20 " "	Ar Las Vegas Ar	8.40 " "	9.10 " "	2.20 " "
8.00 " "	9.35 " "	Ar Caliente (PT) Lv	5.25 " "	5.45 " "	11.10 " "
9.15 " "	10.50 " "	LV Caliente (MT) Ar	6.10 " "	6.30 " "	11.55 " "
11.20 " "	1.02 " "	Ar Lund Lv	3.57 " "	4.15 " "	9.35 " "
12.10 " "	1.50 " "	Ar Milford Lv	2.55 " "	3.10 " "	8.45 " "
12.20 " "	2.00 " "	Ar Milford Ar	2.45 " "	3.00 " "	8.30 " "
2.05 " "	3.50 " "	LV Lyndyl Lv	12.45 " "	1.00 " "	6.30 " "
2.15 " "	4.00 " "	Ar Lyndyl Lv	12.35 " "	12.50 " "	6.20 " "
4.45 " "	6.35 " "	Ar Salt Lake City Lv	9.45 " "	10.05 " "	3.20 MO
6.50 " "	6.50 " "	11.45 SU	LV Salt Lake City (MT) Ar	8.00 " "	8.00 " "	10.45 SU
7.55 " "	7.55 " "	12.45 MO	Ar Ogden Lv	7.00 " "	7.00 " "	9.40 " "
8.25 " "	8.25 " "	1.15 " "	Ar Ogden Ar	6.40 " "	6.40 " "	9.15 " "
11.55 MO	11.55 MO	4.55 " "	Ar Pocatello Lv	3.10 " "	3.10 " "	5.40 " "
12.45 TU	12.25 TU	5.40 " "	LV Pocatello Ar	1.20 " "	2.40 " "	4.55 " "
1.30 " "	1.05 " "	6.25 " "	LV Blackfoot Ar	12.27 MO	2.00 " "	4.15 " "
2.15 TU	2.00 TU	7.15 MO	LV Idaho Falls Ar	11.50 SU	1.10 MO	3.25 SU
2.45 TU	7.25 " "	LV Idaho Falls Ar	11.40 " "	3.10 SU
3.51 " "	8.30 " "	Ar St. Anthony Lv	10.32 " "	1.58 " "
4.25 TU	9.00 " "	Ar Ashton Lv	10.10 " "	1.35 " "
6.30 TU	11.00 " "	Ar Victor Lv	8.15 SU	11.40 SU
7.00 TU	Ar West Yellowstone Lv	7.15 SU
2.00 TU	7.15 MO	LV Idaho Falls Ar	1.10 MO	3.25 SU
3.15 " "	8.25 " "	Ar Dubois Lv	11.47 " "	1.50 " "
3.36 " "	8.44 " "	Ar Spencer Lv	11.22 " "	1.25 " "
4.40 " "	9.45 " "	Ar Lima Lv	10.30 " "	12.30 " "
4.50 " "	9.55 " "	Ar Lima Ar	10.20 " "	12.15 " "
5.32 " "	10.36 " "	LV Armstead Lv	9.40 " "	11.37 " "
6.08 " "	11.05 " "	Ar Dillon Lv	9.08 " "	11.05 " "
6.55 " "	11.54 " "	Ar Melrose Lv	8.15 " "	10.15 " "
7.55 " "	12.50 " "	Ar Silver Bow Lv	7.18 " "	9.20 " "
8.15 TU	1.10 MO	Ar Butte (MT) Lv	7.00 " "	9.00 SU

Equipment for Table R

★ **NO. 38-29-35-41—PONY EXPRESS—YELLOWSTONE SPEC.—DAILY**
 No. 38 to Salt Lake City; No. 29 to Butte.
 No. 35 Pocatello to Ashton and W. Yellowstone; No. 41 Ashton to Victor.

Club Lounge Car... Los Angeles to Salt Lake City.
 Standard Sleeping Cars... Los Angeles to Butte—10 Sections, 3 Double Bedrooms, Salt Lake to West Yellowstone—10 Sec., D. R., Compts. (Summer season about June 20 to September 10).

Tourist Sleeping Car... Salt Lake City to Butte—14 Sections.
 Coaches... Los Angeles to Salt Lake City; Salt Lake City to Butte. Pocatello to West Yellowstone and Victor.
 Dining Car... Los Angeles to Pocatello.

★ **NO. 8-29—CHALLENGER—BUTTE SPECIAL—DAILY**
 No. 8 to Salt Lake City; No. 29 to Butte.

Lounge Car... Los Angeles to Salt Lake (for sleeping car passengers).
 Standard Sleeping Car... Salt Lake City to Sun Valley—10 Sections, 1 DR, 2 Compts. (No. 55 west of Pocatello).
 Tourist Sleeping Cars... Los Angeles to Salt Lake City—14 Sections. Salt Lake City to Butte—14 Sections.
 Coaches... Los Angeles to Salt Lake City; Salt Lake City to Butte.
 Dining Car... Los Angeles to Pocatello.

★ **NO. 33-45—NORTHWEST SPECIAL—DAILY**
 No. 33 to Butte; No. 45 Idaho Falls to Victor.

Standard Sleeping Car... Salt Lake City to Pocatello—12 Sections, D. R. (for Spokane—open 9:30 p.m.).
 Tourist Sleeping Car... Salt Lake City to Pocatello—14 Sections (for Spokane—open 9:30 p.m.).
 Reclining Seat Coach... Salt Lake City to Pocatello (for Spokane). Salt Lake City to Butte.

★ **NO. 42-36-30-37—YELLOWSTONE SPEC.—PONY EXPRESS—DAILY**
 No. 42 Victor to Ashton; No. 36 W. Yellowstone and Ashton to Pocatello. No. 30 to Salt Lake City; No. 37 to Los Angeles.

Club Lounge Car... Salt Lake City to Los Angeles.
 Standard Sleeping Cars... West Yellowstone to Salt Lake City—10 Sections. D. R., Compts. (Summer season about June 20 to September 10).
 Coaches... Victor and W. Yellowstone to Pocatello; Pocatello to Salt Lake City; Salt Lake City to Los Angeles.
 Dining Car... Salt Lake to Los Angeles. (No dining car out of Butte).

★ **NO. 30-7—BUTTE SPECIAL—CHALLENGER—DAILY**
 No. 30 to Salt Lake City; No. 7 to Los Angeles.

Lounge Car... Salt Lake to Los Angeles (for sleeping car passengers).
 Standard Sleeping Car... Sun Valley to Salt Lake City—10 Sec., 1 DR, 2 Compts. (No. 56 to Pocatello).
 Butte to Salt Lake City—10 Sections, 3 Double Bedrooms (No. 37 to Los Angeles).
 Tourist Sleeping Cars... Butte to Salt Lake City—14 Sections. Salt Lake City to Los Angeles—14 Sections.
 Reclining Seat Coaches... Butte to Salt Lake City. Salt Lake City to Los Angeles.
 Dining Car... Salt Lake to Los Angeles. (No dining car out of Butte).

★ **NO. 34-46-43—NORTHWEST SPECIAL—DAILY**
 No. 34 to Salt Lake City; No. 46 Victor to Idaho Falls; No. 43 to Los Angeles

Standard Sleeping Cars... Pocatello to Salt Lake—12 Sec., D.R. (from Spokane).
 Tourist Sleeping Car... Pocatello to Salt Lake City—14 Sec. (from Spokane).
 Reclining Seat Coaches... Pocatello to Salt Lake City (from Spokane). Salt Lake City to Los Angeles. Butte to Salt Lake City.

Footnotes for Page 23

- ★ Regularly assigned through cars air-conditioned. (f) Stops only on signal.
- Operates only during Yellowstone Park season, about June 20 to September 10.
- (C.T.) Central Time. (M.T.) Mountain Time. (P.T.) Pacific Time.

For the Utmost in Rail Transportation
Be Specific—say "Union Pacific"

SALT LAKE CITY-BOISE-PENDLETON-SPOKANE

No. 33-17-66 Example	No. 33-17-66 Example	Table T Condensed Schedules All Trains Daily		No. 65-16-34 Example
11.45 SUN	11.45 SUN	Lv	Salt Lake City (M.T.)	Ar 10.45 MON
1.15 MON	1.15 MON	Ar	Ogden	Ar 9.15 " "
4.55 " "	4.55 " "	Ar	Pocatello	Lv 5.40 " "
9.25 " "	9.30 " "	Lv	Pocatello	Ar 5.05 " "
10.39 " "	10.50 " "	Lv	Minidoka	Lv 3.55 " "
11.39 MON	11.51 MON	Ar	Shoshone	Lv 2.55 MON
♦ 2.00 MON	♦ 2.00 MON	Ar	Sun Valley	♦ LV 12.15 MON
♦ 9.30 MON	♦ 9.30 MON	Lv	Sun Valley	♦ Ar 5.00 MON
11.39 MON	11.51 MON	Lv	Shoshone	Ar 2.55 MON
3.15 " "	3.35 " "	Lv	Boise	11.55 " "
6.30 " "	6.45 " "	Ar	Huntington (M.T.)	Lv 9.20 " "
5.45 " "	6.00 " "	Lv	Huntington (P.T.)	Ar 8.05 " "
7.14 " "	7.38 " "	Lv	Baker	Lv 6.32 " "
8.55 " "	9.45 MON	Lv	La Grande	5.10 " "
11.25 MON	12.15 TUE	Ar	Pendleton	Lv 2.25 MON
1.10 TUE	1.10 TUE	Lv	Pendleton	Ar 1.30 MON
2.50 " "	2.50 " "	Lv	Umatilla	12.20 MON
3.55 " "	3.55 " "	Lv	Wallula	11.30 SUN
5.15 " "	5.15 " "	Lv	Ayer	10.00 SUN
7.50 TUE	7.50 TUE	Ar	Spokane (P.T.)	Lv 7.40 SUN

Equipment for Table T

★ NO. 33-15-66—NORTHWEST SPECIAL—PACIFIC—DAILY
No. 33 to Pocatello; No. 15 to Pendleton; No. 66 to Spokane.

Club Lounge Car.....Pocatello to Pendleton.
Standard Sleeping Cars....Salt Lake to Spokane—12 Sec., D. R. (open 9:30 p.m.).
Pocatello to Pendleton—8 Sections, 1 DR, 2 Compts.
(for Portland).
Pocatello to Pendleton—10 Sections, 3 Double Bedrooms (No. 17 from Denver).
Pocatello to Pendleton—10 Sections, D. R., Compt.
(No. 21 from Chicago).
Tourist Sleeping Car.....Salt Lake City to Spokane—14 Sec., (open 9:30 p.m.).
Reclining Seat Coaches....Salt Lake to Spokane (No. 17 Pocatello to Pendleton).
Pendleton to Spokane.
Dining Car.....Meal service.

★ NO. 33-17-66—NORTHWEST SPECIAL—IDAHOAN—DAILY
No. 33 to Pocatello; No. 17 to Pendleton; No. 66 to Spokane.

Reclining Seat Coaches....Salt Lake City to Spokane.
Dining Car.....Meal service.

★ NO. 65-16-34—PACIFIC—NORTHWEST SPECIAL—DAILY
No. 65 to Pendleton; No. 16 to Pocatello; No. 34 to Salt Lake City.

Club Lounge Car.....Pendleton to Pocatello.
Standard Sleeping Car.....Spokane to Salt Lake City—12 Sections, Drawing-room.
Tourist Sleeping Car.....Spokane to Salt Lake City—14 Sections.
Reclining Seat Coaches....Spokane to Salt Lake City.
Spokane to Pendleton.
Pendleton to Pocatello.
Dining Car.....Pendleton to Ogden.

Chicago—Salt Lake City—Sun Valley

		Condensed Schedules			
No. 1-11-29-55 Daily Example	No. 1-11-29-55 Daily Example	Table V In effect beginning December 21, 1946		No. 56-11-30-2 Daily Example	No. 56-11-30-2 Daily Example
No. 1	2.00 SUN	Lv	Chicago (Ct. C. & N. W.)	Ar 2.40 TUE	No. 2
No. 1	12.40 MON	Lv	Omaha (Un. Pac.)	Ar 4.10 TUE	No. 2
No. 11	10.20 MON	Lv	Cheyenne (MT)	Ar 5.25 MON	No. 12
No. 29	6.50 MON	Lv	Salt Lake City (MT)	Ar 8.00 MON	No. 30
No. 55	3.20 TUE	Ar	Shoshone (MT)	Ar 12.15 MON	No. 56
No. 55	6.30 TUE	Ar	Sun Valley (MT)	Lv 10.00 SUN	No. 56

Equipment for Table V

★ NO. 1-11-29-55—DAILY
No. 1 to Cheyenne; No. 11 to Pocatello; No. 29 to Pocatello; No. 55 to Sun Valley
Standard Sleeping Cars....Chicago to Sun Valley—10 Sections, D. R., Compt.
Salt Lake City to Sun Valley—10 Sections, D. R., Compts.
Dining Car.....Meal service.

★ NO. 56-11-30-2—DAILY
No. 56 to Pocatello; No. 12 to Cheyenne; No. 2 to Chicago;
No. 30 Pocatello to Salt Lake City

Standard Sleeping Cars....Sun Valley to Chicago—10 Sections, D. R., Compt.
Shoshone to Salt Lake City—10 Sections, D. R., Compts.
Dining Car.....Meal service.

See Table C, pages 10 and 11, and Table R on page 23, for additional equipment on these trains.

SALT LAKE CITY-BOISE-PORTLAND-SEATTLE

No. 31-11-401 Example	No. 33-17-457 Example	Table U Condensed Schedules All Trains Daily		No. 458-16-34 Example	No. 402-12-32 Example
5.30 SUN	11.45 SUN	Lv	Salt Lake City (M.T.)	Ar 10.45 MON	11.00 MON
7.05 " "	1.15 MON	Lv	Ogden	Ar 9.15 " "	9.20 " "
10.35 " "	4.55 " "	Ar	Pocatello	Lv 5.40 " "	5.40 " "
11.05 SUN	9.30 " "	Lv	Pocatello	Ar 5.05 " "	5.10 " "
12.18 MON	10.50 " "	Lv	Minidoka	Ar 3.55 " "	4.00 " "
1.17 MON	11.51 MON	Ar	Shoshone	" 2.55 MON	3.00 MON
6.30 MON	♦ 2.00 MON	Ar	Sun Valley	♦ LV 12.15 MON	10.00 SUN
10.00 SUN	♦ 9.30 MON	Lv	Sun Valley	♦ Ar 5.00 MON	6.30 MON
1.17 MON	11.51 MON	Lv	Shoshone	Ar 2.55 MON	3.00 MON
4.20 " "	3.35 " "	Lv	Boise	11.55 " "	11.55 SUN
7.15 " "	6.45 " "	Ar	Huntington (M.T.)	Lv 9.20 " "	9.10 " "
6.30 " "	6.00 " "	Lv	Huntington (P.T.)	Ar 8.05 " "	8.00 " "
7.55 " "	7.38 " "	Lv	Baker	Lv 6.32 " "	6.28 " "
9.25 " "	9.45 MON	Lv	La Grande	5.10 " "	5.10 " "
12.05 " "	12.45 TUE	Lv	Pendleton	" 2.25 MON	2.30 " "
3.18 " "	4.20 " "	Ar	The Dalles	11.20 SUN	11.20 " "
5.30 MON	7.15 TUE	Ar	Portland	Lv 9.15 SUN	9.00 SUN
11.30 MON	8.30 TUE	Lv	Portland	Ar 8.50 SUN	6.45 SUN
5.00 TUE	12.40 " "	Lv	Tacoma	Ar 5.05 " "	1.00 SUN
6.45 TUE	2.15 TUE	Ar	Seattle (P.T.)	Lv 3.50 SUN	11.30 SAT

Equipment for Table U

★ NO. 31-11-401—UTAHAN—PORTLAND ROSE—DAILY
No. 31 to Pocatello; No. 11 to Portland; No. 401 to Seattle.

Club Lounge Car.....Pocatello to Portland.
Standard Sleeping Cars....Salt Lake City to Boise—10 Sections, D. R., Compartment (occupancy until 7:30 a.m.).
Salt Lake to Portland—6 Sections, 6 Roomettes, 4 Double Bedrooms.
Reclining Seat Coaches....Salt Lake City to Pocatello.
Pocatello to Portland; Portland to Seattle.
Dining Car.....Meal service.

★ NO. 33-17-457—NORTHWEST SPECIAL—IDAHOAN—DAILY
No. 33 to Pocatello; No. 17 to Portland; No. 457 to Seattle.

Reclining Seat Coaches....Salt Lake City to Pendleton. (No. 66 to Spokane).
(Passengers for Portland make car to car change after leaving Pocatello).
Pocatello to Portland; Portland to Seattle.
Dining Car.....Meal service.

★ NO. 458-16-34—PACIFIC—NORTHWEST SPECIAL—DAILY
No. 458 to Portland; No. 16 to Pocatello; No. 34 to Salt Lake City.

Club Lounge Car.....Portland to Pocatello.
Standard Sleeping Cars....Portland to Pocatello—10 Sections, D. R., Compt.
(for Chicago).
Portland to Pocatello—8 Sections, 1 DR, 2 Compts.
Pendleton to Salt Lake City—12 Sections, D. R. (No. 65 from Spokane).
Tourist Sleeping Cars....Portland to Pocatello—16 Sections (for Chicago).
Pendleton to Salt Lake City—14 Sections (No. 65 from Spokane).
Reclining Seat Coaches....Seattle to Portland; Portland to Pocatello.
Pendleton to Salt Lake City (No. 65 from Spokane).
Dining Car.....Meal service.

★ NO. 402-12-32—PORTLAND ROSE—UTAHAN—DAILY
No. 402 to Portland; No. 12 to Pocatello; No. 32 to Salt Lake City.

Club Lounge Car.....Portland to Pocatello.
Standard Sleeping Cars....Portland to Salt Lake City—6 Sections, 6 Roomettes, 4 Double Bedrooms.
Boise to Salt Lake City—10 Sections, D. R., Compartment (open 9:30 p.m.)
Reclining Seat Coaches....Seattle to Portland; Portland to Pocatello; Pocatello to Salt Lake City.
Dining Car.....Meal service.

Footnotes for Page 24

♦ Motor bus. This service is provided passengers arriving or departing Shoshone and holding through rail tickets to and from Ketchum and room reservations at Sun Valley.

★ Regularly assigned through cars air-conditioned.

Time from 12.01 midnight to 12.00 noon shown in light face type.

Time from 12.01 noon to 12.00 midnight shown in heavy face type.

(M.T.) Mountain Time. (P.T.) Pacific time.

Protect your Luggage

Ticket Offices
And Baggage Counters

have a supply of Baggage Identification Labels that contain a space where you can fill in your complete permanent address. The label can be pasted permanently to the inside or outside of your baggage, or placed among the contents. If your baggage is misplaced or lost, you will find this identification helpful in having it returned.

Help Us Help You to Prevent Baggage Loss
Ask for Some of these Labels

While in Salt Lake City—

Spend some time in unique sightseeing and joyous recreation that cannot be duplicated anywhere. ● See historic Mormon shrines and the Temple Square. ● Get a close-up view of the buoyant waters of Great Salt Lake. ● Take a complete motorbus tour of this romantic city and its environs. ● Over night from Salt Lake City you can go by rail to Idaho—to Montana—to Colorado—to Las Vegas and colossal Boulder Dam—and to California.

Do You Know About Our Prepaid Ticket Order Plan?

- We have a plan whereby you may purchase, at your railroad station, an order for railroad service, to be used by a member of your family, or any other person you may designate, at some distant station.
- This service offers a particularly safe and convenient way of providing tickets and other railroad service to students returning home at holiday and vacation time.
- These prepaid orders may include railroad tickets, sleeping and parlor car tickets, and cash for meals and other incidentals. Your railroad agent will handle them for you—by telegraph if necessary—and they will be delivered without service charge to any person you may specify, anywhere in the United States or Canada.

UNION PACIFIC RAILROAD

LATEST ADDITION
to Streamliner FLEET

City of St. Louis

Here is a complete new service for the traveler to and from the St. Louis—Kansas City gateway and the Pacific Coast, at No Extra Fare.

- Reserved seat coaches and standard Pullmans to and from Denver—to and from Los Angeles—to and from Portland. Standard Pullman to and from San Francisco, and reserved seat coach service by car to car change at Cheyenne.
- Club Car for use of Pullman passengers.
- Dining Car with complete meal service for all passengers.
- Only about 50 hours to or from St. Louis and the Pacific Coast. Saves time, saves money.

FOR DEPENDABLE TRANSPORTATION

Be Specific—
say "UNION PACIFIC"




Complete
Express
Service

Railway Express is a complete, nation-wide shipping service, employing the facilities of America's railroads.

RAILWAY EXPRESS
AGENCY INC.

SOME OF THE SLEEPING CAR ACCOMMODATIONS


OFFERED ON UNION PACIFIC TRAINS ARE PICTURED ON THIS AND THE FOLLOWING PAGE




A Section in Day Use

The Section

In semi-privacy of a section individuals or small groups enjoy many comforts of modern travel. Each section is individually lighted. Luggage space is well arranged. In day use each seat has ample room for two passengers. In night use both the lower and the upper berth accommodate one or two adults. The beds are 6 feet, 2 inches long and 35 inches wide. Mattresses are deep, soft, and restful, and the two pillows in each berth are the finest obtainable.




A Section in Night Use



Compartment in Day Use

The Compartment

This accommodation is ideal for two persons or a small family. It affords complete privacy and has its own individual toilet facilities, the same as all private rooms. There is a deep-cushioned sofa for day use, and also a comfortable lounge chair, providing ample room to seat four persons. At night the sofa converts into an extra long bed (6 ft. 5 in.) of standard width. Upper berth is above the window and at right angles to bed.



Compartment in Night Use

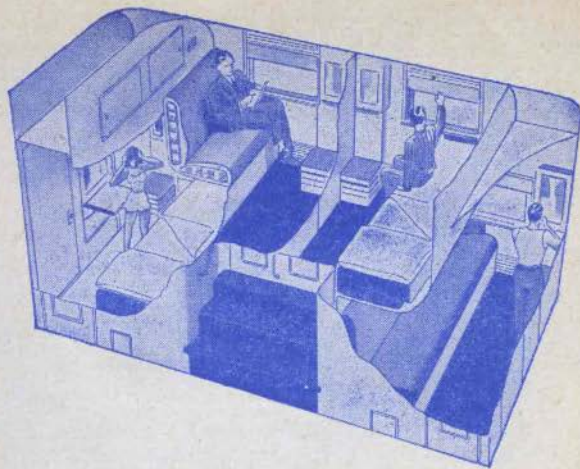
PULLMAN RATES ARE QUOTED ON PAGES 28 AND 29 OF THIS FOLDER

UNION PACIFIC RAILROAD

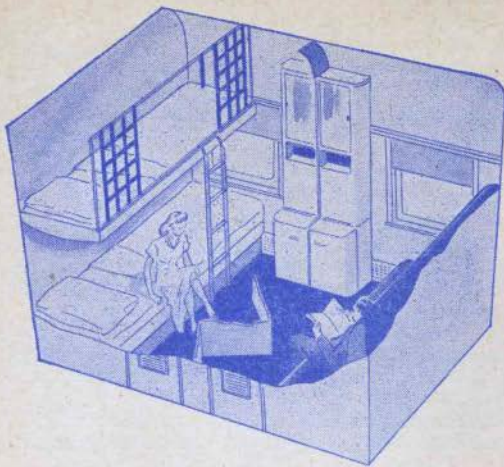
Road of *The Streamliners* and *The Challengers*

The Bedroom

The single or "Duplex" arrangement has rooms on two levels. Illustration shows them in both day and night-time use. The roomy sofa for day use converts into a comfortable single bed. Double bedrooms, shown at left, give maximum privacy in limited space. The sofa for day use is a bed at night (6 ft. 5 in.), over which there is an upper berth. All bedrooms have complete toilet facilities, clothes locker, mirror, and luggage space.



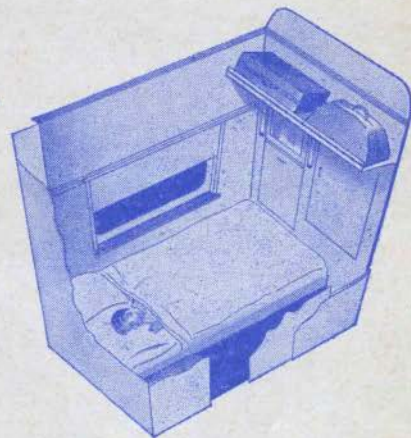
Duplex Single Bedroom — Day and Night Use




Double Bedroom — Day and Night Use

The Roomette

This type of room is ideal for a person traveling alone. It affords utmost comfort in restricted space. In day use the extra long bed (6 ft. 5 in.) folds into the wall, leaving a deep-cushioned, roomy sofa seat. At night it is lowered for use, as shown in illustration. There is ample luggage space, locker for clothes, and a mirrored toilet cabinet. Complete privacy is afforded, including individual toilet and lavatory. Ventilation, heat and light are easily regulated.



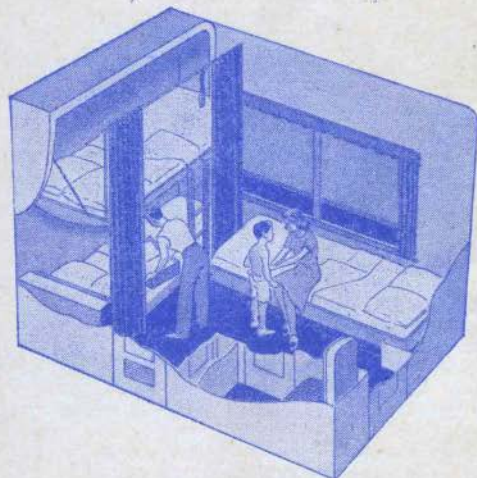
A Roomette in Night Use




A Roomette in Day Use

The Drawing Room

The utmost in travel luxury is had in this truly spacious accommodation. Ideal for family groups because of complete privacy and its living room atmosphere in day service. There are two comfortable lounge chairs. Plenty of clothes and luggage room. Toilet facilities are completely private. The deep-cushioned daytime sofa converts to an extra long bed (6 ft. 5 in.) of standard width. An upper berth of easy access, is let down for night use. A third bed folds down from the wall at right angles to the sofa.



Drawing Room in Night Use



Drawing Room in Day Use

GENERAL INFORMATION

Not Responsible. The Union Pacific Railroad is not responsible for errors in time tables, inconvenience or damage resulting from delayed trains or failure to make connections; schedules, consists and designations of trains shown herein are subject to change without notice. No responsibility is assumed for unchecked articles left in stations or cars.

Children under 5 years of age free, when accompanied by parent or guardian; 5 years of age and under 12, one-half fare; 12 years of age or over, full fare:

Exception: In connection with special service charge tickets on streamliner trains, City of Los Angeles and City of San Francisco, the following governs: Children five (5) years of age and over will be assessed the adult service charge. Children under five (5) years of age must be accompanied by parent or adult guardian. Children under five (5) years of age not occupying space in coaches or sleeping cars to the exclusion of other passengers will not be assessed a special service charge. Children under five (5) years of age occupying space in coaches or sleeping cars to the exclusion of other passengers will be assessed the adult special service charge. Two or more children under five (5) years of age may occupy the same space as may be occupied by one adult passenger upon payment of the special service charge for one adult passenger. The above charges are in addition to the required passage and sleeping car tickets.

No person, who because of mental, physical or other disability, is incapable of caring properly for himself or herself will be received as a passenger unless accompanied by a competent attendant, and no contract for transportation or ticket purchased by or for such a person in contravention of this rule shall be valid.

Adjustment of Fares. In case of dispute with Conductors or Agents, pay the fare required, take receipt and write to C. J. Collins, General Passenger Traffic Manager, Union Pacific Railroad, Omaha 2, Nebraska.

Redemption of Tickets. Tickets unused, or partly used, will be redeemed under tariff regulations at proper value, after deducting proper tariff charges for service rendered thereon.

Limit on Tickets. All regular local and interline one-way tickets will be limited to 30 days in addition to date of sale. Stop-overs will be allowed at all points within limit, upon application to conductor without deposit of ticket.

Baggage Maximums. For passengers presenting adult ticket, 150 pounds; children's half-fare ticket, 75 pounds. Free allowance subject to tariff stipulations as to contents, weight, value and size. For Around-the-World and Trans-Pacific passengers holding any class of ticket except special coach, 350 pounds of baggage, not exceeding \$100.00 in value, may be checked without additional charge for each adult ticket, and 175 pounds not exceeding \$50.00 in value for each child traveling on half-fare ticket.

Baggage Valuation. Checkable baggage consists of wearing apparel, toilet articles (except liquids) and such personal effects as the passenger may need for use while on the journey. *Jewelry, valuables, dishes, glassware, liquids, radios, etc., are not checkable and should not be included in baggage. Cedar chests will not be accepted as containers of checkable baggage. Paper or pasteboard cartons will not be accepted for checking, unless securely roped and of sufficient strength to withstand handling in baggage service, and weighing not in excess of 50 pounds.*

Passengers are urged, for the convenience and comfort of themselves and others on the train, to check all of their hand baggage except that actually needed for personal use enroute. It will be given best of care in the baggage car and be quickly available at the end of the journey.

Value of baggage must be declared at time of checking on prescribed form in passenger's own handwriting. Checkable baggage should be enclosed in strong locked containers, plainly marked with name and permanent address of owner.

Railroads will not be responsible for loss or damage to articles not properly checkable as baggage, or damage caused to legitimate baggage thereby.

Lost Articles should be inquired for by addressing H. C. Forgy, Manager, Mail Baggage and Express Traffic, Union Pacific Railroad, Omaha 2, Nebraska.

Union Pacific Rail Tickets Good Optionally on Buses of Interstate Transit Lines or Union Pacific Stages, Inc. Tickets good for passage over Union Pacific rail lines between any two points between which the Interstate Transit Lines or Union Pacific Stages, Inc., furnish motor bus service will be honored on motor buses with some exceptions. Consult Agent.

In cases where the Interstate Transit Lines or Union Pacific Stages, Inc., do not parallel the Union Pacific but reach a point located on a branch line of the Union Pacific, rail tickets will be honored to such branch line point by Union Pacific Railroad and from such point by the Interstate Transit Lines or Union Pacific Stages, Inc., or the reverse; provided published round trip rail side trip fare or double local is collected from main line junction and side trip rail coupons are attached to the through ticket.

This applies to all classes of tickets—one-way or round trip—except Caretakers or Drivers tickets, tickets endorsed "Railroad Special Rate Order", or tickets endorsed "not good on Motor Bus". Ask agent for particulars.

UNION PACIFIC TRAFFIC OFFICES

ABERDEEN, WASH.	3 Union Passenger Station, K and River Streets
ALHAMBRA, CALIF.	City Ticket Office, 121 West Main Street
ATLANTA 3, GA.	1232 Healey Building
BEND, ORE.	112 Oregon Avenue
BIRMINGHAM 3, ALA.	701 Brown-Marx Building
BOISE, IDAHO.	City Ticket Office, Idaho Bldg., 212 N. 8th Street
BOSTON 8, MASS.	208 Old South Bldg., 294 Washington Street
BUTTE, MONT.	609 Metals Bank Bldg., 8 West Park Street
CHEYENNE, WYO.	City Ticket Office, 120 West 16th Street
CHICAGO 3, ILL.	City Ticket Office, 1 S. LaSalle Street
CINCINNATI 2, OHIO.	303 Dixie Terminal Building
CLEVELAND 13, OHIO.	1407 Terminal Tower, 50 Public Square
DALLAS 1, TEXAS.	2108 Mercantile Bank Bldg.
DENVER 2, COLO.	City Ticket Office, 535 Seventeenth Street
DES MOINES 9, IA.	407 Equitable Bldg., 6th and Locust Streets
DETROIT 26, MICH.	612 Book Bldg., 1227 Washington Boulevard
FRESNO 1, CALIF.	207 Rowell Bldg., Tulare Street and Van Ness Avenue
GLENDALE 3, CALIF.	City Ticket Office, 206 North Brand Boulevard
HOLLYWOOD 28, CALIF.	City Ticket Office, 6702 Hollywood Boulevard
KANSAS CITY 6, MO.	City Ticket Office, 2 East Eleventh Street
LEWISTON, IDAHO.	Room 7, Union Depot
LINCOLN 8, NEB.	City Ticket Office, 130 S. 13th Street
LONG BEACH 2, CALIF.	City Ticket Office, 144 Pine Avenue
LOS ANGELES 14, CALIF.	City Ticket Office, Union Pacific Bldg.
MEMPHIS 3, TENN.	1720 Sterick Bldg., 8 North Third Street
MILWAUKEE 3, WIS.	814 Warner Bldg., 212 W. Wisconsin Avenue
MINNEAPOLIS 2, MINN.	890 Northwestern Bank Bldg., 620 Marquette Avenue
NEW ORLEANS 12, LA.	504 Canal Bldg., 210 Baronne Street
NEW YORK 20, N. Y.	626 Fifth Ave., Suite 350, Rockefeller Center
OAKLAND 12, CALIF.	215 Central Bank Bldg., 436 14th Street

C. J. COLLINS
General Passenger Traffic Manager
OMAHA 2, NEBR.

A. J. SEITZ
Vice-President—Traffic
OMAHA 2, NEBRASKA

W. T. BURNS
General Freight Traffic Manager
OMAHA 2, NEBR.

UNION PACIFIC RAILROAD