

January 1, 1952

Provided by
www.uphs.org



January 1, 1952

UNION PACIFIC RAILROAD

UNION PACIFIC RAILROAD

TIME TABLES

TIME TABLES



TABLE OF CONTENTS

Section	Page	Section	Page
Index to Union Pacific Stations.....	3 to 5	Connecting Bus Lines Service.....	42
Coast to Coast Sleeping Car Service.....	6 and 7	Address of Principal Union Pacific Stations.....	42
Equipment of Through Trains.....	8 to 23	Sleeping Car Accommodations.....	45
Condensed Train Schedules.....	8 to 23	Railroad Fares.....	46 and 47
Complete Train Schedules.....	24 to 41	Pullman Sleeping Car Charges.....	48 and 49
Map of Union Pacific and Connecting Lines.....	26 and 27	Special Service Charges.....	49
Connecting Rail Lines Service.....	32, 43 and 44	Union Pacific Representatives.....	50 and 51

INFORMATION

Miles shown on mile posts read westward from Council Bluffs, Iowa. Miles shown herein are from Omaha, Nebraska. (Variance approximately 3 miles.)

Time from midnight to noon inclusive, is indicated by light face type; **from noon to midnight inclusive, by dark face type.**

Any person who, because of mental, physical or other disability, is incapable of properly caring for himself or herself, will be received as a passenger **ONLY** when accompanied by a competent attendant.

As additional new leg rest seat coaches are received, they are being assigned to the Pacific Coast streamliners. Every effort is made to maintain this service, but operation of non-leg rest coaches may be necessary on occasions due to emergencies or shortages.

On trains that carry chair car porters, there is no charge for the services of the porter. He will, however, collect a nominal charge for pillows.

Children under 5 years of age ride free, when accompanied by parent or guardian; 5 years of age and under 12, pay one-half fare; 12 years of age and over, pay full fare.

Should any question or difference of understanding arise with agents or conductors as to proper fare or ticket privileges, please pay fare requested, take receipt, and communicate with General Passenger Traffic Manager, Omaha 2, Nebr.

Tickets unused or partly used, will be redeemed under tariff regulations at proper value. Consult any Union Pacific office or write to Gen'l Passenger Traffic Mgr., Omaha 2, Nebr.

Stopovers are permitted at all points within final limit of tickets by notifying conductor.

Many attractive side trips and optional routes are available. Ask your local Agent or any Union Pacific representative for details.

Tickets reading via Union Pacific Railroad will be honored by Overland Greyhound Bus Lines between any two points between which those two companies jointly operate.

You are requested to purchase your tickets before boarding the train.

At Chicago the Parmelee coupon on a through railroad ticket entitles the holder, without additional charge, to have himself and hand luggage transferred in a Parmelee car from his incoming to his outgoing station or to a downtown destination. Or, when there is at least a 3-hour interval between arrival of train in Chicago and scheduled departure time from outgoing station, Parmelee will transfer such luggage to the

passenger's outgoing station where it can be claimed at the parcel check room. The only cost is the usual parcel checking fee, 15 cents for each bag or parcel.

It is desirable to mark or tag each piece of baggage (for easy identification) with your name and address and, in addition, place your name and permanent address inside each piece, whether it is checked or carried with you on the train. Ask Ticket or Baggage Agent for free address labels.

For the convenience and comfort of themselves and others, passengers are requested to check their hand baggage whenever possible, except that actually needed for personal use enroute. No responsibility is assumed for unchecked articles left in stations, on platforms or in cars.

Checkable baggage consists of wearing apparel, toilet articles and such personal effects as the passenger may need for use on the trip.

Money, jewelry, negotiable papers, liquids, fragile or perishable articles, radios, typewriters, dishes and household goods must not be included in checked baggage.

One hundred and fifty (150) pounds of baggage, not exceeding one hundred dollars (\$100.00) in value, may be checked free on each adult ticket, and one-half those amounts in connection with half-fare tickets.

Passengers have the privilege of declaring additional value on checked baggage, not to exceed a total of \$2500.00, upon payment of a nominal charge. Consult Baggage Agent.

Dogs or other small household pets will be transported in baggage cars, subject to tariff regulations, or they may be taken into room accommodations when in suitable containers and subject to Pullman Company regulations. Ask your Agent for full details.

No single piece of baggage, exceeding 300 pounds in weight, 72 inches in greatest dimension, or single shipments in excess of \$2500.00 in value, will be checked. *Exception:* Boxes of heavy or corrugated pasteboard are limited to a gross weight of 50 pounds each.

All baggage should be marked plainly on outside with name and address of the owner.

In case of lost articles, communicate with Manager, Mail, Baggage & Express Traffic, Omaha 2, Nebr.

Union Pacific Railroad is not responsible for errors in time tables, inconvenience or loss resulting from delayed trains, failure to make connections, air conditioning failures, or emergency substitutions in equipment. Schedules, consists and designations of trains shown in this folder are subject to change without notice.



COAST-TO-COAST THROUGH SLEEPING CAR SERVICE

Between New York City and Los Angeles

The General No. 49		New York and Los Angeles via Pennsylvania Railroad and Overland Route		Los Angeles Limited No. 2		Advance Commodore Vanderbilt No. 65		New York and Los Angeles via New York Central and Overland Route		Los Angeles Limited No. 2	
Los Angeles Limited No. 1		No Extra Fare		Pennsylvania Limited No. 2		Los Angeles Limited No. 1		No Extra Fare		Lake Shore Limited No. 22	
Daily—Example				Daily—Example		Daily—Example		Daily—Example		Daily—Example	
		Penns R. R.						New York Central			
5.00	FRI	Lv New York (E. S. T.)	Ar	11.59	MON	3.30	FRI	Lv New York (E.S.T.)	Ar	12.30	MON
6.20	FRI	Lv N. Philadelphia (E.S.T.)	Ar	10.30	"	7.30	SAT	Ar Chicago (C.S.T.)	Lv	6.30	SUN
12.54	FRI	Lv Pittsburgh (E.S.T.)	Ar	3.30	MON			C. & N. W.			
8.20	SAT	Ar Chicago (C. S. T.)	Lv	6.30	SUN	12.01	SAT	Lv Chicago (C.S.T.)	Ar	2.00	SUN
		C. & N. W.				3.57	"	" Cedar Rapids	Lv	9.25	"
12.01	SAT	Lv Chicago (C.S.T.)	Ar	2.00	SUN	6.25	"	" Boone	"	7.15	"
3.57	"	" Cedar Rapids	Lv	9.25	"	9.00	SAT	Ar Omaha	Lv	4.30	SUN
6.25	"	" Boone	"	7.15	"			Union Pacific			
9.00	SAT	Ar Omaha	Lv	4.30	SUN	9.25	SAT	Lv Omaha	Ar	3.50	SUN
		Union Pacific				12.05	SUN	" Grand Island	Lv	1.15	SUN
9.25	SAT	Lv Omaha	Ar	3.50	SUN	2.20	"	Ar N. Platte (C.S.T.)	Lv	11.00	SAT
12.05	SUN	" Grand Island	Lv	1.15	SUN	1.30	"	Lv N. Platte (M.S.T.)	Ar	9.28	"
2.20	"	Ar N. Platte (C.S.T.)	Lv	11.00	SAT	3.50	"	" Sidney	Lv	7.40	"
1.30	"	Lv N. Platte (M.S.T.)	Ar	9.28	"	6.00	"	Ar Cheyenne	Lv	6.00	"
3.50	"	" Sidney	Lv	7.40	"	6.10	"	Lv Cheyenne	Ar	5.45	"
6.00	"	Ar Cheyenne	Lv	6.00	"	7.40	"	" Laramie	Lv	4.25	"
6.10	"	Lv Cheyenne	Ar	5.45	"	9.55	"	" Rawlins	"	2.05	"
7.40	"	" Laramie	Lv	4.25	"	12.50	"	" Green River	"	11.20	"
9.55	"	" Rawlins	"	2.05	"	5.00	"	" Ogden	"	7.30	"
12.50	"	" Green River	"	11.20	"	6.00	"	" Salt Lake City	"	6.20	"
5.00	"	" Ogden	"	7.30	"	9.40	SUN	" Milford (M.S.T.)	"	2.25	SAT
6.00	"	" Salt Lake City	"	6.20	"	2.45	MON	Lv Las Vegas (P.S.T.)	"	7.45	FRI
9.40	SUN	" Milford (M.S.T.)	"	2.25	SAT	8.30	"	Ar San Bernardino	"	1.50	"
2.45	MON	Lv Las Vegas (P.S.T.)	"	7.45	FRI	9.00	"	" Riverside	"	1.25	"
8.30	"	Ar San Bernardino	"	1.50	"	10.10	"	" East Los Angeles	"	12.20	"
9.00	"	" Riverside	"	1.25	"	10.40	MON	Ar Los Angeles	Lv	12.01	FRI
10.10	"	" East Los Angeles	"	12.20	"						
10.40	MON	Ar Los Angeles	Lv	12.01	FRI	10.35	MON	Ar Alhambra	"	11.35	FRI
10.35	MON	Ar Alhambra	"	11.35	FRI	10.50	"	Ar Pasadena	"	11.20	"
10.50	"	Ar Pasadena	"	11.20	"	11.15	"	Ar Glendale (City)	"	10.55	"
11.15	"	Ar Glendale (City)	"	10.55	"	11.20	"	Ar Anaheim	"	10.50	"
11.20	"	Ar Anaheim	"	10.50	"	11.05	"	Ar Long Beach	"	10.55	"
11.05	"	Ar Long Beach	"	10.55	"	11.30	MON	Ar San Pedro (P.S.T.)	Lv	10.20	FRI
11.30	MON	Ar San Pedro (P.S.T.)	Lv	10.20	FRI						

Coast-to-Coast Equipment

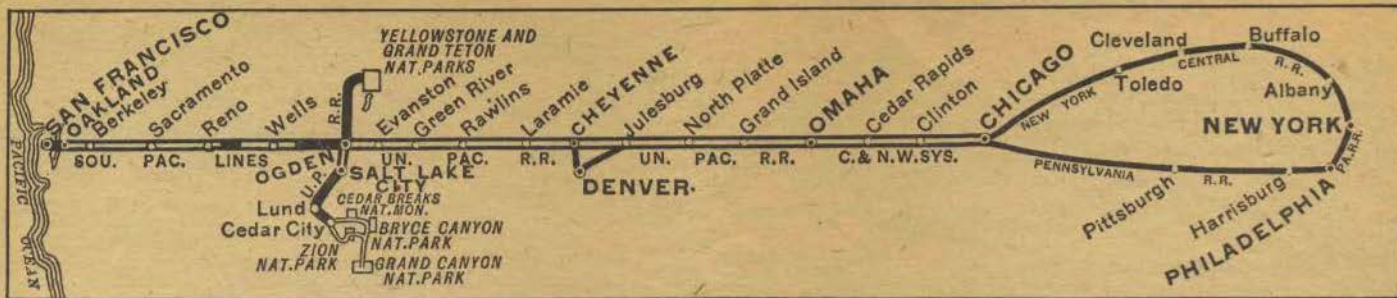
Nos. 49-1 and 2-2

Standard Sleeping Cars. New York City to Los Angeles—
10 Roomettes, 6 Double Bedrooms.
Los Angeles to New York City—
10 Roomettes, 6 Double Bedrooms.

Nos. 65-1 and 2-22

Standard Sleeping Cars. New York City to Los Angeles—
10 Roomettes, 6, Double Bedrooms.
Los Angeles to New York City—
10 Roomettes, 6 Double Bedrooms.

♦ Motor bus connections with main line trains at East Los Angeles. See tables 7, 8 and 9 for complete information on bus schedules to and from East Los Angeles.



COAST-TO-COAST THROUGH SLEEPING CAR SERVICE

Between New York City and San Francisco

The Wolverine No. 17	New York and San Francisco via New York Central and Overland Route	San Francisco Overland No. 28	Pennsylvania Limited No. 1	New York and San Francisco via Pennsylvania Railroad and Overland Route	San Francisco Overland No. 28
San Francisco Overland No. 27	No Extra Fare	Lake Shore Limited No. 22	San Francisco Overland No. 27	No Extra Fare	The Admiral No. 70
Alternate Days See Note 1		Alternate Days See Note 2	Alternate Days See Note 3		Alternate Days See Note 4
New York Central					
6.15 FRI	Lv New York (E.S.T.)	Ar	12.30 MON	Lv New York (E.S.T.)	Ar 11.45 MON
7.10 SAT	Ar Detroit	Lv	8.11 FRI	Lv N. Philadelphia (E.S.T.)	Ar 10.16 "
11.15 SAT	Ar Chicago (C.S.T.)	Lv 6.30 SUN	2.56 SAT	Ar Pittsburgh (E.S.T.)	Ar 3.13 MON
C. & N. W.					
3.30 SAT	Lv Chicago (C.S.T.)	Ar 1.00 SUN	10.25 SAT	Ar Chicago (C.S.T.)	Lv 5.30 SUN
7.16 SAT	" Cedar Rapids	Lv 8.38 "	3.30 SAT	Lv Chicago (C.S.T.)	Ar 1.00 SUN
9.44 SAT	" Boone	Lv 6.30 "	7.16 SAT	" Cedar Rapids	Lv 8.38 "
12.30 SUN	Ar Omaha	Lv 3.45 SUN	9.44 SAT	" Boone	Lv 6.30 "
Union Pacific					
12.55 SUN	Lv Omaha	Ar 3.20 SUN	12.30 SUN	Ar Omaha	Lv 3.45 SUN
3.32 "	" Grand Island	Lv 12.25 SUN	12.55 SUN	Lv Omaha	Ar 3.20 SUN
5.50 "	Ar N. Platte (C. S. T.)	Lv 10.00 SAT	3.32 "	" Grand Island	Lv 12.25 SUN
5.00 "	Lv N. Platte (M. S. T.)	Ar 8.50 "	5.50 "	Ar N. Platte (C. S. T.)	Lv 10.00 SAT
7.30 "	" Sidney	Lv 7.00 "	5.00 "	Lv N. Platte (M. S. T.)	Ar 8.50 "
9.50 "	Ar Cheyenne	Lv 5.20 "	7.30 "	" Sidney	Lv 7.00 "
10.00 "	Lv Cheyenne	Ar 5.05 "	9.50 "	Ar Cheyenne	Lv 5.20 "
11.30 "	" Laramie	Lv 3.45 "	10.00 "	Lv Cheyenne	Ar 5.05 "
1.45 "	" Rawlins	Lv 1.25 "	11.30 "	" Laramie	Lv 3.45 "
4.40 "	" Green River	Lv 10.50 "	1.45 "	" Rawlins	Lv 1.25 "
8.33 SUN	Ar Ogden (M. S. T.)	Lv 6.55 SAT	4.40 "	" Green River	Lv 10.50 "
Southern Pacific					
9.00 SUN	Lv Ogden (M.S.T.)	Ar 6.25 SAT	8.33 SUN	Ar Ogden (M. S. T.)	Lv 6.55 SAT
6.41 MON	" Reno (P.S.T.)	Lv 6.39 FRI	9.00 SUN	Lv Ogden (M.S.T.)	Ar 6.25 SAT
7.37 "	" Truckee	Lv 5.32 "	6.41 MON	" Reno (P.S.T.)	Lv 6.39 FRI
11.35 "	Ar Sacramento	Lv 1.40 "	7.37 "	" Truckee	Lv 5.32 "
11.40 "	Lv Sacramento	Ar 1.35 "	11.35 "	Ar Sacramento	Lv 1.40 "
1.25 "	Ar Berkeley	Lv 11.46 "	11.40 "	Lv Sacramento	Ar 1.35 "
1.35 "	" Oakland (16th St.)	Lv 11.38 "	1.25 "	Ar Berkeley	Lv 11.46 "
1.45 "	" Oakland Pier	Lv 11.30 "	1.35 "	" Oakland (16th St.)	Lv 11.38 "
2.20 MON	Ar San Francisco (P.S.T.)	Lv 11.00 FRI	1.45 "	" Oakland Pier	Lv 11.30 "
			2.20 MON	Ar San Francisco (P.S.T.)	Lv 11.00 FRI

NOTE 1: From New York — Westbound
 —ODD DAYS: Feb., April and May
 —EVEN DAYS: Jan., March and June

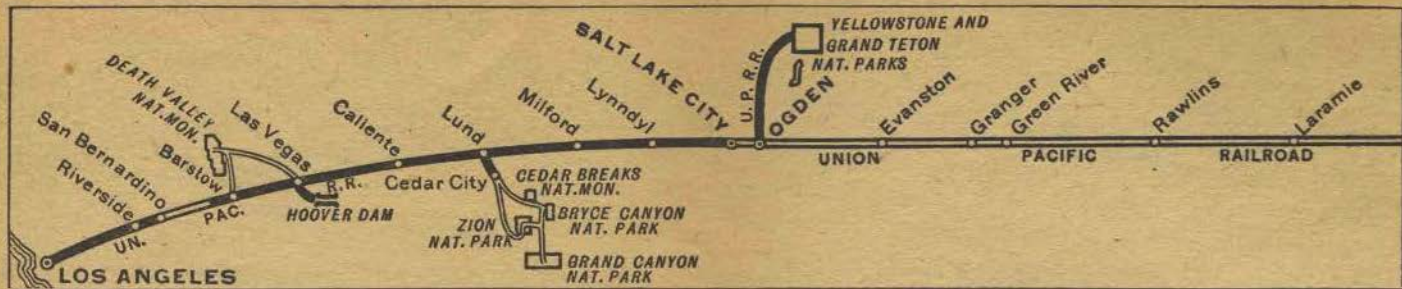
NOTE 2: From San Francisco — Eastbound
 —EVEN DAYS: Feb., April and May
 —ODD DAYS: Jan., March and June

NOTE 3: From New York — Westbound
 —EVEN DAYS: Feb., April and May
 —ODD DAYS: Jan., March and June

NOTE 4: From San Francisco — Eastbound
 —ODD DAYS: Feb., April and May
 —EVEN DAYS: Jan., March and June

Nos. 17-27 and 28-22
 Standard Sleeping Car. New York City to San Francisco—
 10 Roomettes, 6 Double Bedrooms.
 San Francisco to New York City—
 10 Roomettes, 6 Double Bedrooms.

Nos. 1-27 and 28-70
 Standard Sleeping Car. New York City to San Francisco—
 10 Roomettes, 6 Double Bedrooms.
 San Francisco to New York City—
 10 Roomettes, 6 Double Bedrooms.



NEW YORK, CHICAGO and MINNEAPOLIS to LOS ANGELES via Omaha and Salt Lake City

Table A Condensed Schedules All Trains Daily	Streamliner City of Los Angeles 103 ● Daily Example	Los Angeles Limited 1 Daily Example	Gold Coast Express 23-37 Daily Example	Utah Parks Service 1-9-309 3:10-9 Daily Ex. Summer Service
Lv New York (EST) N.Y.C.		3.30 FR		3.30 FR
Ar Chicago (C.S.T.)		7.30 SA		7.30 SA
Lv New York (EST) Penn. R.R.		5.00 FR		5.00 FR
Lv N. Philadelphia (E.S.T.)		6.20 FR		6.20 FR
Ar Chicago (C.S.T.)		8.20 SA		8.20 SA
Lv Chicago (CST) C.&N.W.	7.15 SU	12.01 SA	8.00 SU	12.01 SU
Ar Omaha	3.00 MO	9.00 SA	7.30 MO	9.00 SA
Lv Minneapolis C. & N. W.		11.40 SA	9.25 SU	11.40 SA
St. Paul		12.10 "	10.10 SU	12.10 "
St. Louis City		6.10 "	5.00 MO	6.10 "
Ar Omaha		8.40 SA	7.45 MO	8.40 SA
Lv Omaha (C.S.T.) Un. Pac.	3.10 MO	9.25 SA	8.20 MO	9.25 SA
Fremont		9.16 "	9.16 "	9.16 "
Columbus		10.12 "	10.12 "	10.12 "
Grand Island	5.10 "	12.05 SU	11.30 "	12.05 SU
Kearney		12.18 "	12.18 "	12.18 "
Ar North Platte (C.S.T.)	6.55 "	2.20 "	2.15 "	2.20 "
Lv North Platte (M.S.T.)	8.00 "	1.30 "	1.25 "	1.30 "
Sidney	7.43 "	3.50 "	3.55 "	3.50 "
Ar Cheyenne	9.25 "	6.00 "	6.10 "	6.00 "
Lv Cheyenne	9.35 "	6.10 "	6.20 "	6.10 "
Laramie	10.55 "	7.40 "	7.50 "	7.40 "
Rawlins	12.40 "	9.55 "	10.35 MO	9.55 "
Rock Springs		1.10 TU	1.10 TU	1.10 TU
Green River	3.00 "	12.50 "	1.55 "	12.50 "
Evanston	4.40 "	2.51 "	4.18 "	2.51 "
Ar Ogden	6.15 "	4.40 "	6.15 "	4.40 "
Lv Ogden	6.25 "	5.00 "	7.00 "	5.00 "
Ar Salt Lake City	7.10 "	5.50 "	8.00 "	5.50 "
Lv Salt Lake City	7.20 "	6.00 "	9.40 "	6.00 "
Lv Milford	10.30 MO	9.40 SU	2.55 "	4.15 MO
Ar Lund		3.40 TU	3.40 TU	3.40 TU
Ar Cedar City	Bryce-Grand Canyon-Zion Nat. Parks-Kaibab Forest		4.50 TU	6.30 MO
Lv Cedar City			2.15 TU	10.05 MO
Lv Lund (M.S.T.)			3.40 TU	4.00 TU
Lv Calliente (P.S.T.)			4.50 TU	4.00 TU
Ar Las Vegas	2.25 TU	2.45 MO	9.15 TU	7.10 TU
Ar San Bernardino	7.20 "	8.30 "	4.10 WE	12.55 "
Ar Riverside	8.00 "	9.00 "	4.50 "	1.25 "
Ar East Los Angeles	8.40 "	10.10 "	6.25 "	2.30 "
Ar Los Angeles (P.S.T.)	9.00 TU	10.40 MO	7.00 WE	3.00 TU
Ar Alhambra	9.05 TU	10.35 MO	6.50 WE	2.55 TU
Ar Pasadena	9.20 TU	10.50 MO	7.05 WE	3.10 TU
Ar Glendale (City)	9.40 TU	11.15 MO	7.25 WE	3.30 TU
Ar Anaheim	9.50 TU	11.20 MO	7.35 WE	3.40 TU
Ar Long Beach	9.35 TU	11.05 MO	7.20 WE	3.25 TU
Ar San Pedro (P.S.T.)	10.05 TU	11.30 MO	7.45 WE	3.50 TU

Equipment for Page 8

★ **NO. 103—Streamliner CITY OF LOS ANGELES—DAILY—Extra Fare**

Cars from Chicago run via C. & N. W. east of Omaha.
 Club Lounge Car ☉ Chicago to Los Angeles—(Radio, bath).
 Observation—Lounge ☉ Chicago to Los Angeles.
 Standard Sleeping Cars... Chicago to Los Angeles—Drawing-rooms, Compartments, Bedrooms, Roomettes, Sections.
 Reclining Seat—Chicago to Los Angeles—(all seats reserved).
 Leg Rest Coaches... Chicago to Los Angeles—For coach passengers.
 Cafe Lounge Car... Chicago to Los Angeles—For coach passengers.
 Dining Car... A la carte and club or table d'hote service.

★ **NO. 1—LOS ANGELES LIMITED—DAILY—No Extra Fare**

Cars from Chicago and Minneapolis-St. Paul run via C. & N. W. to Omaha; thence U. P.
 Club Lounge Car ☉ Chicago to Los Angeles—(Radio, bath).
 Standard Sleeping Cars... New York to Los Angeles—10 Roomettes, 6 Double Bedrooms (N.Y.C. No. 65 to Chicago).
 New York to Los Angeles—10 Roomettes, 6 Double Bedrooms (P.R.R. No. 49 to Chicago).
 Chicago to Los Angeles—2 D.R., 4 Compts., 4 Dbl. Bdrm.
 Chicago to Los Angeles—12 Roomettes, 4 Dbl. Bdrm.
 Chicago to Los Angeles—14 Sections.
 Omaha to Los Angeles—14 Sections.
 Minneapolis-St. Paul to Los Angeles—6 Sections, 6 Roomettes, 4 Dbl. Bedrooms (203-10-203 to Omaha).
 Reclining Seat Coaches... Chicago to Los Angeles (2 cars—all seats reserved).
 Coach Lounge Car... Chicago to Los Angeles (coach seats reserved).
 Dining Car... A la carte and club or table d'hote service.

★ **NO. 23-37—GOLD COAST—PONY EXPRESS—DAILY**

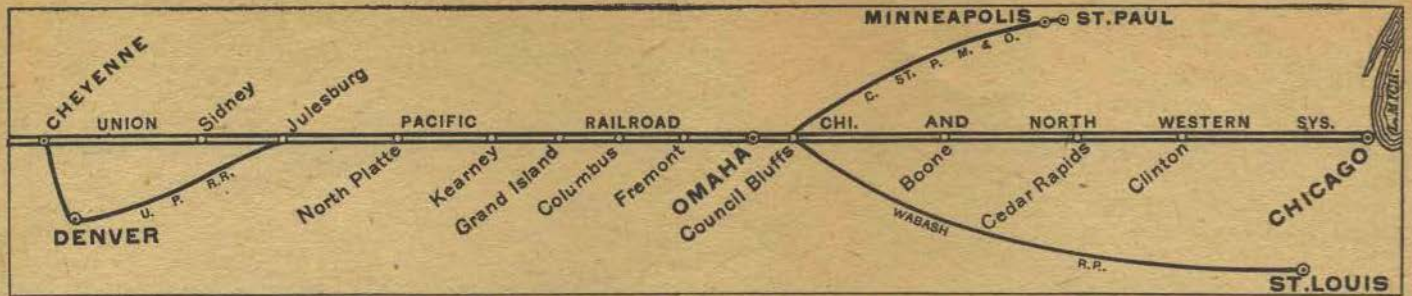
23 to Ogden; 37 to Los Angeles. Cars from Chicago run via C.&N.W. east of Omaha.
 Club Lounge Service ☉ Chicago to Los Angeles (Radio).
 Standard Sleeping Cars... Chicago to Los Angeles—10 Sec., 3 Dbl. Bedrooms.
 Chicago to Los Angeles—14 Sections.
 Ogden to Los Angeles—12 Sections, Drawing-room.
 (No. 37 from Kansas City).
 Salt Lake City to Los Angeles—10 Roomette, 6 Double Bedrooms. (No. 30 from Butte).
 Sun Valley to Los Angeles—10 Roomettes, 6 Double Bedrooms (56-12-32 to Salt Lake City). (Winter Season).
 Las Vegas to Los Angeles—8 Sec., D.R., 3 Dbl. Bdrms.
 Chicago to Los Angeles.
 Ogden to Los Angeles (No. 37 from Kansas City).
 Dining Car... Omaha to Las Vegas—a la carte and club or table d'hote service.

Footnotes for Page 8

- ☉ Club lounge cars are for the exclusive use of standard sleeping car passengers. The City of Los Angeles and Los Angeles Limited have lounge cars for coach passengers.
- ☐ Conditional stop; see Tables 1 or 3. * Motor Bus between Lund and Cedar City.
- ♣ Motor bus connections at East Los Angeles. See tables 7, 8 and 9 for complete information on bus schedules to and from East Los Angeles.
- Extra fare train; limited handling of baggage, consult agent. See tables 1 and 2.

- ★ Regularly assigned through cars air-conditioned. (f) Stops only on signal.
- (E.S.T.) Eastern standard time. (C.S.T.) Central standard time.
- (M.S.T.) Mountain standard time. (P.S.T.) Pacific standard time.

Time from 12:01 midnight to 12:00 noon shown in light face type.
 Time from 12:01 noon to 12:00 midnight shown in heavy face type.



LOS ANGELES to CHICAGO, NEW YORK and MINNEAPOLIS via Salt Lake City and Omaha

Table A Condensed Schedules All Trains Daily	Streamliner City of Los Angeles 104 ● Daily Example	Los Angeles Limited 2 Daily Example	Pony Express-Gold Coast 38-24 Daily Example	Utah Parks Service 10-309 3 10-10-2 Daily Example Summer Season
	↓ 3.15 SU	↓ 10.20 FR	↓ 5.50 SU	↓ 8.50 SU
Lv San Pedro (P.S.T.)	↓ 3.15 SU	↓ 10.20 FR	↓ 5.50 SU	↓ 8.50 SU
Lv Long Beach	↓ 3.50 SU	↓ 10.55 FR	↓ 6.25 SU	↓ 9.25 SU
Lv Anaheim	↓ 3.45 SU	↓ 10.50 FR	↓ 6.20 SU	↓ 9.20 SU
Lv Glendale (City)	↓ 3.40 SU	↓ 10.55 FR	↓ 6.25 SU	↓ 9.25 SU
Lv Pasadena	↓ 4.10 SU	↓ 11.20 FR	↓ 6.50 SU	↓ 9.50 SU
Lv Alhambra	↓ 4.25 SU	↓ 11.35 FR	↓ 7.05 SU	↓ 10.05 SU
Lv Los Angeles (P.S.T.)	5.00 SU	12.01 FR	7.30 SU	10.30 SU
" East Los Angeles	5.20 "	12.20 "	7.55 "	10.50 "
" Riverside	5.40 "	1.25 "	8.15 "	11.55 "
" San Bernardino	6.38 "	1.50 "	8.55 SU	12.20 SU
Lv Las Vegas	11.55 SU	7.45 FR	5.40 MO	6.30 MO
Lv Caliente (P.S.T.)			8.40 "	9.10 "
Ar Lund (M.S.T.)			11.50 MO	□ SU
Ar Cedar City			*1255 MO	6.30 MO
Lv Cedar City			*1020 MO	10.05 MO
Lv Lund			11.50 MO	□ MO
" Milford	5.37 MO	2.25 SA	12.40 "	12.55 MO
Ar Salt Lake City	8.40 "	6.10 "	5.15 "	4.45 "
Lv Salt Lake City	8.50 "	6.20 "	5.45 "	6.20 "
Ar Ogden	9.35 "	7.10 "	6.40 "	7.10 "
Lv Ogden	9.45 "	7.30 "	7.15 "	7.30 "
" Evanston	11.14 "	9.19 "	9.30 MO	9.19 "
" Green River	1.05 "	11.20 "	12.15 TU	11.20 "
" Rock Springs			12.40 "	□ "
" Rawlins	3.20 "	2.05 "	3.25 "	2.05 "
" Laramie	5.10 "	4.25 "	6.35 "	4.25 "
Ar Cheyenne	6.20 "	5.45 "	8.15 "	5.45 "
Lv Cheyenne	6.30 "	6.00 "	8.30 "	6.00 "
Lv Sidney	7.52 "	7.40 "	10.20 "	7.40 "
Ar North Platte (M.S.T.)	9.33 "	9.28 "	12.30 "	9.28 "
Lv North Platte (C.S.T.)	10.38 "	11.00 SA	1.40 "	11.00 MO
" Kearney	□ "	□ SA	3.40 "	□ TU
" Grand Island	12.31 MO	1.15 "	4.45 "	1.15 "
" Columbus	□ "	□ "	5.52 "	□ "
" Fremont	□ "	□ "	6.49 "	□ "
Ar Omaha	2.40 TU	3.50 SU	7.50 TU	3.50 TU
Lv Omaha C. & N. W.	2.50 TU	4.30 SU	8.30 TU	4.30 TU
Ar Chicago (C.S.T.)	10.45 TU	2.00 SU	8.15 WE	2.00 TU
Lv Chicago (CT) Penn. RR		6.30 SU		6.30 TU
Ar N. Phila., Pa. (E.S.T.)		10.30 MO		10.30 WE
Ar New York (E.S.T.)		11.59 MO		11.59 WE
Lv Chicago (OST) N.Y.C.		6.30 SU		6.30 TU
Ar New York (E.S.T.)		12.30 MO		12.30 WE
Lv Omaha C. & N. W.		9.25 SU	10.25 TU	9.25 TU
Ar Sioux City		11.50 SU	1.05 WE	11.50 TU
Ar St. Paul		6.15 SU	7.45 "	6.15 SU
Ar Minneapolis (C.S.T.)		6.50 SU	8.20 WE	6.50 TU

Equipment for Page 9

★ **NO. 104—Streamliner CITY OF LOS ANGELES—Daily—Extra Fare**

Cars to Chicago run via C. & N. W. east of Omaha.
 Club Lounge Car ☉ Los Angeles to Chicago—(Radio, bath).
 Observation—Lounge ☉ Los Angeles—Chicago.
 Standard Sleeping Cars Los Angeles to Chicago—Drawing-rooms, Compartments, Bedrooms, Roomettes, Sections.
 Reclining Seat—
 Leg Rest Coaches Los Angeles to Chicago—(all seats reserved).
 Cafe Lounge Car Los Angeles to Chicago—For coach passengers.
 Dining Car A la carte and club or table d'hote service.

★ **NO. 2—LOS ANGELES LIMITED—DAILY—No Extra Fare**

Cars to Chicago and St. Paul-Minneapolis run via C. & N. W. east of Omaha.
 Club Lounge Car ☉ Los Angeles to Chicago—(Radio, bath).
 Standard Sleeping Cars Los Angeles to New York—10 Roomettes, 6 Double Bedrooms (N.Y.C. No. 22 east of Chicago).
 Los Angeles to New York—10 Roomettes, 6 Double Bedrooms (P.R.R. No. 2 east of Chicago).
 Los Angeles to Chicago—2 Drawing-rooms, 4 Compartments, 4 Double Bedrooms.
 Los Angeles to Chicago—12 Roomettes, 4 Dbl. Bdrm.
 Los Angeles to Chicago—14 Sections.
 Los Angeles to Omaha—14 Sections.
 Los Angeles to St. Paul-Minneapolis—6 Secs., 6 Roomettes, 4 Double Bedrooms (204-9-204 east of Omaha).
 Reclining Seat Coaches Los Angeles to Chicago (2 cars—all seats reserved).
 Coach Lounge Car Los Angeles to Chicago (coach seats reserved).
 Dining Car A la carte and club or table d'hote service.

★ **NO. 38-24—PONY EXPRESS—GOLD COAST—DAILY**

38 to Ogden; 24 to Chicago. Cars to Chicago run via C. & N. W. east of Omaha.
 Club Lounge Service ☉ Los Angeles to Chicago (Radio).
 Standard Sleeping Cars Los Angeles to Chicago—10 Secs., 3 Dbl. Bedrooms.
 Los Angeles to Chicago—14 Sections.
 Los Angeles to Ogden—12 Sections, Drawing-room (No. 38 to Kansas City).
 Los Angeles to Salt Lake City—10 Roomette, 6 Double Bedrooms (No. 29 to Butte).
 Los Angeles to Sun Valley—10 Roomettes, 6 Double Bedrooms, (Nos. 29-25-55 north of Salt Lake City) (Winter Season).
 Los Angeles to Las Vegas—8 Sec., D.R., 3 Dbl. Bdrms.
 Los Angeles to Chicago.
 Los Angeles to Ogden (No. 38 for Kansas City).
 Dining Car Las Vegas to Omaha—a la carte and club or table d'hote service.

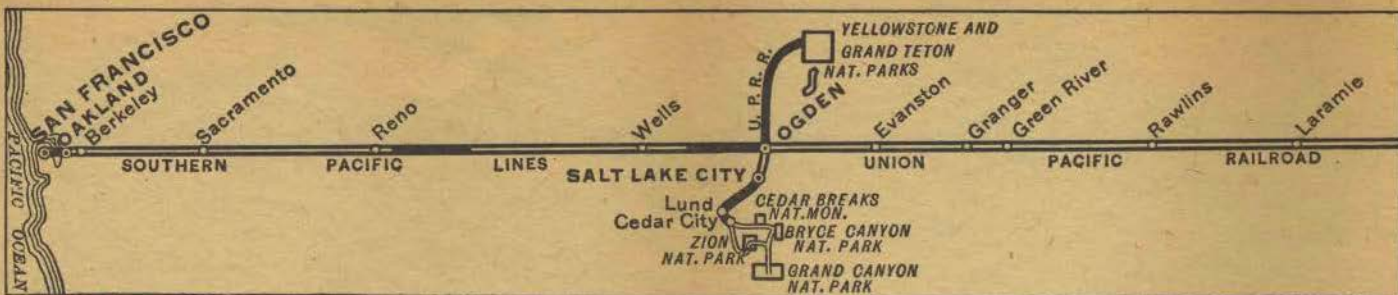
Footnotes for Page 9

- ☉ Club lounge cars are for the exclusive use of standard sleeping car passengers.
- The City of Los Angeles and Los Angeles Limited have lounge cars for coach passengers.
- Conditional stop; see Tables 1 or 3. * Motor Bus between Lund and Cedar City.
- ↓ Motor bus connections at East Los Angeles. See tables 7, 8 and 9 for complete information on bus schedules to and from East Los Angeles.
- Extra fare train; limited handling of baggage, consult agent. See tables 1 and 2.

- ★ Regularly assigned through cars air-conditioned. (f) Stops only on signal.
- (E.S.T.) Eastern standard time. (C.S.T.) Central standard time.
- (M.S.T.) Mountain standard time. (P.S.T.) Pacific standard time.

Time from 12.01 midnight to 12.00 noon shown in light face type.

Time from 12.01 noon to 12.00 midnight shown in heavy face type.



NEW YORK and CHICAGO to SAN FRANCISCO via Omaha

Table B Condensed Schedules All Trains Daily		Streamliner City of San Francisco 101 Daily Example	San Francisco Overland 27 Daily Example	Gold Coast 23 Daily Example
Lv New York (E.S.T.) N.Y.C.			6.15 FRI	
Lv Detroit			7.10 SAT	
Ar Chicago (C.S.T.)			11.15 SAT	
Lv New York (EST) Penn.R.R.			6.45 FRI	
Lv N. Phila., Pa. (E.S.T.)			8.11 FRI	
Ar Chicago (C.S.T.)			10.25 SAT	
C. & N. W.				
Lv Chicago (C.S.T.)	7.00 SUN	3.30 SAT	8.00 SUN	
Lv Clinton	9.14 "	5.55 "	11.05 SUN	
Lv Cedar Rapids	10.25 "	7.16 SAT	12.45 MON	
Ar Council Bluffs	2.33 SUN	12.14 SUN	7.02 "	
Ar Omaha	2.45 MON	12.30 SUN	7.30 MON	
C. & N. W.				
Lv Minneapolis		203-10-203	201-2-201	
Lv St. Paul		11.40 SAT	9.25 SUN	
Lv Sioux City		12.10 "	10.10 SUN	
Ar Omaha		8.10 "	5.00 MON	
		8.40 SAT	7.45 MON	
Union Pacific				
Lv Omaha (C.S.T.)	2.55 MON	12.55 SUN	8.20 MON	
" Fremont	"	"	9.16 "	
" Columbus	"	"	10.12 "	
" Grand Island	4.55 "	3.32 "	11.30 "	
" Kearney	"	"	12.18 "	
Ar North Platte (C.S.T.)	6.40 "	5.50 "	2.15 "	
Lv North Platte (M.S.T.)	5.45 "	5.00 "	1.25 "	
" Sidney	7.28 "	7.30 "	3.55 "	
Ar Cheyenne	9.10 "	9.50 "	6.10 "	
Lv Cheyenne	9.20 "	10.00 "	6.20 "	
" Laramie	10.40 "	11.30 "	7.50 "	
" Rawlins	12.30 "	1.45 "	10.35 MON	
" Rock Springs	"	"	1.10 TUE	
Ar Green River	2.40 "	4.20 "	1.35 "	
Lv Green River	2.50 "	4.40 "	1.55 "	
" Evanston	4.30 "	6.47 "	4.18 "	
Ar Ogden (M.S.T.)	6.05 MON	8.33 SUN	6.15 TUE	
Lv Salt Lake City (M.S.T.)		8.00 SUN	6.20 TUE	
Southern Pacific				
Lv Ogden (M.S.T.)	8.22 MON	9.00 SUN	8.15 TUE	
" Reno (P.S.T.)	2.22 TUE	8.41 MON	10.40 "	
" Truckee	"	7.37 "	11.45 TUE	
Ar Sacramento	6.46 "	11.35 "	4.15 WED	
Lv Sacramento	6.53 "	11.40 "	4.35 "	
Ar Berkeley	8.22 "	1.25 "	6.38 "	
" Oakland (18th St.)	8.31 "	1.35 "	6.48 "	
" Oakland Pier	8.40 "	1.45 "	7.00 "	
Ar San Francisco (P.S.T.)	9.15 TUE	2.20 MON	7.35 WED	

Equipment for Page 10

★ **NO. 101—Streamliner CITY OF SAN FRANCISCO—Daily—Extra Fare**
Cars from Chicago run via C. & N. W. to Omaha; U. P. to Ogden; S. P. to San Francisco.

Club Lounge Car ⊗..... Chicago to San Francisco (Radio).
Standard Sleeping Cars..... Chicago to San Francisco—Drawing-rooms, Compts., Double Bedrooms, Duplex Single Bedrooms, Roomettes, Sections.

Reclining Seat—
Leg Rest Coaches..... Chicago to San Francisco—(all seats reserved).
Cafe Lounge Car..... Chicago to San Francisco—Moderately priced meals and lounge for coach passengers.

Dining Car..... A la carte and club or table d'hote service.

★ **NO. 27—SAN FRANCISCO OVERLAND—DAILY—NO EXTRA FARE**

Cars from Chicago run via C. & N. W. to Omaha; U. P. to Ogden; S. P. to San Francisco.

Club Lounge Car ⊗..... Chicago to San Francisco (Radio).
Standard Sleeping Cars..... New York to San Francisco—10 Roomettes, 6 Double Bedrooms (P.R.R. No. 1 to Chicago).

Car operates every other day—see Page 7.
New York to San Francisco—10 Roomettes, 6 Double Bedrooms (N.Y.C. No. 17 to Chicago).
Car operates every other day—see Page 7.

Chicago to San Francisco—10 Roomettes, 6 Double Bedrooms.
Chicago to San Francisco—2 Drawing-rooms, 4 Compartments, 4 Double Bedrooms.

Chicago to San Francisco—6 Sections, 6 Roomettes, 4 Double Bedrooms.
Chicago to West Yellowstone—10 Sec. 1 D.R., 2 Compt. (No. 11-35 from Green River—Summer Season).
Green River to San Francisco—6 Sections, 6 Roomettes, 4 Double Bedrooms (No. 9 from St. Louis).
Salt Lake City to San Francisco—6 Sections, 6 Roomettes, 4 Double Bedrooms, (No. 29 to Ogden).

Reclining Seat Coaches..... Chicago to San Francisco (all seats reserved).
Green River to San Francisco (No. 9 from St. Louis— all seats reserved).

Club Lounge Car..... Chicago to San Francisco (for exclusive use of coach passengers) (Radio).
Dining Car..... A la carte and club or table d'hote service.

★ **NO. 23—GOLD COAST—DAILY**

Cars from Chicago run via C. & N. W. to Omaha; U. P. to Ogden; S. P. to San Francisco.

Club Lounge Car ⊗..... Chicago to San Francisco (Radio).
Standard Sleeping Cars..... Chicago to San Francisco—12 Sections, D.R. (3 cars).
Ogden to San Francisco—12 Sections, Drawing-room (No. 37 from Denver).

Reclining Seat Coaches..... Chicago to San Francisco. (Not reserved).
Dining Car..... A la carte and club or table d'hote service.

Footnotes for Page 10

Passengers Use Ferry Steamer between Oakland Pier and San Francisco.

⊗ Club lounge cars are for the exclusive use of standard sleeping car passengers.
The City of San Francisco and San Francisco Overland have lounge cars for coach passengers.

⊠ Conditional stop; see table 1

● Extra fare train; limited handling of baggage, consult agent. See tables 1 and 2.

(f) Stops only on signal.

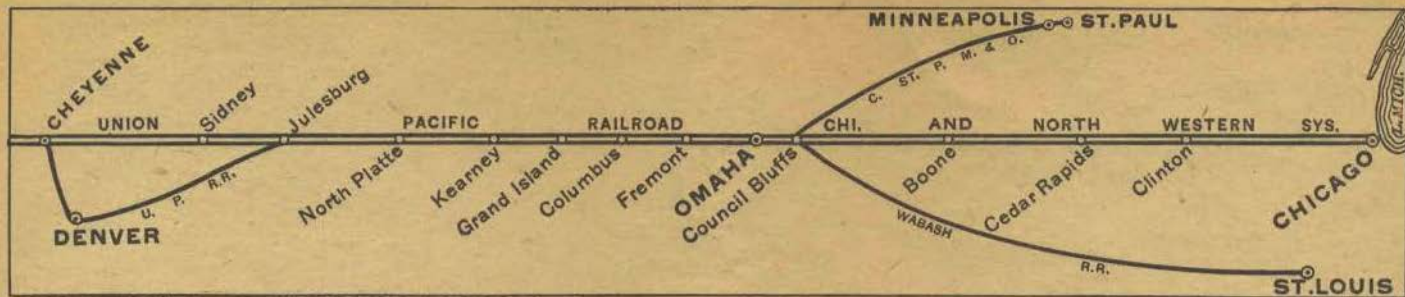
★ Regularly assigned through cars air-conditioned.

(E.S.T.) Eastern standard time. (C.S.T.) Central standard time.

(M.S.T.) Mountain standard time. (P.S.T.) Pacific standard time.

Time from 12:01 midnight to 12:00 noon shown in light face type.

Time from 12:01 noon to 12:00 midnight shown in heavy face type.



SAN FRANCISCO to CHICAGO, and NEW YORK via Omaha

Table B Condensed Schedules All Trains Daily		Streamliner City of San Francisco 102 Daily Example	San Francisco Overland 28 Daily Example	Gold Coast 24 Daily Example		
Southern Pacific						
Lv San Francisco (P.S.T.)	5.00	SUN	11.00	FRI	6.00	SUN
" Oakland Pier	5.27	"	11.30	"	6.30	"
" Oakland (16th St.)	5.33	"	11.38	"	6.39	"
" Berkeley	5.39	"	11.46	"	6.49	"
Ar Sacramento	7.15	"	1.35	"	8.55	"
Lv Sacramento	7.20	"	1.40	"	9.15	SUN
" Truckee		"	5.32	"	f 1.35	MON
" Reno (P.S.T.)	11.51	SUN	8.39	FRI	2.55	"
Ar Ogden (M.S.T.)	9.40	MON	6.25	SAT	6.30	MON
Union Pacific						
Ar Salt Lake City (M.S.T.)			7.35	SAT	9.20	MON
Lv Ogden (M.S.T.)	9.55	MON	6.55	SAT	7.15	MON
Ar Evanston	11.24	"	8.45	"	9.30	"
Ar Green River	1.05	"	10.40	"	11.50	MON
Lv Green River	1.15	"	10.50	"	12.15	TUE
" Rock Springs		"		"	12.40	"
" Rawlins	3.30	"	1.25	"	3.25	"
" Laramie	5.20	"	3.45	"	6.35	"
Ar Cheyenne	6.30	"	5.05	"	8.15	"
Lv Cheyenne	6.40	"	5.20	"	8.30	"
" Sidney	8.02	"	7.00	"	10.20	"
Ar North Platte (M.S.T.)	9.43	"	8.50	"	12.30	"
Lv North Platte (C.S.T.)	10.48	MON	10.00	"	1.40	"
" Kearney		TUE		SAT	3.40	"
" Grand Island	12.40	"	12.25	SUN	4.45	"
" Columbus		"		"	5.52	"
" Fremont		"		"	6.49	"
Ar Omaha	2.50	TUE	3.20	SUN	7.50	TUE
C. & N. W.						
Lv Omaha	3.00	TUE	3.45	SUN	8.30	TUE
Lv Council Bluffs	3.10	"	3.55	"	8.45	TUE
Ar Cedar Rapids	7.05	"	8.38	"	2.35	WED
Ar Clinton	8.20	"	10.05	"	4.35	"
Ar Chicago (C.S.T.)	10.45	TUE	1.00	SUN	8.15	WED
C. & N. W.						
Lv Omaha			(204-9-204)	(202-1-202)		
Ar Sioux City			9.25	SUN	10.25	TUE
Ar St. Paul			11.50	"	1.05	WED
Ar Minneapolis (C.S.T.)			6.15	"	7.45	"
			6.50	SUN	8.20	WED
Lv Chicago (C.S.T.) N.Y.C.			6.30	SUN		
Ar New York (E.S.T.)			12.30	MON		
Lv Chicago (C.S.T.) Penn.R.R.			5.30	SUN		
Ar N. Phila., Pa. (E.S.T.)			10.16	MON		
Ar New York (E.S.T.)			11.45	MON		

Equipment for Page 11

★ **NO. 102—Streamliner CITY OF SAN FRANCISCO—Daily—Extra Fare**
Runs via S. P. to Ogden, and via C. & N. W. east of Omaha.

Club Lounge Car @..... San Francisco to Chicago—(Radio).
Standard Sleeping Cars... San Francisco to Chicago—Drawing rooms, Compts., Double Bedrooms, Duplex Single Bedrooms, Roomettes, Sections.
Reclining Seat—
Leg Rest Coaches..... San Francisco to Chicago—(all seats reserved).
Cafe Lounge Car..... San Francisco to Chicago—Moderately priced meals and lounge for coach passengers.
Dining Car..... A la carte and club or table d'hote service.

★ **NO. 28—SAN FRANCISCO OVERLAND—DAILY—No Extra Fare**
Runs via S. P. to Ogden, and via C. & N. W. east of Omaha.

Club Lounge Car @..... San Francisco to Chicago (Radio).
Standard Sleeping Cars... San Francisco to New York—10 Roomettes, 6 Double Bedrooms (P.R.R. No. 70 east of Chicago).
Car operates every other day—see Page 7.
San Francisco to New York—10 Roomettes, 6 Double Bedrooms (N.Y.C. No. 22 east of Chicago).
Car operates every other day—see Page 7.
San Francisco to Chicago—10 Roomettes, 6 Double Bedrooms.
San Francisco to Chicago—2 Drawing-rooms, 4 Compartments, 4 Double Bedrooms.
San Francisco to Chicago—6 Sections, 6 Roomettes, 4 Double Bedrooms.
San Francisco to Ogden—6 Sections, 6 Roomettes, 4 Double Bedrooms (U.P.-Wab. 10 to St. Louis).
San Francisco to Salt Lake City—6 Sections, 6 Roomettes, 4 Double Bedrooms, (No. 30 south of Ogden).
West Yellowstone to Chicago—10 Sections, D. R., Compts. (Nos. 36-12 to Green River—Summer Season).
Reclining Seat Coaches... San Francisco to Chicago (all seats reserved).
San Francisco to Ogden (No. 10 to St. Louis—all seats reserved).
Club Lounge Car..... San Francisco to Chicago (for exclusive use of coach passengers), (Radio).
Dining Car..... A la carte and club or table d'hote service.

★ **NO. 24—GOLD COAST—DAILY**
Runs via S. P. to Ogden, and via C. & N. W. east of Omaha.

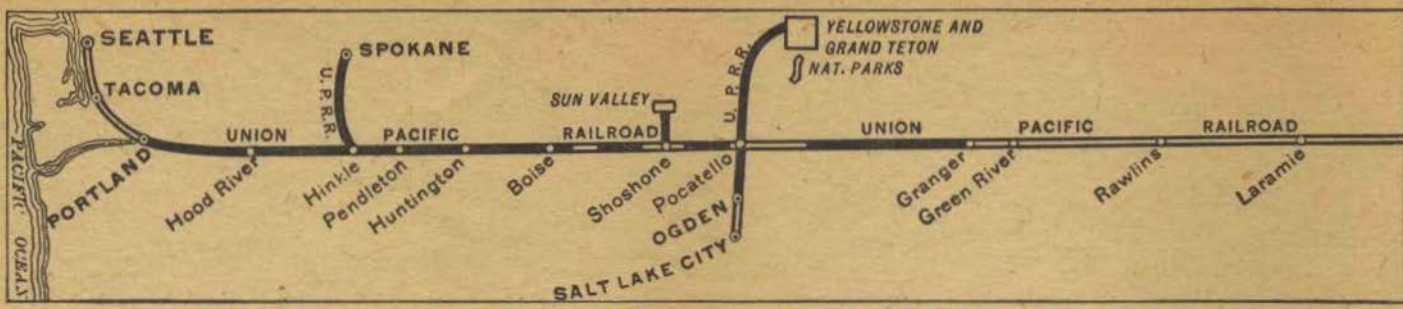
Club Lounge Car @..... San Francisco to Chicago (Radio).
Standard Sleeping Cars... San Francisco to Chicago—12 Sections, D.R. (3 cars).
San Francisco to Ogden—12 Sections, Drawing-room (No. 38 to Denver).
Reclining Seat Coaches... San Francisco to Chicago (not reserved).
Dining Car..... A la carte and club or table d'hote service.

Footnotes for Page 11

Passengers Use Ferry Steamer between San Francisco and Oakland Pier.

- ⊙ Club lounge cars are for the exclusive use of standard sleeping car passengers.
The City of San Francisco and San Francisco Overland have lounge cars for coach passengers.
- ⊠ Conditional stop; see Table 2.
- Extra fare train; limited handling of baggage, consult agent. See tables 1 and 2.
- (f) Stops only on signal.

- ★ Regularly assigned through cars air-conditioned.
- (E.S.T.) Eastern standard time. (C.S.T.) Central standard time.
- (M.S.T.) Mountain standard time. (P.S.T.) Pacific standard time.
- Time from 12:01 midnight to 12:00 noon shown in light face type.
- Time from 12:01 noon to 12:00 midnight shown in heavy face type.**



CHICAGO to PORTLAND and SEATTLE via Omaha

Table C Condensed Schedules All Trains Daily	Streamliner City of Portland 105 Daily Example	Gold Coast- Portland Rose 23-17 Daily Example	Idahoan 11 Daily Example	San Fran. Overland Yel. Spec. 27-11-95 Summer Season Example
C. & N. W. Chicago (C.S.T.)	6.30 SUN	8.00 SUN		3.30 SUN
Ar Omaha	1.30 MON	7.30 MON		12.30 MON
Union Pacific				
Lv Omaha	1.40 MON	8.20 MON	9.45 SUN	12.55 MON
" Fremont	2.10 " "	9.16 " "	10.45 " "	1.00 " "
" Columbus	2.40 " "	10.12 " "	11.44 SUN	1.30 " "
" Grand Island	3.40 " "	11.30 " "	1.10 MON	3.32 " "
" Kearney	4.10 " "	12.18 " "	2.05 " "	4.00 " "
Ar North Platte (C.S.T.)	5.25 " "	2.15 " "	4.10 " "	5.50 " "
Lv North Platte (M.S.T.)	4.30 " "	1.25 " "	3.40 " "	5.00 " "
" Sidney	6.13 " "	3.55 " "	6.15 " "	7.30 " "
Ar Cheyenne	7.55 " "	6.10 " "	8.15 " "	9.50 " "
Lv Cheyenne	8.05 " "	6.20 " "	8.35 " "	10.00 " "
" Laramie	9.25 " "	7.50 " "	10.05 " "	11.30 " "
" Rawlins	11.15 " "	10.35 MON	12.25 " "	1.45 " "
" Rock Springs	1.10 " "	1.10 TUE	2.58 " "	4.00 " "
" Green River	1.35 " "	3.25 " "	4.30 " "	4.30 " "
" Kemmerer	2.43 " "	5.00 " "	5.54 " "	5.54 " "
" Montpelier	4.00 " "	6.55 " "	7.35 " "	7.35 " "
Ar Pocatello	5.45 MON	9.10 TUE	9.45 MON	9.45 MON
Ar West Yellowstone	(Summer Season)	7.30 TUE	7.30 TUE	7.30 TUE
Lv West Yellowstone	(Summer Season)	7.30 MON	(Summer Season)	(Summer Season)
Lv Pocatello	5.55 MON	9.40 TUE	10.25 MON	11.30 MON
" Minidoka	7.35 MON	10.55 " "	11.30 MON	12.20 TUE
Ar Shoshone	7.35 MON	11.45 TUE	12.20 TUE	12.20 TUE
Lv Shoshone	7.40 MON	11.50 TUE	4.30 TUE	7.30 TUE
Ar Sun Valley (Ketchum)	9.40 MON	1.50 TUE	7.30 TUE	7.30 TUE
Lv Sun Valley (Ketchum)	5.25 MON	9.40 TUE	11.40 TUE	11.40 TUE
Ar Shoshone	7.25 MON	11.40 TUE	12.20 TUE	12.20 TUE
Lv Shoshone	7.35 MON	11.45 TUE	12.20 TUE	12.20 TUE
" Glenns Ferry	8.25 " "	1.05 " "	1.40 " "	3.25 " "
" Boise	9.40 " "	2.50 " "	3.25 " "	4.00 " "
" Nampa	10.08 " "	3.30 " "	4.00 " "	5.01 " "
" Ontario	11.40 " "	4.33 " "	5.01 " "	6.05 " "
Ar Huntington (M.S.T.)	11.40 " "	5.35 " "	6.05 " "	7.15 " "
Lv Huntington (P.S.T.)	10.40 " "	4.45 " "	5.15 " "	6.37 " "
" Baker	11.55 " "	6.12 " "	6.37 " "	8.00 " "
" La Grande	1.05 TUE	7.45 " "	8.00 " "	10.23 " "
" Pendleton	3.13 " "	10.25 " "	10.23 " "	11.05 " "
Ar Hinkle	11.20 TUE	11.20 TUE	11.05 " "	12.08 " "
Lv Arlington	1.45 WED	1.45 WED	12.08 " "	1.15 " "
" The Dalles	5.35 " "	3.25 " "	1.15 " "	1.50 " "
" Hood River	6.05 " "	4.05 " "	1.50 " "	3.30 TUE
Ar Portland	7.30 TUE	6.00 WED	3.30 TUE	5.00 TUE
Lv Portland	8.00 TUE	8.00 WED	5.00 TUE	8.05 " "
Ar Tacoma	11.01 " "	11.01 " "	8.05 " "	9.15 TUE
Ar Seattle (P.S.T.)	11.59 TUE	11.59 WED	9.15 TUE	

Equipment for Page 12

★ **NO. 105—Streamliner CITY OF PORTLAND—DAILY—No Extra Fare**
 C. & N. W. to Omaha; No. 457 Portland-Seattle.
 Club Lounge Car @.....Chicago to Portland (Radio, bath).
 Standard Sleeping Cars.....Chicago to Portland—2 Drawing Rooms, 4 Compartments, 4 Double Bedrooms.
 Chicago to Portland—6 Sections, 6 Roomettes, 4 Double Bedrooms (2 cars).
 Chicago to Seattle—12 Roomettes, 4 Double Bedrooms.
 Reclining Seat—Leg Rest Coaches.....Chicago to Portland—(all seats reserved).
 Cafe Lounge Car.....Chicago to Portland—Moderately priced meals and lounge for coach passengers.
 Dining Car.....A la carte and club or table d'hote service.

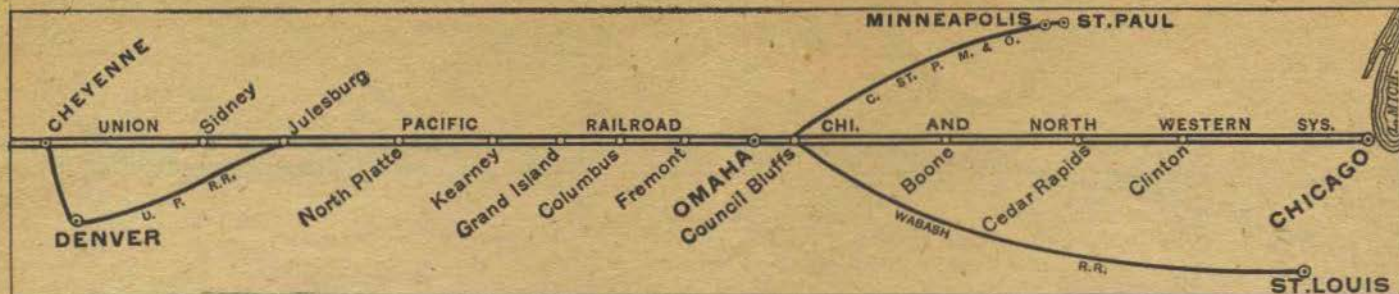
★ **NO. 23-17—GOLD COAST—PORTLAND ROSE—DAILY**
 C. & N. W. No. 23 to Omaha; U. P. No. 23 to Green River; No. 17 to Portland.
 Club Lounge Service @.....Chicago to Portland (Radio).
 Standard Sleeping Cars.....Chicago to Portland—10 Sections, D. R., Compt. Pocatello to Spokane—10 Sec., 3 Dbl. Bdrm (No. 33 from Salt Lake City; No. 20 north of Hinkle).
 Green River to Portland—6 Sections, 6 Roomettes, 4 Double Bedrooms (No. 17 through from Denver).
 Green River to Portland—10 Sections, 1 Drawing-room, 2 Compts. (No. 37-17 through from Kansas City).
 West Yellowstone to Pocatello—10 Sec., D.R., Compts. (No. 33 to Pocatello—Summer Season).
 Reclining Seat Coaches.....Chicago to Portland.
 Green River to Portland (No. 37-17 through from Kansas City).
 Green River to Spokane (No. 17 from Denver—No. 20 north of Hinkle).
 Dining Car.....Omaha to Portland—a la carte and club or table d'hote service.

★ **NO. 11—IDAHOAN—DAILY**
 No. 11 Omaha to Portland; No. 459 to Seattle.
 Club Lounge Car @.....Cheyenne to Portland (Radio).
 Standard Sleeping Cars.....Green River to Seattle—6 Sections, 6 Roomettes, 4 Double Bedrooms (No. 9 from St. Louis).
 Pocatello to Portland—10 Sections, Drawing-room Compartment (No. 31 from Salt Lake City).
 Reclining Seat Coaches.....Omaha to Portland (not reserved).
 Green River to Portland (No. 9 from St. Louis—all seats reserved).
 Pocatello to Portland (No. 31 from Salt Lake City—not reserved).
 Dining Car.....Cheyenne to Portland—a la carte and club or table d'hote service.

★ **NO. 27-11-35—SAN FRAN. OVERLAND—YELSTONE SPECIAL—DAILY**
SUMMER SEASON JUNE 16 THRU SEPT. 6
 C. & N. W. No. 27 to Omaha; U. P. No. 27 to Green River; No. 11 to Pocatello; No. 35 to West Yellowstone.
 Club Lounge Service @.....Chicago to West Yellowstone.
 Standard Sleeping Car.....Chicago to West Yellowstone—10 Sections, Drawing-room, Compartments (No. 35 beyond Pocatello).
 Reclining Seat Coaches.....Chicago to Green River (reserved); Green River to Pocatello; Pocatello to West Yellowstone.
 Dining Car.....A la carte and club or table d'hote service.

Footnotes for Page 12

- ⊙ Club lounge cars are for the exclusive use of standard sleeping car passengers.
- The City of Portland and the San Francisco Overland have lounge cars for coach passengers.
- Limited handling of baggage on Train 105; consult agent.
- ⊠ Conditional stop; see Table 1 or 20. □ Runs via Borie Cut-off; not via Cheyenne.
- ★ Regularly assigned through cars air-conditioned. (f) Stops only on signal.
- ♣ Motor Bus. This service is provided passengers arriving or departing Shoshone and holding through rail tickets to and from Sun Valley or Ketchum, Idaho.
- ♠ West Yellowstone, Montana, is gateway to Yellowstone National Park. Summer Season is from June 18 through September 8.
- ▲ Daily train No. 459. ♠ Daily train No. 457.
- (C.S.T.) Central Standard time. (M.S.T.) Mountain Standard time.
- (P.S.T.) Pacific Standard time.
- Time from 12.01 midnight to 12.00 noon shown in light face type.
- Time from 12.01 noon to 12.00 midnight shown in heavy face type.



SEATTLE and PORTLAND to CHICAGO via Omaha

Table C Condensed Schedules All Trains Daily		Streamliner City of Portland 106 Daily Example	Portland Rose- Gold Coast 18-24 Daily Example	Idahoan- 12 Daily Example	Yel. Spec. San Fran. Overland 36-18-28 Summer Season Example
Union Pacific					
Lv Seattle (P.S.T.)	12.30 SUN	4.45 SUN	11.45 SAT		
Tacoma	1.28 "	5.52 "	1.15 SUN		
Ar Portland	4.30 SUN	9.15 SUN	6.45 SUN		
Portland					
Lv Portland	5.30 SUN	9.45 SUN	8.10 SUN		
Hood River	6.45 "	11.13 "	9.38 "		
The Dalles	7.15 "	11.50 SUN	10.15 "		
Arlington		12.49 MON	11.15 "		
Hinkle		2.10 "	12.20 "		
Pendleton	9.30 "	2.55 "	1.10 "		
La Grande	11.40 SUN	5.50 "	3.45 "		
Baker	12.40 MON	7.05 "	4.57 "		
Ar Huntington (P.S.T.)	2.05 "	8.30 "	6.20 "		
Lv Huntington (M.S.T.)	3.05 "	9.40 "	7.30 "		
Ontario	4.36 "	10.35 "	8.25 "		
Nampa	5.00 "	11.40 "	9.30 "		
Boise	6.10 "	12.10 "	10.15 SUN		
Glenns Ferry	7.05 MON	1.50 "	12.05 MON		
Ar Shoshone	7.05 MON	3.00 MON	1.30 MON		
Sun Valley (Ketchum)					
Lv Shoshone	7.10 MON	3.05 MON	4.30 MON		
Ar Sun Valley (Ketchum)	9.10 MON	5.05 MON	7.30 MON		
Shoshone					
Lv Shoshone	5.00 MON	12.55 MON	10.30 SUN		
Ar Shoshone	7.00 MON	2.55 MON	12.45 MON		
West Yellowstone					
Lv Shoshone	7.05 MON	3.00 MON	1.30 MON		
Ar West Yellowstone	8.45 MON	5.05 MON	3.40 MON		
West Yellowstone (Summer Season)					
Lv West Yellowstone	(Summer Season)	7.30 TUE	(Summer Season)		
Pocatello					
Lv Pocatello	8.55 MON	5.25 MON	4.10 MON	4.10 MON	
Montpeller	10.45 "	7.55 "	6.45 "	6.45 "	
Kemmerer	12.03 "	9.41 "	8.27 "	8.27 "	
Green River	1.25 "	12.15 TUE	11.00 "	10.50 "	
Rock Springs	3.40 "	12.40 "	11.22 "	11.22 "	
Rawlins	5.30 "	3.25 "	1.45 "	1.25 "	
Laramie	6.40 "	6.35 "	4.05 "	3.45 "	
Ar Cheyenne	6.50 "	8.15 "	5.25 "	5.05 "	
Lv Cheyenne	8.12 "	8.30 "	6.05 "	5.20 "	
Sidney	9.53 "	10.20 "	8.30 "	7.00 "	
Ar North Platte (M.S.T.)	9.53 "	12.30 "	11.00 MON	8.50 "	
Lv North Platte (C.S.T.)	10.58 MON	1.40 "	12.45 TUE	10.00 "	
Kearney	12.50 TUE	3.40 "	2.38 "	MON	
Grand Island		4.45 "	3.50 "	12.25 TUE	
Columbus		5.52 "	5.10 "		
Fremont		6.49 "	6.08 "		
Ar Omaha	3.00 TUE	7.50 TUE	7.00 TUE	3.20 TUE	
C. & N. W.					
Lv Omaha	3.10 TUE	8.30 TUE	8.00 TUE	3.45 TUE	
Ar Chicago (C.S.T.)	11.30 TUE	8.15 WED	8.15 TUE	1.00 TUE	

Equipment for Page 13

★ **NO. 106—Streamliner CITY OF PORTLAND—Daily—No Extra Fare**
C. & N. W. east of Omaha; No. 408 Seattle-Portland.
Club Lounge Car... Portland to Chicago (Radio, bath).
Standard Sleeping Cars... Portland to Chicago—2 Drawing-rooms, 4 Compartments, 4 Double Bedrooms.
Portland to Chicago—6 Sec, 6 Rmtee, 4 Dbl Bdrm (2 cars).
Reclining Seat—Seattle to Chicago—12 Roomettes, 4 Double Bdrm.
Leg Rest Coaches... Portland to Chicago—(all seats reserved).
Cafe Lounge Car... Portland to Chicago—Moderately priced meals and lounge for coach passengers.
Dining Car... A la carte and club or table d'hote service.

★ NO. 18-24—PORTLAND ROSE—GOLD COAST—DAILY

No. 18 to Green River; No. 24 to Chicago; C. & N. W. east of Omaha.
Club Lounge Car Service... Portland to Chicago (Radio).
Standard Sleeping Cars... Portland to Chicago—10 Sections, D. R., Compt. Portland to Green River—6 Sections, 6 Roomettes, 4 Double Bedrooms (No. 18 through to Denver).
Portland to Green River—10 Sections, 1 Drawing-room, 2 Compartments (No. 18-38 through to Kansas City).
Hinkle to Pocatello—10 Sections, 3 Double Bedrooms. (No. 19 from Spokane; No. 34 to Salt Lake City).
Pocatello to West Yellowstone—10 Sec., D.R., Compts. (No. 35 from Pocatello—Summer Season).
Reclining Seat Coaches... Portland to Chicago.
Portland to Green River (No. 18-38 to Kansas City).
Spokane to Green River (No. 19 to Hinkle—No. 18 through to Denver).
Dining Car... Portland to Omaha—a la carte and club or table d'hote.

★ NO. 12—IDAHOAN—DAILY

No. 402 to Portland; No. 12 to Omaha.
Club Lounge Car... Portland to Cheyenne (Radio).
Standard Sleeping Cars... Seattle to Green River—6 Sections, 6 Roomettes, 4 Double Bdrm. (U.P.-Wab. 10 through to St. Louis).
Portland to Pocatello—10 Sections, 1 Drawing-room, 1 Compartment (No. 32 through to Salt Lake City).
Boise to Pocatello—10 Sections, 3 Double Bedrooms (No. 32 through to Salt Lake City).
Reclining Seat Coaches... Portland to Omaha (not reserved).
Portland to Green River (No. 10 through to St. Louis—all seats reserved).
Portland to Pocatello (No. 32 to Salt Lake City—not reserved).
Dining Car... Portland to Cheyenne—a la carte and club or table d'hote service.

★ NO. 36-12-28—YEL'STONE SPECIAL—SAN FRAN. OVERLAND—DAILY

SUMMER SEASON JUNE 18 THRU SEPT. 8.
No. 36 to Pocatello; No. 12 to Green River; No. 28 to Chicago; C. & N. W. east of Omaha.
Club Lounge Service... West Yellowstone to Chicago.
Standard Sleeping Car... West Yellowstone to Chicago—10 Sections, Drawing-room, Compartments (No. 36 to Pocatello).
Reclining Seat Coaches... West Yellowstone to Pocatello; Pocatello to Green River; Green River to Chicago (reserved).
Dining Car... A la carte and club or table d'hote service.

Footnotes for Page 13

⊙ Club lounge cars are for the exclusive use of standard sleeping car passengers.

The City of Portland and the San Francisco Overland have lounge cars for coach passengers.

● Limited checking of baggage on Train 106; consult agent.

⊙ No. 14, local from Omaha to Chicago, carries no through cars from Union Pacific.

♣ Motor Bus. This service is provided passengers arriving or departing Shoshone and holding through rail tickets to and from Sun Valley or Ketchum, Idaho.

■ West Yellowstone, Montana, is gateway to Yellowstone National Park. Summer Season is from June 18 through September 8.

⊠ Conditional stop; see Table 2 or 20.

⊡ Daily train No. 458.

⊢ Daily train No. 402

⊣ Daily Train No. 408

★ Regularly assigned through cars air-conditioned.

(f) Stops only on signal.

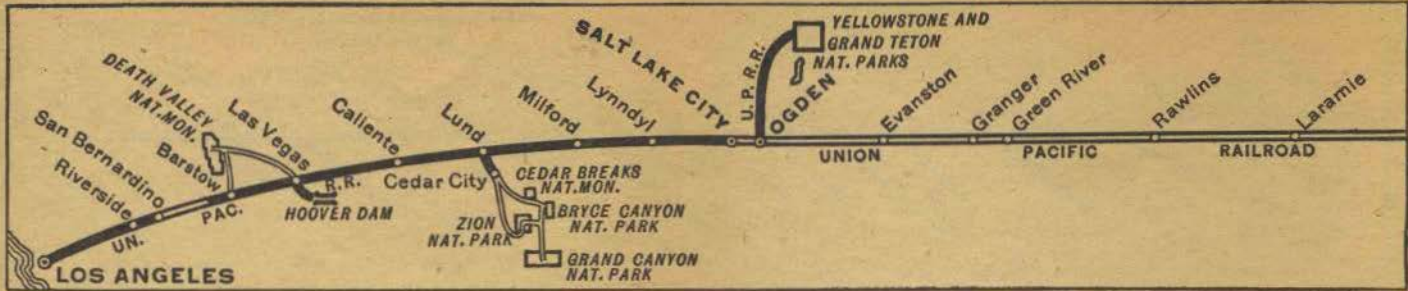
(C.S.T.) Central Standard time.

(M.S.T.) Mountain Standard time.

(P.S.T.) Pacific Standard time.

Time from 12.01 midnight to 12.00 noon shown in light face type.

Time from 12.01 noon to 12.00 midnight shown in heavy face type.



ST. LOUIS AND KANSAS CITY to LOS ANGELES via Denver

Table D
Condensed Schedules
All Trains Daily

	Streamliner City of St. Louis 9 Example		Pony Express 37 Example		Utah Parks Summer Service 9-309 310-9 Example	
	Time	Day	Time	Day	Time	Day
Lv St. Louis (Wabash) (C.S.T.)	4.00	SUN	4.00	SUN	4.00	SUN
Ar Kansas City	9.00	SUN	9.00	SUN	9.00	SUN
Lv Kansas City (Union Pacific)	9.30	SUN	11.30	SUN	9.30	SUN
" Lawrence	10.37	"	12.30	MON	10.37	"
" Topeka	11.27	"	1.15	"	10.37	"
" Manhattan	11.27	"	2.20	"	11.27	"
" Junction City	11.55	SUN	3.15	"	11.55	SUN
" Salina	12.45	MON	4.50	"	12.45	MON
Ar Ellis (C.S.T.)	2.49	"	8.00	"	2.49	"
Lv Ellis (M.S.T.)	1.58	"	7.30	"	1.58	"
" Oakley	3.08	"	9.20	"	3.08	"
Ar Denver	7.45	"	3.30	"	7.45	"
Lv Denver	8.15	"	5.35	"	8.10	"
" La Salle	9.20	"	6.27	MON	9.03	"
Ar Cheyenne	10.50	"	6.27	MON	9.03	"
Lv Cheyenne	11.20	"	9.18	MON	11.20	"
" Laramie	1.19	"	11.45	MON	1.19	"
" Rawlins	4.05	"	2.45	TUE	4.05	"
" Green River	6.09	"	4.50	"	6.09	"
" Evanston	7.55	"	6.35	"	7.55	"
Ar Ogden	8.25	"	7.00	"	8.25	"
Lv Ogden	9.20	"	8.00	"	9.20	"
Lv Salt Lake City	10.10	MON	9.40	"	10.10	MON
Lv Salt Lake City	1.55	TUE	2.55	"	4.15	TUE
Ar Lund (M.S.T.)	2.40	TUE	3.40	TUE	4.15	TUE
Ar Cedar City	3.45	TUE	4.50	TUE	6.30	TUE
Lv Cedar City	10.45	MON	2.15	TUE	10.05	MON
Lv Lund (M.S.T.)	2.40	TUE	3.40	TUE	4.00	MON
Ar Calliente (P.S.T.)	4.00	"	4.50	"	4.00	TUE
Ar Las Vegas	6.55	"	8.45	"	6.55	"
Lv Las Vegas	7.10	"	9.15	TUE	7.10	"
" Barstow	10.53	"	2.00	WED	10.53	"
Ar San Bernardino	12.55	"	4.10	"	12.55	"
" Riverside	1.25	"	4.50	"	1.25	"
" East Los Angeles	2.30	"	6.25	"	2.30	"
Ar Los Angeles (P.S.T.)	3.00	TUE	7.00	WED	3.00	TUE
Ar Alhambra	2.55	TUE	6.50	WED	2.55	TUE
Ar Pasadena	3.10	"	7.05	"	3.10	"
Ar Glendale (City)	3.30	"	7.25	"	3.30	"
Ar Anaheim	3.40	"	7.35	"	3.40	"
Ar Long Beach	3.25	"	7.20	"	3.25	"
Ar San Pedro (P.S.T.)	3.50	TUE	7.45	WED	3.50	TUE

Equipment for Page 14

- ★ NO. 9—Streamliner. CITY OF ST. LOUIS—DAILY**
Wabash 9 to Kansas City; No. 9 to Los Angeles.
- Club Lounge Car ☉ St. Louis to Los Angeles (Radio).
Standard Sleeping Cars... St. Louis to Los Angeles—12 Rmte., 4 Double Bdrm. Double Bedrooms (No. 27 to San Francisco), 4 St. Louis to Green River—6 Sections, 6 Roomettes, 4 Double Bedrooms (No. 11-459 to Seattle), Kansas City to Denver—6 Sec., 6 Rmte., 4 Dbl. Bdrm. Salt Lake City to Cedar City—8 Sec., 1 D.R., 2 Compts. (No. 309 beyond Milford—Summer Season), Cedar City to Los Angeles—10 Sections, D.R. Compts. (No. 310 to Milford—Summer Season).
- Reclining Seat Coaches... (St. Louis to Los Angeles, St. Louis to Green River (No. 11 to Portland), St. Louis to Green River (No. 27 to San Francisco), Gr. River to Los Angeles (from Omaha) (not reserved).
(All Seats Reserved) ...
- Dining Car... A la carte and club or table d'hote service.
- ★ NO. 37—PONY EXPRESS—DAILY**
Club Lounge Car ☉ Denver to Los Angeles (Radio).
Standard Sleeping Cars... Kana. City to Los Angeles—12 Sec., D.R. (open 10.00 p.m.), Denver to Salt Lake—6 Sec., 6 Rmte., 4 Dbl. Bdrms. Salt Lake City to Los Angeles—10 Roomettes, 6 Double Bedrooms (No. 30 from Butte), Ogden to Los Angeles—10 Sections, 3 Double Bedrooms (No. 23 from Chicago), Ogden to Los Angeles—14 Sec. (No. 23 from Chicago), Las Vegas to Los Angeles—8 Sec., D.R., 3 Dbl. Bdrms. Kansas City and Ogden to Los Angeles.
Dining Car... Kansas City to Ogden (S. P. No. 23 to San Francisco), East of Las Vegas—a la carte and club or table d'hote.

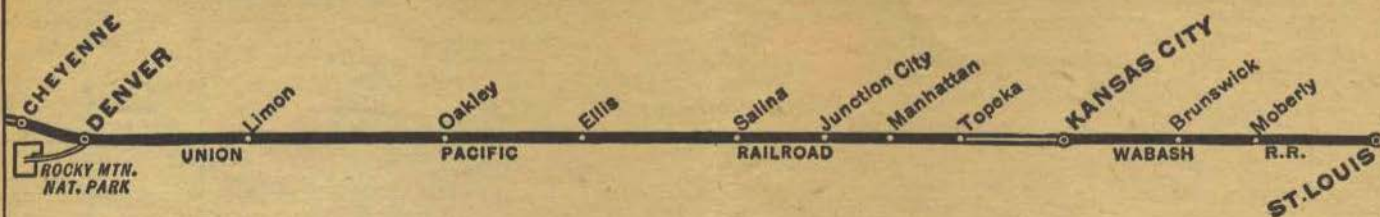
Footnotes for Page 14

- ☉ Club lounge cars are for the exclusive use of standard sleeping car passengers.
- ★ Regularly assigned through cars air-conditioned. (f) Stops only on signal.
- ▲ Motor Bus between Lund and Cedar City. ☐ Conditional stop; see Table 24.
- ♦ Motor bus connections with main line trains at East Los Angeles. See tables 7, 8 and 9 for complete information on bus schedules to and from East Los Angeles.
- ☐ Connection with No. 9 is made at Milford, not at Lund.
- (C.T.) Central time. (M.T.) Mountain time. (P.T.) Pacific time.
- Time from 12.01 midnight to 12.00 noon shown in light face type.
- Time from 12.01 noon to 12.00 midnight shown in heavy face type.



Union Pacific Motor Coach Service TO AND FROM EAST LOS ANGELES, CALIF.

- The Union Pacific maintains a passenger station at East Los Angeles, from which it operates motor coaches direct to Glendale, Pasadena, Alhambra, San Pedro, Long Beach, Anaheim, Fullerton, La Habra, Whittier and intermediate points. See Tables 7, 8 and 9 on page 31 for local schedules of all motor coaches.
- Passengers ticketed for those places may leave train at East Los Angeles where waiting motor coaches will take them direct to destination without extra charge. Baggage too, can be checked through to any of those places. These motor coaches also deliver eastbound passengers to the East Los Angeles station.



LOS ANGELES to KANSAS CITY and ST. LOUIS via Denver

Table D
Condensed Schedules
All Trains Daily

	Streamliner City of St. Louis 10 Example		Pony Express 38 Example		Utah Parks Summer Service 10-309 310-10 Example	
Lv San Pedro (P.S.T.)	8.50	SUN	5.50	SUN	8.50	SUN
Lv Long Beach	9.25	"	6.25	"	9.25	"
Lv Anaheim	9.20	"	6.20	"	9.20	"
Lv Glendale (City)	9.25	"	6.25	"	9.25	"
Lv Pasadena	9.50	"	6.50	"	9.50	"
Lv Alhambra	10.05	SUN	7.05	SUN	10.05	SUN
Lv Los Angeles (P.S.T.)	10.30	SUN	7.30	SUN	10.30	SUN
" East Los Angeles	10.50	"	7.55	"	10.50	"
" Riverside	11.55	"	9.15	"	11.55	"
" San Bernardino	12.20	"	9.55	SUN	12.20	"
" Barstow	2.25	"	12.10	MON	2.25	"
" Las Vegas	6.30	"	5.40	"	6.30	"
Lv Caliente (P.S.T.)	9.10	SUN	8.40	"	9.10	SUN
Ar Lund (M.S.T.)	12.10	MON	11.50	MON	12.10	MON
Ar Cedar City	3.45	MON	12.55	MON	6.30	MON
Lv Cedar City	11.45	SUN	10.20	MON	10.05	SUN
Lv Lund (M.S.T.)	12.10	MON	11.50	MON	12.10	MON
" Milford	12.55	"	12.40	"	12.55	MON
Ar Salt Lake City	4.45	"	5.15	"	4.45	"
Lv Salt Lake City	5.05	"	5.45	"	5.05	"
Ar Ogden	6.00	"	6.40	"	6.00	"
Lv Ogden	6.50	"	7.10	"	6.50	"
" Evanston	8.37	"	8.57	"	8.37	"
" Green River	10.45	"	11.10	MON	10.45	"
" Rawlins	1.05	"	1.55	TUE	1.05	"
" Laramie	3.10	"	4.15	"	3.10	"
Ar Cheyenne	2.45	"	3.10	"	2.45	"
Lv Cheyenne	4.15	"	4.15	"	4.15	"
" La Salle	6.15	"	8.00	TUE	6.15	"
Ar Denver	6.45	"	8.50	"	6.45	"
Lv Denver	10.51	MON	1.50	"	10.51	MON
" Oakley	12.01	TUE	3.15	"	12.01	TUE
Ar Ellis (M.S.T.)	1.10	"	4.25	"	1.10	"
Lv Ellis (C.S.T.)	3.10	"	6.55	"	3.10	"
" Salina	4.12	"	8.15	"	4.12	"
" Junction City	4.37	"	8.50	"	4.37	"
" Manhattan	5.27	"	9.48	"	5.27	"
" Topeka	6.45	"	10.15	"	6.45	"
" Lawrence	7.00	TUE	11.15	TUE	7.00	TUE
Ar Kansas City	11.59	TUE	7.35	WED	11.59	TUE
Lv Kansas City (Wabash)	7.00	TUE	11.59	TUE	7.00	TUE
Ar St. Louis (C.T.)	11.59	TUE	7.35	WED	11.59	TUE

Local
No. 52
Daily

Equipment for Page 15

★ **NO. 10—Streamliner CITY OF ST. LOUIS—DAILY**

No. 10 to Kansas City; Wabash 10 to St. Louis.

Club Lounge Car ☉..... Los Angeles to St. Louis (Radio).
Standard Sleeping Cars..... Los Angeles to St. Louis—12 Rmte., 4 Dbl. Bdrm.
Los Angeles to Cedar City—10 Sec., D.R., Comps. (No. 309 Milford to Cedar City—Summer Season).
Cedar City to Salt Lake City—8 Sec., D.R., Comps. (No. 310 to Milford—Summer Season).
Ogden to St. Louis—6 Sections, 6 Roomettes, 4 Double Bedrooms (No. 28 from San Francisco).
Green River to St. Louis—6 Sections, 6 Roomettes, 4 Double Bedrooms (No. 402-12 from Seattle).
Denver to Kansas City—6 Sec., 6 Rmte., 4 Dbl. Bdrm.
Reclining Seat Coaches..... Los Angeles to St. Louis.
(All Seats Reserved).... Green River to St. Louis (No. 12 from Portland).
Ogden to St. Louis (No. 28 from San Francisco).
Los Angeles to Green River (for Omaha) (not reserved).
Dining Car..... A la carte and club or table d'hote service.

★ **NO. 38—PONY EXPRESS—DAILY**

Club Lounge Car ☉..... Los Angeles to Denver (Radio).
Standard Sleeping Cars..... Los Angeles to Kansas City—12 Sections, D. R.
Los Angeles to Ogden—10 Sec., 3 Dbl. Bdrms. (No. 24 to Chicago).
Los Angeles to Ogden—14 Sections (No. 24 to Chicago).
Los Angeles to Salt Lake City—10 Roomettes, 6 Double Bedrooms (No. 29 through to Butte).
Los Angeles to Las Vegas—8 Sec., D.R., 3 Dbl. Bdrms.
Salt Lake City to Denver—6 Sections, 6 Roomettes, 4 Double Bedrooms.
Ogden to Denver—12 Sections, D. R. (S.P. 24 from San Francisco).
Reclining Seat Coaches..... Los Angeles to Ogden and Kansas City.
Ogden to Kansas City (S.P. 24 from San Francisco).
Dining Car..... East of Las Vegas—a la carte and club or table d'hote.

Footnotes for Page 15

- ☉ Club lounge cars are for the exclusive use of standard sleeping car passengers.
- ★ Regularly assigned through cars air-conditioned. (†) Stops only on signal.
- ▲ Motor Bus between Lund and Cedar City. ☐ Conditional stop; see Table 24.
- ♦ Motor bus connections with main line trains at East Los Angeles. See tables 7, 8 and 9 for complete information on bus schedules to and from East Los Angeles.
- ☐ Connection with No. 10 is made at Milford, not at Lund.

Time from 12.01 midnight to 12.00 noon shown in light face type.
Time from 12.01 noon to 12.00 midnight shown in heavy face type.

Advantages of

COAST-TO-COAST SLEEPING CAR SERVICE

- The schedules shown in Tables on pages 6 and 7 of this folder provide a convenient service for the coast-to-coast traveler, at No Extra Fare.
- This service eliminates the necessity of changing trains or transferring from one station to another in Chicago.

It gives the traveler a choice of two fine routes between the Atlantic Coast and Chicago, and the service of the famous Overland Route between Chicago and California.

For Dependable Transportation—Be Specific, Say "UNION PACIFIC"

ST. LOUIS—KANSAS CITY—SAN FRANCISCO via Denver

Local No. 57 Daily Example	Pony Express-Gold Coast 37-23 Example	Streamliner City of St. Louis-San Francisco Overland 9-27 Example	Table E Condensed Schedules All Trains Daily				San Francisco Overland-Streamliner City of St. Louis 28-10 Example	Gold Coast-Pony Express 24-38 Example	Local No. 52 Daily Example
			Wabash						
	4.00 SUN	4.00 SUN	Lv	St. Louis (C.S.T.)	Mo.	Ar	11.59 TUE	7.35 WED	
	9.00 SUN	9.00 SUN	Ar	Kansas City	"	Lv	7.00 TUE	11.59 TUE	
	11.30 SUN	9.30 SUN	Lv	Kansas City Union Pacific	Mo.	Ar	6.45 TUE	11.15 TUE	
	12.30 MON	"	"	Lawrence	Kan.	Lv	"	10.15 "	
	1.15 "	10.37 "	"	Topeka	"	"	5.27 "	9.46 "	
	2.20 "	11.27 "	"	Manhattan	"	"	4.37 "	8.90 "	
	3.15 "	11.55 SUN	"	Junction City	"	"	4.12 "	8.15 "	
	3.50 "	"	"	Abilene	"	"	"	7.25 "	
	4.50 "	12.45 "	"	Salina	"	"	3.10 "	6.55 "	
	7.08 "	2.24 "	"	Ellis (C.S.T.)	"	Lv	1.24 "	4.45 "	
	8.00 "	2.49 "	"	Ellis (M.S.T.)	"	Ar	1.10 "	4.25 "	
Local No. 57 Daily Example	7.30 "	1.58 "	Lv	Oakley	Kan.	"	12.01 TUE	3.15 "	Local No. 52 Daily Example
	9.20 "	3.08 "	"	Sharon Springs	"	"	10.51 MON	1.50 "	
	10.35 "	3.58 "	"	Limon	"	"	10.05 "	12.55 "	
	1.18 "	5.55 "	Ar	Denver	Colo.	Lv	8.12 "	10.30 "	
8.15 SUN	3.50 "	7.45 "	Lv	Denver	Colo.	Ar	6.45 "	8.50 "	5.20 SUN
9.20 "	6.35 "	8.10 "	"	LaSalle	"	"	6.15 MON	8.00 TUE	4.15 "
9.34 "	6.27 "	9.03 "	"	Greely	Colo.	"	"	"	4.01 "
10.50 SUN	8.40 MON	9.13 MON	Via Borie	Cheyenne	Wyo.	Lv	5.01 TUE	"	2.45 SUN
	Cut-off	Cut-off	Ar	Cheyenne	Wyo.	Ar	Cut-off	Cut-off	
	9.18 MON	11.20 MON	"	Laramie	"	Lv	3.10 MON	4.15 TUE	
	11.45 MON	1.19 "	"	Rawlins	"	"	1.05 "	1.55 TUE	
	2.05 TUE	"	"	Rock Springs	"	"	"	11.32 MON	
	2.45 "	4.40 "	"	Green River	"	"	10.45 "	11.10 "	
	4.50 "	6.47 "	"	Evanston	Wyo.	"	8.37 "	8.57 "	
	6.35 TUE	8.33 MON	Ar	Ogden (M.S.T.)	Utah	Lv	6.50 MON	7.10 MON	
	6.20 TUE	8.00 MON	Lv	Salt Lake City (M.T.)	"	Ar	7.35 MON	9.20 MON	
			Southern Pacific						
	8.15 TUE	9.00 MON	Lv	Ogden (M.S.T.)	Utah	Ar	6.25 MON	6.30 MON	
	10.40 "	6.41 TUE	"	Reno (P.S.T.)	Nev.	Lv	6.39 SUN	2.55 "	
	11.45 "	7.37 "	"	Truckee	Cal.	"	5.32 "	1.35 MON	
	4.35 WED	11.40 "	"	Sacramento	"	"	1.40 "	9.15 SUN	
	6.38 "	1.25 "	Ar	Berkeley	"	"	11.46 "	6.49 "	
	6.49 "	1.35 "	"	Oakland (18th St.)	"	"	11.38 "	6.39 "	
	7.00 "	1.45 "	"	Oakland Pier	"	"	11.30 "	6.30 "	
	7.35 WED	2.20 TUE	Ar	San Francisco (P.S.T.)	Cal.	Lv	11.00 SUN	6.00 SUN	

Equipment for Page 16

★ NO. 9-27—*Streamliner*—CITY OF ST. LOUIS—SAN FRANCISCO OVERLAND—DAILY

Wabash No. 9 to Kansas City; No. 9 to Green River; No. 27 to Ogden; S. P. No. 27 to San Francisco.

Club Lounge Service ☉... St. Louis to San Francisco (Radio).
 Standard Sleeping Cars... St. Louis to San Francisco—6 Sections, 6 Roomettes, 4 Double Bedrooms.
 St. Louis to Green River—6 Sections, 6 Roomettes, 4 Double Bedrooms (No. 11-459 to Seattle).
 St. Louis to Green River—12 Roomettes 4 Double Bedrooms (No. 9 to Los Angeles).
 Kansas City to Denver—6 Sections, 6 Roomettes, 4 Double Bedrooms.
 Salt Lake City to San Francisco—6 Sections, 6 Roomettes, 4 Double Bedrooms. (No. 29 to Ogden).

Reclining Seat Coaches... St. Louis to San Francisco.
 (All Seats Reserved)
 St. Louis to Green River (No. 9 to Los Angeles).
 St. Louis to Green River (No. 11 to Portland).
 Dining Car... A la carte and club or table d'hote service.

★ NO. 37-23—PONY EXPRESS—GOLD COAST—DAILY

No. 37 to Ogden; S. P. No. 23 to San Francisco.

Club Lounge Service ☉... Denver to San Francisco (Radio).
 Standard Sleeping Cars... Kansas City to Ogden—12 Sections, D. R. (No. 37 to Los Angeles—open 10.00 p.m.).
 Kansas City to Denver—10 Sections, 1 Drawing-room, 2 Compartments (No. 17 through to Portland).
 Denver to San Francisco—12 Sections, D. R.
 Denver to Ogden—6 Sections, 6 Roomettes, 4 Double Bedrooms (No. 37 to Salt Lake City).

Reclining Seat Coach... Kansas City to San Francisco.
 Dining Car... A la carte and club or table d'hote service.

★ NO. 28-10—SAN FRANCISCO OVERLAND—*Streamliner* CITY OF ST. LOUIS—DAILY

S. P. No. 28 to Ogden; No. 10 to Kansas City; Wabash No. 10 to St. Louis

Club Lounge Service ☉... San Francisco to St. Louis (Radio).
 Standard Sleeping Cars... San Francisco to St. Louis—6 Sections, 6 Roomettes, 4 Double Bedrooms.
 San Francisco to Salt Lake City—6 Sections, 6 Roomettes, 4 Double Bedrooms. (No. 30 south of Ogden).
 Ogden to St. Louis—12 Roomettes, 4 Double Bedrooms (No. 10 from Los Angeles).
 Green River to St. Louis—6 Sections, 6 Roomettes, 4 Double Bedrooms (Nos. 402-12 from Seattle).
 Denver to Kansas City—6 Sections, 6 Roomettes, 4 Double Bedrooms (occupancy 7:30 a.m.).

Reclining Seat Coaches... San Francisco to St. Louis.
 Ogden to St. Louis (No. 10 from Los Angeles).
 Green River to St. Louis (No. 12 from Portland).
 Dining Car... A la carte and club or table d'hote service.

★ NO. 24-38—GOLD COAST—PONY EXPRESS—DAILY

S. P. No. 24 to Ogden; No. 38 to Kansas City.

Club Lounge Service ☉... San Francisco to Denver. (Radio).
 Standard Sleeping Cars... Ogden to Kansas City—12 Sections, D. R. (No. 38 from Los Angeles).
 San Francisco to Denver—12 Sections, D. R.
 Ogden to Denver—6 Sections, 6 Roomettes, 4 Double Bedrooms (No. 38 from Salt Lake City).

Reclining Seat Coach... San Francisco to Kansas City.
 Dining Car... A la carte and club or table d'hote service.

Footnotes for Page 16

☉ Club lounge cars are for the exclusive use of standard sleeping car passengers.

☐ Conditional stop; see table 24.

□ Conditional stop; see table 30.

★ Regularly assigned through cars air-conditioned.

(f) Stops only on signal.

(C.S.T.) Central standard time, (M.S.T.) Mountain standard time, (P.S.T.) Pacific standard time.
 Time from 12.01 midnight to 12.00 noon shown in light face type.

Time from 12.01 noon to 12.00 midnight shown in heavy face type.

ST. LOUIS—KANSAS CITY—PORTLAND—SEATTLE via Denver

	Local No. 57 Daily	Pony Express-Portland Rose 37-17 Example	Streamliner City of St. Louis Idahoan 9-11 Example	Table F Condensed Schedules All Trains Daily	Idahoan-Streamliner City of St. Louis 12-10 Example	Portland Rose-Pony Express 18-38 Example	Local No. 52 Daily
		4.00 SUN	4.00 SUN	St. Louis (Wabash)(C.S.T.) Mo. Ar	11.59 WED	7.35 WED	
		9.00 SUN	9.00 SUN	Kansas City Ar	7.00 WED	11.59 TUE	
		11.30 SUN	9.30 SUN	Kansas City (Union Pacific) Mo. Ar	6.45 WED	11.15 TUE	
		12.30 MON	10.30 MON	Lawrence Kan. Ar	6.45 WED	10.15 TUE	
		1.15 "	10.37 "	Topeka " " Ar	5.27 "	9.46 "	
		2.20 "	11.27 "	Manhattan " " Ar	4.37 "	8.50 "	
		3.15 "	11.55 SUN	Junction City " " Ar	4.12 "	8.15 "	
		4.50 "	12.45 MON	Sallina (C.S.T.) " " Lv	3.10 "	6.55 "	
		7.30 "	1.58 "	Ellis (M.S.T.) " " Ar	12.01 WED	3.15 "	
		9.20 "	3.08 "	Oakley Kan. Lv	10.51 TUE	1.50 "	
		3.30 "	7.45 "	Denver Colo. Ar	6.45 "	8.50 "	
		5.40 MON	8.10 "	Denver Ar	6.15 "	8.10 TUE	
		Via Borie	Via Borie	Cheyenne Wyo. Lv	Via Borie	Via Borie	
		Cut-off	Cut-off	Cheyenne Ar	Cut-off	Cut-off	
		9.33 MON	11.20 "	Laramie " " Lv	3.10 "	4.25 TUE	
		12.05 TUE	1.19 "	Rawlins " " Ar	1.05 "	2.05 TUE	
		3.25 "	4.30 "	Green River " " Ar	10.45 "	11.25 MON	
		5.00 "	5.54 "	Kemmerer Wyo. Ar	8.27 "	9.41 "	
		9.10 TUE	9.45 MON	Pocatello Ida. Lv	4.10 TUE	5.25 MON	
			7.30 TUE	West Yellowstone " " Lv	7.30 MON		
			7.30 MON	West Yellowstone " " Ar		7.30 TUE	
		9.40 TUE	10.25 MON	Pocatello " " Ar	3.40 TUE	5.05 MON	
		10.55 "	11.30 "	Minidoka " " Ar	2.30 "	3.55 "	
		11.45 TUE	12.20 TUE	Shoshone " " Lv	1.30 TUE	3.00 MON	
		11.50 TUE	4.30 TUE	Shoshone " " Ar	12.45 TUE	2.55 TUE	
		1.50 TUE	7.30 TUE	Sun Valley (Ketchum) " " Lv	10.30 MON	12.55 MON	
		9.40 TUE		Sun Valley (Ketchum) " " Ar	7.30 TUE	5.05 MON	
		11.40 TUE		Shoshone " " Lv	4.30 TUE	3.05 MON	
		11.45 TUE	12.20 TUE	Shoshone " " Ar	1.30 TUE	3.00 MON	
		2.50 "	3.25 "	Boise Ida. Lv	10.15 MON	12.10 "	
		5.35 "	6.05 "	Huntington (M.S.T.) Ore. Lv	7.30 "	9.40 "	
		4.45 "	5.15 "	Huntington (P.S.T.) " " Ar	6.20 "	8.30 "	
		6.12 "	6.37 "	Baker " " Lv	4.57 "	7.05 "	
		10.25 "	10.23 "	Pendleton " " Ar	1.10 "	2.55 "	
		11.20 TUE	11.05 "	Hinkle " " Ar	12.20 "	2.10 MON	
		3.25 WED	1.15 "	The Dalles " " Ar	10.15 "	11.50 SUN	
		4.05 "	1.50 "	Hood River " " Ar	9.38 "	11.13 "	
		6.00 WED	3.30 TUE	Portland " " Lv	8.10 MON	9.45 SUN	
		8.00 WED	5.00 TUE	Portland Ore. Ar	6.45 MON	9.15 SUN	
		11.01 "	8.05 TUE	Tacoma Wash. Lv	1.15 MON	5.52 "	
		11.59 WED	9.15 TUE	Seattle (P.S.T.) Wash. Lv	11.45 SUN	4.45 SUN	

Equipment for Page 17

★ **NO. 9-11—Streamliner CITY OF ST. LOUIS—IDAHOAN—DAILY**
 Wabash 9 to Kansas City; 9 to Green River; 11 to Portland; 459 to Seattle.
 Club Lounge Service @ St. Louis to Portland (Radio).
 Standard Sleeping Cars St. Louis to Seattle—6 Sec., 6 Rmte., 4 Dbl. Bdrm.
 St. Louis to Green River—12 Roomettes, 4 Double Bedrooms (No. 9 to Los Angeles).
 St. Louis to Green River—6 Sections, 6 Roomettes, 4 Double Bedrooms (No. 27 to San Francisco).
 Kansas City to Denver—6 Sec., 6 Rmte., 4 Dbl. Bdrm.
 Green River to West Yellowstone—10 Sections, D. R., Compts. (C&NW-UP No. 87 Chicago to Green River; No. 11 to Pocatello; No. 35 beyond—Summer Season).
 Pocatello to Portland—10 Sections, 1 Drawing-room, 1 Compartment (No. 31 from Salt Lake City).
 Reclining Seat Coaches St. Louis to Portland (all seats reserved).
 St. Louis to Green River (No. 9 to Los Angeles—all reserved).
 St. Louis to Green River (No. 27 to San Francisco—all reserved).
 Green River to Portland (No. 11 from Omaha—not reserved).
 Pocatello to Portland (31 from S.L. City—not resvd).
 Dining Car A la carte and club or table d'hote service.

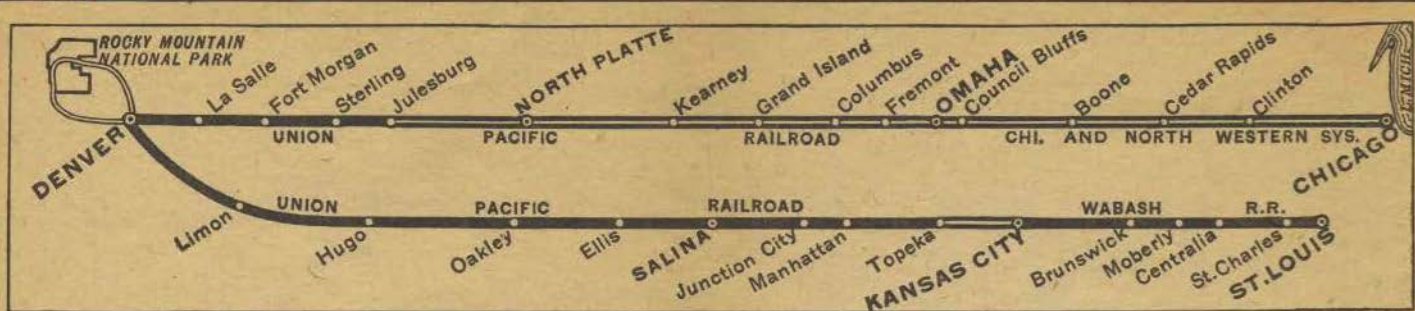
★ **NO. 37-17—PONY EXPRESS—PORTLAND ROSE—DAILY**
 No. 37 to Denver; No. 17 to Portland.
 Club Lounge Car @ Denver to Portland (Radio).
 Standard Sleeping Cars Kansas City to Portland—10 Sections, 1 Drawing-room, 2 Compartments (open 10:00 p.m.).
 Kansas City to Denver—12 Sec., D. R. (No. 37 to L.A.) (open 10:00 p.m.).
 Denver to Portland—6 Sec., 6 Rmte., 4 Dbl. Bdrms.
 West Yellowstone to Pocatello—10 Sec., D.R., Compts. (No. 36 to Pocatello—occupancy until 8:00 a.m.).
 Reclining Seat Coaches Kansas City to Portland; Denver to Hinkle (No. 20 to Spokane).
 Dining Car A la carte and club or table d'hote.

★ **NO. 12-10—IDAHOAN—Streamliner CITY OF ST. LOUIS—DAILY**
 402 to Portland; 12 to Green River; 10 to Kansas City; Wab. 10 to St. Louis.
 Club Lounge Service @ Portland to St. Louis (Radio).
 Standard Sleeping Cars Seattle to St. Louis—6 Sec., 6 Rmte., 4 Dbl. Bdrm.
 Portland to Pocatello—10 Sec., D. R., Compt., (No. 32 to Salt Lake City).
 Green River to St. Louis—12 Roomettes, 4 Double Bedrooms (No. 10 from Los Angeles).
 Green River to St. Louis—6 Sections, 6 Roomettes, 4 Dbl. Bedrooms (No. 28-10 from San Francisco).
 Denver to Kansas City—6 Sections, 6 Roomettes, 4 Double Bedrooms. (Occupancy 7:30 a.m.).
 West Yellowstone to Green River—10 Sections, D. R., Compts. (No. 36 to Pocatello; No. 12 to Green River; No. 28 to Cheyenne and Chicago—Summer Season).
 Reclining Seat Coaches Portland to St. Louis (all seats reserved).
 Portland to Pocatello (No. 32 to Salt Lake City—not reserved).
 Portland to Green River (No. 12 through to Omaha—not reserved).
 Green River to St. Louis (No. 10 from Los Angeles—all seats reserved).
 Green River to St. Louis (No. 28-10 from San Francisco—all seats reserved).
 Dining Car A la carte and club or table d'hote service.

★ **NO. 18-38—PORTLAND ROSE—PONY EXPRESS—DAILY**
 No. 18 to Denver; No. 38 to Kansas City.
 Club Lounge Car @ Portland to Denver (Radio).
 Standard Sleeping Cars Portland to Kansas City—10 sections, 1 Drawing-room, 2 Compartments.
 Portland to Denver—6 Sec., 6 Rmte., 4 Dble. Bdrm.
 Pocatello to West Yellowstone—10 Sec., D.R., Compts. (No. 35 from Pocatello—open 9:30 p.m.).
 Denver to Kans. C.—12 Sec., D. R., (No. 38 from L.A.).
 Reclining Seat Coaches Portland to Kansas City; Hinkle to Denver (from Spokane).
 Dining Car A la carte and club or table d'hote.

Footnotes for Page 17

★ Regularly assigned through cars air conditioned. @ Conditional stop; see Table 24.
 ☉ Club lounge cars are for the exclusive use of standard sleeping car passengers.
 ■ West Yellowstone, Montana, is gateway to Yellowstone National Park. Service during summer season only, June 18 through September 8.
 ♦ Motor Bus. This service is provided passengers arriving or departing Shoshone and holding through rail tickets to and from Sun Valley or Ketchum, Idaho.
 ▲ Daily train No. 459. # Daily train No. 457. * Daily train No. 458. □ Daily train No. 402.



CHICAGO-MINNEAPOLIS-OMAHA-DENVER

Table G Condensed Schedules All Trains Daily		Streamliner City of Denver 111 Example	National Parks Special 11-85 Winter Season	National Parks Special 1-85 Summer Season	Equipment for Table G
* NO. 111—Streamliner CITY OF DENVER—DAILY					
Train runs via C. & N. W. to Omaha; thence U. P.					
Club Lounge Car @ Chicago to Denver (Radio).					
Observation Sleeping Car @ Chicago to Denver—6 Double Bedrooms.					
Standard Sleeping Cars Chicago to Denver—Drawing-room, Compta., Bed-rooms, Roomettes, Sections (4 cars).					
Reclining Seat Coaches Chicago to Denver (2 cars—all seats reserved).					
Dining Car A la carte and club or table d'hote service.					
* NO. 11-85—NATIONAL PARKS SPECIAL—DAILY—(Sept. 8—June 15)					
No. 11 to North Platte; No. 85 to Denver.					
Standard Sleeping Cars Omaha to Denver—12 Sections, 2 Double Bedrooms.					
Reclining Seat Coaches Omaha to Denver (not reserved).					
Cafe Lounge Car A la carte and club or table d'hote service, North Platte to Denver.					
* NO. 1-85 NATIONAL PARKS SPECIAL—(June 16—Sept. 7)					
C. & N. W. No. 1 to Omaha; U. P. No. 85 to Denver.					
Club Lounge Service @ Chicago to Denver.					
Standard Sleeping Cars Chicago to Denver—8 Sections, 5 Double Bedrooms.					
Observation Sleeping Car @ Denver to Chicago—6 Double Bedrooms.					
Standard Sleeping Cars Omaha to Denver—12 Sections, 2 Double Bedrooms.					
Reclining Seat Coaches Chicago to Denver (all seats reserved).					
Dining Car A la carte and club or table d'hote service.					

DENVER-OMAHA-MINNEAPOLIS-CHICAGO

Table G Condensed Schedules All Trains Daily		Streamliner City of Denver 112 Example	National Parks Special 86-12 Winter Season	National Parks Special 86-2 Summer Season	Equipment for Table G
* NO. 112—Streamliner CITY OF DENVER—DAILY					
Train runs via C. & N. W. east of Omaha.					
Club Lounge Car @ Denver to Chicago (Radio).					
Observation Sleeping Car @ Denver to Chicago—6 Double Bedrooms.					
Standard Sleeping Cars Denver to Chicago—Drawing-room, Compta., Bed-rooms, Roomettes, Sections (4 cars).					
Reclining Seat Coaches Denver to Chicago (2 cars—all seats reserved).					
Dining Car A la carte and club or table d'hote service.					
* NO. 86-12—NATIONAL PARKS SPECIAL—DAILY—(Sept. 9—June 16)					
No. 86 to North Platte; No. 12 to Omaha.					
Standard Sleeping Car Denver to Omaha—12 Sections, 2 Double Bedrooms.					
(Occupancy until 7:30 a.m.)					
Reclining Seat Coach Denver to Omaha (not reserved).					
Cafe Lounge Car A la carte and club or table d'hote service, Denver to North Platte.					
* NO. 86-2 NATIONAL PARKS SPECIAL (June 17—Sept. 8)					
No. 86 to Omaha; C. & N. W. No. 2 to Chicago.					
Club Lounge Service @ Denver to Chicago.					
Standard Sleeping Cars Denver to Chicago—8 Sections, 5 Double Bedrooms.					
Denver to Omaha—12 Sections, 2 Double Bedrooms.					
(Occupancy until 7:30 a.m.)					
Reclining Seat Coaches Denver to Chicago (all seats reserved).					
Dining Car A la carte and club or table d'hote service.					

Footnotes for Page 18

@ Club lounge cars are for the exclusive use of standard sleeping car passengers. (C.S.T.) Central Standard time. (M.S.T.) Mountain Standard time.
 @ Conditional stop; see Tables 17 or 24. Time from 12.01 midnight to 12.00 noon shown in light face type.
 * Regularly assigned through cars air-conditioned. (f) Stops only on signal. Time from 12.01 noon to 12.00 midnight shown in heavy face type.

ST. LOUIS-KANSAS CITY-DENVER

The Kansas 39 Example	Pony Express 37 Example	Strmliner City of St. Louis 9 Example	Table H Condensed Schedules All Trains Daily		Strmliner City of St. Louis 10 Example	Pony Express 38 Example	The Kansas 40 Example
	4.00 su	4.00 su	Lv	ST. Louis (C.S.T.)	Ar	11.59 mo	7.35 mo
	9.00 "	9.00 "	Lv	Kansas City Union Pacific	Lv	7.00 "	11.59 su
6.30 su	11.30 "	9.30 "	Lv	Kansas City	Lv	6.45 "	11.15 "
6.37 "	11.38 su	"	"	Kansas City, Kans.	Lv	"	10.17 "
7.16 "	12.30 mo	"	"	Lawrence	"	"	10.15 "
7.21 "	1.15 "	10.37 "	"	Topeka	"	5.27 "	9.46 "
8.34 "	"	"	"	St. Marys	"	"	9.05 "
8.50 "	2.20 "	11.27 "	"	Wamego	"	"	8.32 "
9.25 "	2.45 "	"	"	Manhattan	"	4.37 "	8.50 "
9.45 "	3.15 "	11.55 su	"	Fort Riley	"	"	7.37 "
"	"	"	"	Junction City	"	4.12 "	8.15 "
10.17 "	3.50 "	"	"	Chapman	"	"	"
"	"	"	"	Detroit	"	"	"
10.55 su	4.50 "	12.45 "	"	Ahlena	"	"	7.25 "
Ar	8.00 "	2.49 "	Ar	Solomon	"	"	"
"	7.30 "	1.58 "	Lv	Salina	"	3.10 "	6.55 "
"	9.20 "	3.08 "	Lv	Ellis (C.S.T.)	Lv	1.10 "	4.25 "
"	12.57 "	6.35 "	Lv	Ellis (M.S.T.)	Ar	12.01 mo	3.15 "
"	1.18 "	5.55 "	Lv	Oakley	Lv	10.51 mo	1.50 "
"	3.30 mo	7.45 mo	Ar	Hugo	"	8.30 "	10.55 "
				Limon	"	8.12 "	10.30 "
				Denver (M.S.T.)	Lv	6.45 su	8.50 su

Equipment for Table H

★ NO. 38-PONY EXPRESS-DAILY

Standard Sleeping Cars... Denver to Kansas City—12 Sec., D.R. (from L. A.).
Denver to Kansas City—10 Sec., D.R., 2 Compt. (No. 18 from Portland).
Reclining Seat Coach... Denver to Kansas City (from Los Angeles).
Dining Car... A la carte and club or table d'hote service.

Equipment for Table H

★ NO. 9-Streamliner CITY OF ST. LOUIS-DAILY

Wabash 9 to Kansas City; U. P. 9 to Denver.
Club Lounge Car @... St. Louis to Denver (Radio).
Standard Sleeping Cars... St. Louis to Denver—12 Roomettes, 4 Double Bedrooms (for Los Angeles).
Reclining Seat Coaches... St. Louis to Denver—6 Sec., 6 Rmte., 4 Dbl. Bdrm. (all reserved—for Los Angeles).
St. Louis to Denver (all reserved).
Dining Car... A la carte and club or table d'hote service.

★ NO. 37-PONY EXPRESS-DAILY

Standard Sleeping Cars... Kansas City to Denver—12 Sec., D.R. (for L. A.).
(open 10:00 p.m.).
Kansas City to Denver—10 Sec., D.R., 2 Compt. (No. 17 to Portland), (open 10:00 p.m.).
Reclining Seat Coach... Kansas City to Denver (for Los Angeles).
Dining Car... A la carte and club or table d'hote service.

★ NO. 10-Streamliner CITY OF ST. LOUIS-DAILY

U. P. 10 to Kansas City; Wabash 10 to St. Louis.
Club Lounge Car @... Denver to St. Louis (Radio).
Standard Sleeping Cars... Denver to St. Louis—12 Roomettes, 4 Double Bedrooms (from Los Angeles).
Denver to Kansas City—6 Sec., 6 Rmte., 4 Dbl. Bdrm. (Occupancy 7:30 a.m.).
Reclining Seat Coaches... Denver to St. Louis (all reserved—from Los Angeles).
Denver to St. Louis (all reserved).
Dining Car... A la carte and club or table d'hote service.



DENVER-SALT LAKE CITY

Local No. 57 Daily	Pony Express 37 Example	Strmliner City of St. Louis 9 Example	Table J Condensed Schedules All Trains Daily		Strmliner City of St. Louis 10 Example	Pony Express 38 Example	Local 52 Daily
8.15 su	5.35 su	8.10 su	Lv	Denver (M.S.T.)	Ar	6.15 su	8.00 mo
9.20 "	6.27 "	9.03 "	"	La Salle	Ar	"	4.15 "
10.50 su	9.18 su	11.20 su	Ar	Cheyenne	Ar	Via Borie	Via Borie
"	11.45 su	1.19 "	"	Laramie	Lv	3.10 "	4.15 mo
"	2.45 mo	4.05 "	"	Rawlins	"	1.05 "	1.55 mo
"	4.50 "	6.09 "	"	Green River	"	10.45 "	11.10 su
"	6.35 "	7.55 "	Ar	Evanston	"	8.37 "	8.57 "
"	8.00 mo	9.20 su	Ar	Ogden	"	6.50 "	7.10 "
"			Lv	Salt Lake City	Lv	5.05 su	5.45 su

Equipment for Table J

★ NO. 37-PONY EXPRESS-DAILY

Club Lounge Car @... Denver to Salt Lake City (Radio).
Standard Sleeping Cars... Denver to Salt Lake City—12 Sections, D.R. (for L.A.).
Denver to Salt Lake City—6 Sections, 6 Roomettes, 4 Double Bedrooms.
Reclining Seat Coaches... Denver to Salt Lake City (for Los Angeles).
Dining Car... A la carte and club or table d'hote service.

Equipment for Table J

★ NO. 9-CITY OF ST. LOUIS-DAILY

Club Lounge Car @... Denver to Salt Lake City (Radio).
Standard Sleeping Cars... Denver to Salt Lake City—12 Roomettes, 4 Double Bedrooms (for Los Angeles).
Reclining Seat Coaches... Denver to Salt Lake City (all reserved—from Los Angeles).
Dining Car... A la carte and club or table d'hote service.

★ NO. 10-CITY OF ST. LOUIS-DAILY

Club Lounge Car @... Salt Lake City to Denver (Radio).
Standard Sleeping Cars... Salt Lake City to Denver—12 Roomettes, 4 Double Bedrooms (from Los Angeles).
Reclining Seat Coaches... Salt Lake City to Denver (all reserved—from Los Angeles).
Dining Car... A la carte and club or table d'hote service.

★ NO. 38-PONY EXPRESS-DAILY

Club Lounge Car @... Salt Lake City to Denver (Radio).
Standard Sleeping Cars... Salt Lake City to Denver—12 Sec., D.R. (from L.A.).
Salt Lake City to Denver—6 Sections, 6 Roomettes, 4 Double Bedrooms.
Reclining Seat Coaches... Salt Lake City to Denver (from Los Angeles).
Dining Car... A la carte and club or table d'hote service.

Footnotes for Page 19

⊙ Club lounge cars are for the exclusive use of standard sleeping car passengers.
★ Regularly assigned through cars air-conditioned. ⊠ Conditional stop; see Tables 17, 24 or 30.
(C.S.T.) Central Standard time. (M.S.T.) Mountain Standard time.
Time from 12.01 midnight to 12.00 noon shown in light face type. (f) stops only on signal.
Time from 12.01 noon to 12.00 midnight shown in heavy face type.



CHICAGO — OMAHA — SPOKANE

No. 105 - Bus Example	No. 23-17-20 Example	Table K Condensed Schedules All Trains Daily	No. 19-18-24 Example	Bus- No. 106 Example
5.30 SUN	8.00 SUN	Lv Chicago (C.T.) C. & N. W. Ar	8.15 WED	11.30 TUE
1.40 MON	8.20 MON	Lv Omaha (Union Pacific) Ar	7.50 TUE	3.00 TUE
5.25 "	2.15 "	Lv North Platte (C.T.) Ar	1.40 "	10.58 MON
4.30 "	1.25 "	Lv North Platte (M.T.) Ar	12.30 "	9.53 "
8.05 "	6.75 MON	Lv Cheyenne Ar	3.30 TUE	8.50 "
5.55 "	9.40 TUE	Lv Poccatello Ar	5.25 MON	8.55 "
9.40 "	2.50 "	Lv Boise Ar	12.10 "	5.00 "
11.40 "	5.35 "	Lv Huntington (M.T.) Ar	9.40 "	3.05 "
10.40 MON	4.45 "	Lv Huntington (P.T.) Ar	8.30 "	2.05 MON
3.13 TUE	10.25 "	Lv Pendleton Ar	2.55 "	9.30 SUN
8.30 TUE	11.20 TUE	Lv Hinkle Ar	2.10 "	9.00 SUN
	13.20 WED	Lv Wallula Ar	12.27 MON	
	7.50 WED	Lv Yakima Ar	8.00 SUN	
10.02 TUE	5.25 WED	Lv Walla Walla Ar	10.15 SUN	7.30 SUN
	4.40 WED	Lv Ayer Ar	11.20 SUN	
1.32 TUE	8.25 WED	Lv Lewiston Ar	7.30 SUN	3.50 SUN
	8.50 WED	Lv Moscow Ar	6.45 SUN	
3.15 TUE	7.20 WED	Lv Spokane (P.T.) Ar	9.00 SUN	2.15 SUN

★ NO. 23-17-20—GOLD COAST—PORTLAND ROSE—DAILY
 No. 23 to Green River; No. 17 to Hinkle; No. 20 to Spokane.
 Club Lounge Service @ Chicago to Spokane.
 Standard Sleeping Cars Chicago to Hinkle—10 Sections, Drawing-room, Compartment (for Portland).
 Pocatello to Spokane—10 Sections, 3 Double Bedrooms (No. 33 from Salt Lake City).
 Reclining Seat Coaches Chicago to Portland.
 Green River to Spokane (No. 17 through from Denver).
 Dining Car A la carte and club or table d'hote service.

★ NO. 19-18-24—PORTLAND ROSE—GOLD COAST—DAILY
 No. 19 to Hinkle; No. 18 to Green River; No. 24 to Chicago.
 Club Lounge Service @ Spokane to Chicago.
 Standard Sleeping Cars Spokane to Chicago—10 Sections, Drawing-room, Compartment (from Portland).
 Spokane to Pocatello—10 Sections, 3 Double Bedrooms (No. 34 to Salt Lake City).
 Reclining Seat Coaches Spokane to Green River (No. 18 through to Denver).
 Hinkle to Chicago (from Portland).
 Dining Car A la carte and club or table d'hote service.

★ NO. 106—Streamliner CITY OF PORTLAND—DAILY
 Bus to Pendleton; No. 106 to Chicago.
 Club Lounge Car @ Pendleton to Chicago (Radio, bath).
 Standard Sleeping Cars Pendleton to Chicago—Drawing-rooms, Compts., Bedrooms, Roomettes, Sections.
 Reclining Seat Coaches Pendleton to Chicago (leg rest seats—all reserved).
 Cafe Lounge Car Moderately priced meals and lounge for coach passengers.
 Dining Car A la carte and club or table d'hote service.

Equipment for Table K
★ NO. 105—Streamliner CITY OF PORTLAND—DAILY
 No. 105 to Pendleton; Bus to Spokane.
 Club Lounge Car @ Chicago to Pendleton (Radio, bath).
 Standard Sleeping Cars Chicago to Pendleton—Drawing-rooms, Compts., Bedrooms, Roomettes, Sections.
 Reclining Seat Coaches Chicago to Pendleton (leg rest seats—all reserved).
 Cafe Lounge Car Moderately priced meals and lounge for coach passengers.
 Dining Car A la carte and club or table d'hote service.

ST. LOUIS — KANSAS CITY — SPOKANE

No. 37-17-20 Example	Table L Condensed Schedules All Trains Daily	No. 19-18-38 Example
4.00 SUN	Lv St. Louis (C.T.) Wabash Ar	7.35 WED
9.00 "	Lv Kansas City Ar	11.59 TUE
11.30 SUN	Lv Kansas City (Union Pacific) Ar	11.15 "
5.40 MON	Lv Denver (M.T.) Ar	8.10 TUE
9.40 TUE	Lv Poccatello Ar	5.25 MON
10.25 "	Lv Pendleton (P.T.) Ar	2.55 "
10.25 TUE	Lv Pendleton Ar	2.55 "
2.40 WED	Lv Hinkle Ar	2.10 "
13.20 WED	Lv Wallula Ar	12.27 MON
7.50 WED	Lv Yakima Ar	8.00 SUN
5.25 "	Lv Walla Walla Ar	10.15 "
13.20 "	Lv Wallula Ar	12.27 MON
4.40 "	Lv Ayer Ar	11.20 SUN
8.25 "	Lv Lewiston Ar	7.30 "
8.50 "	Lv Moscow Ar	6.45 "
4.40 "	Lv Ayer Ar	11.20 "
6.45 "	Lv Cheney Ar	9.25 "
7.20 WED	Lv Spokane (P.T.) Ar	9.00 SUN

Equipment for Table L
★ NO. 37-17-20—PONY EXPRESS—PORTLAND ROSE—DAILY
 No. 37 to Denver; No. 17 to Hinkle; No. 20 to Spokane.
 Club Lounge Service @ Denver to Spokane.
 Standard Sleeping Cars Kansas City to Hinkle—10 Sections, 1 Drawing-room, 2 Compartments (open 10:00 p.m.) (for Portland).
 Denver to Hinkle—6 Sections, 6 Roomettes, 4 Double Bedrooms (for Portland).
 Pocatello to Spokane—10 Sections, 3 Double Bedrooms (No. 33 from Salt Lake City).
 Reclining Seat Coaches Kansas City to Denver—Denver to Spokane.
 Dining Car A la carte and club or table d'hote service.

★ NO. 19-18-38—PORTLAND ROSE—PONY EXPRESS—DAILY
 No. 19 to Hinkle; No. 18 to Denver; No. 38 to Kansas City.
 Club Lounge Service @ Spokane to Denver.
 Standard Sleeping Cars Spokane to Pocatello—10 Sections, 3 Double Bedrooms (No. 34 to Salt Lake City).
 Hinkle to Denver—6 Sections, 6 Roomettes, 4 Double Bedrooms (from Portland).
 Hinkle to Kansas City—10 Sections, 1 Drawing-room, 2 Compartments (from Portland).
 Reclining Seat Coaches Spokane to Denver—Denver to Kansas City.
 Dining Car A la carte and club or table d'hote service.

Footnotes for Page 20

⊗ Club lounge cars are for the exclusive use of standard sleeping car passengers.
 The City of Portland has a lounge car for coach passengers.
 ★ Regularly assigned through cars air-conditioned.
 * Via Overland Greyhound Bus north of Pendleton.
 (C.T.) Central time. (M.T.) Mountain time. (P.T.) Pacific time.
 Time from 12.01 midnight to 12.00 noon shown in light face type.
 Time from 12.01 noon to 12.00 midnight shown in heavy face type.

CHICAGO—ST. LOUIS—KANSAS CITY—WEST YELLOWSTONE—VICTOR

City of St. Louis Yellowstone Special 9-11-35-47	San Fran. Overland Yel. Special No. 27-11-35-47 Example	Table O Summer Season ☉ All Trains Daily		Yel. Special San Fran. Overland No. 48-36-12-28 Example	Yellowstone Special City of St. Louis 48-36-12-10
3.30 SUN	12.30 MON	Lv Chicago (CST) C.&N.W.	Ar	1.00 TUE	
9.00 " "	12.55 MON	Lv Omaha	Ar	3.45 " "	
9.30 SUN	9.50 MON	Lv Omaha (Union Pacific)	Ar	3.20 TUE	
7.45 MON		Lv Cheyenne (M.S.T.)	Ar	5.20 MON	
8.10 " "		Lv St. Louis (C.S.T.) (Wab.)	Ar	↑	11.50 TUE
4.00 SUN		Lv Kansas City	Ar		7.00 " "
9.00 " "		Lv Kansas City	Ar		6.45 TUE
9.30 SUN		Lv Denver (M.S.T.)	Ar		6.45 MON
7.45 MON		Lv Denver	Ar		6.15 " "
8.10 " "		Lv Cheyenne	Ar		
Via Borie		Lv Cheyenne (M.S.T.)	Ar	5.05 MON	Via Borie
Via Borie	10.00 MON	Lv Green River	Ar	10.50 " "	10.45 MON
3.35 MON	4.20 " "	Lv Green River	Ar	9.50 " "	9.50 " "
4.20 " "	4.30 " "	Lv Pocatello	Ar	4.10 " "	4.10 " "
9.45 MON	9.45 MON	Lv Pocatello	Ar	1.35 " "	1.35 " "
1.43 TUE	1.45 TUE	Lv Blackfoot	Ar	12.50 " "	12.50 " "
2.30 " "	2.30 " "	Lv Idaho Falls	Ar	12.05 MON	12.05 MON
3.30 " "	3.30 " "	Lv Ashton	Ar	↑10.10 SUN	↑10.10 SUN
5.10 TUE	5.10 TUE	Lv Ashton	Ar	9.55 SUN	9.55 SUN
5.20 TUE	5.20 TUE	Lv Victor	Ar	8.15 SUN	8.15 SUN
7.00 TUE	7.00 TUE	Lv W. Yellowstone (M.S.T.)	Ar	7.30 SUN	7.30 SUN
7.30 TUE	7.30 TUE				

*** 9-11-35-47 CITY OF ST. LOUIS—YELLOWSTONE SPECIAL—DAILY**
Wabash 9 St. Louis to Kansas City; No. 9 to Green River; No. 11 to Pocatello; No. 35 to Ashton and West Yellowstone; 47 to Ashton and Victor

Club Lounge Service.....St. Louis to West Yellowstone.
Standard Sleeping Car.....St. Louis to West Yellowstone—Sections and Rooms (requires car to car change after leaving Green River).
Reclining Seat Coaches.....St. Louis to Pocatello (all seats reserved). Pocatello to West Yellowstone; Ashton to Victor (not reserved).
Dining Car.....A la carte and club or table d'hote service.

*** 48-36-12-28 YEL/STONE SPECIAL—SAN FRAN. OVERLAND—DAILY**
No. 48 Victor to Ashton; No. 36 West Yellowstone and Ashton to Pocatello; No. 12 to Green River; No. 28 to Chicago; C. & N. W. east of Omaha

Club Lounge Service.....West Yellowstone to Chicago.
Standard Sleeping Car.....West Yellowstone to Chicago—10 Sec., D. R., Compts.
Reclining Seat Coaches.....Victor to Ashton; West Yellowstone to Pocatello; Pocatello to Green River (not reserved); Green River to Chicago (reserved).
Dining Car.....A la carte and club or table d'hote service.

*** No. 48-36-12-10 YEL/STONE SPECIAL—CITY OF ST. LOUIS—DAILY**
No. 48 to Ashton; No. 36 West Yellowstone and Ashton to Pocatello; No. 12 Pocatello to Green River; No. 10 to St. Louis; Wabash east of Kansas City.

Club Lounge Service.....West Yellowstone to St. Louis.
Standard Sleeping Car.....West Yellowstone to St. Louis—Sections and Rooms (requires car to car change before arrival Green River).
Reclining Seat Coaches.....Victor to Ashton; West Yellowstone to Pocatello (not reserved); Pocatello to St. Louis (all seats reserved).
Dining Car.....A la carte and club or table d'hote service.

*** 27-11-35-47 SAN FRAN. OVERLAND—YEL/STONE SPECIAL—DAILY**
C. & N. W. No. 27 to Omaha; No. 27 to Green River; No. 11 to Pocatello; No. 35 to Ashton and West Yellowstone; No. 47 to Ashton and Victor

Club Lounge Service.....Chicago to West Yellowstone.
Standard Sleeping Car.....Chicago to West Yellowstone—10 Sec., D. R., Compts.
Reclining Seat Coaches.....Chicago to Green River (reserved); Green River to Pocatello; Pocatello to West Yellowstone; Ashton to Victor (not reserved).
Dining Car.....A la carte and club or table d'hote service.

LOS ANGELES—SALT LAKE CITY—WEST YELLOWSTONE—BUTTE

Yellowstone Special 38-29-35-47 Example	Northwest Special 33 Example	Table R Condensed Schedules All Trains Daily		Butte Special 30-37 Example	Northwest Special 34-9 Example	Yellowstone Special 48-36-30-37 Example
7.30 su		Lv Los Angeles (P.S.T.)	Ar	7.00 tu	5.00 we	7.00 tu
7.55 " "		Lv East Los Angeles	Ar	6.25 " "	2.30 " "	6.25 " "
9.15 " "		Lv Riverside	Ar	4.50 " "	1.25 su	4.50 " "
9.45 " "		Lv San Bernardino	Ar	4.20 " "	1.00 " "	4.20 " "
9.55 " "		Lv San Bernardino	Ar	4.10 " "	12.55 " "	4.10 " "
12.10 mo		Lv Barstow	Ar	2.00 tu	10.53 " "	2.00 tu
5.10 " "		Lv Las Vegas	Ar	9.15 we	7.10 " "	9.15 we
5.40 " "		Lv Las Vegas	Ar	8.45 " "	6.55 " "	8.45 " "
8.40 " "		Lv Caliente (P.S.T.)	Ar	4.50 " "	4.00 " "	4.50 " "
11.50 " "		Lv Lund (M.S.T.)	Ar	3.40 " "	2.40 " "	3.40 " "
12.30 " "		Lv Milford	Ar	2.55 " "	1.55 " "	2.55 " "
12.40 " "		Lv Milford	Ar	2.40 " "	1.45 " "	2.40 " "
2.30 " "		Lv Lyndyl	Ar	12.40 " "		12.40 " "
2.30 " "		Lv Lyndyl	Ar	12.40 " "		12.40 " "
5.15 " "		Lv Salt Lake City	Ar	9.40 " "	10.10 su	9.40 " "
8.00 " "	11.30 su	Lv Salt Lake City	Ar	7.35 " "	10.00 " "	7.35 " "
8.50 " "	12.20 su	Lv Ogden	Ar	6.40 " "	9.10 " "	6.40 " "
9.20 mo	12.45 su	Lv Ogden	Ar	6.15 " "	8.50 " "	6.15 " "
12.45 tu	4.15 su	Lv Pocatello	Ar	3.15 " "	5.35 " "	3.15 " "
1.45 " "	5.15 su	Lv Pocatello	Ar	2.45 " "	4.45 " "	1.35 " "
2.30 " "	6.08 su	Lv Blackfoot	Ar	1.53 " "	4.00 " "	12.50 mo
3.25 tu	7.00 mo	Lv Idaho Falls	Ar	1.15 mo	3.15 su	12.05 mo
3.30 tu	7.20 mo	Lv Idaho Falls	Ar	↑	2.50 su	11.45 su
4.30 " "	8.25 " "	Lv St. Anthony	Ar		1.38 " "	10.34 " "
5.10 tu	8.55 mo	Lv Ashton	Ar		1.15 su	10.10 su
5.20 tu	8.00 " "	Lv Ashton	Ar		1. " "	9.55 su
7.00 tu	10.40 " "	Lv Victor	Ar		11.30 " "	8.15 su
7.30 tu		Lv West Yellowstone	Ar			7.30 su
		Lv Idaho Falls	Ar	1.15 mo		
		Lv Dubois	Ar	12.01 mo		
		Lv Spencer	Ar	11.37 su		
		Lv Lima	Ar	10.45 su		
		Lv Lima	Ar	10.35 su		
		Lv Armstead	Ar	9.55 su		
		Lv Dillon	Ar	9.18 " "		
		Lv Melrose	Ar	8.22 " "		
		Lv Silver Bow	Ar	7.20 " "		
		Lv Butte (M.S.T.)	Ar	7.00 su		

*** NO. 38-39—PONY EXPRESS—BUTTE SPECIAL—DAILY**
No. 38 to Salt Lake City; No. 29 to Butte.

Club Lounge Car.....Los Angeles to Butte.
Standard Sleeping Cars.....Los Angeles to Butte—10 Roomettes, 6 Double Bdrms.
Reclining Seat Coaches.....Los Angeles to Salt Lake City; Salt Lake City to Butte.
Dining Car.....Las Vegas to Salt Lake City; Salt Lake City to Butte.

*** NO. 33—NORTHWEST SPECIAL—DAILY**—Salt Lake City to Ashton.
Standard Sleeping Cars.....Salt Lake City to Pocatello—10 Sections, 3 Double Bedrooms No. 17-20 to Spokane—open 9:30 p.m.).
Reclining Seat Coaches.....Salt Lake to Ashton (breakfast service at Pocatello).

*** NO. 30-37—BUTTE SPECIAL—PONY EXPRESS—DAILY**
No. 30 to Salt Lake City; No. 37 to Los Angeles.

Club Lounge Car.....Butte to Los Angeles.
Standard Sleeping Cars.....Butte to Los Angeles—10 Roomettes, 6 Double Bdrms.
Reclining Seat Coaches.....Butte to Salt Lake City.
Dining Car.....Butte to Pocatello; Salt Lake City to Las Vegas.

*** NO. 34-9—NORTHWEST SPECIAL—DAILY**
No. 34 to Salt Lake City; No. 9 to Los Angeles.

Standard Sleeping Cars.....Pocatello to Salt Lake City—10 Sections, 3 Double Bedrooms (Nos. 19-18 from Spokane).
Reclining Seat Coaches.....Ashton to Salt Lake City.
Dining Car.....Pocatello to Ogden; Salt Lake City to Los Angeles.

Summer Season Service

*** NO. 38-29-35-47—PONY EXPRESS—YEL/STONE SPECIAL—DAILY**
No. 38 to Salt Lake City; No. 29 to Pocatello; No. 35 Pocatello to Ashton and West Yellowstone; No. 47 Ashton to Victor.

Club Lounge Service.....Los Angeles to West Yellowstone.
Standard Sleeping Cars.....Salt Lake to West Yellowstone—6 Compts., 3 D. R.
Reclining Seat Coaches.....Los Angeles to Salt Lake City.
Dining Car.....Salt Lake City to West Yellowstone; Ashton to Victor.
East of Las Vegas—a la carte and club or table d'hote.

*** NO. 48-36-30-37—YEL/STONE SPECIAL—PONY EXPRESS—DAILY**
No. 48 Victor to Ashton; No. 36 W. Yellowstons and Ashton to Pocatello; No. 30 to Salt Lake City; No. 37 to Los Angeles.

Club Lounge Service.....West Yellowstone to Los Angeles.
Standard Sleeping Cars.....West Yellowstone to Salt Lake City—14 Sections.
Reclining Seat Coaches.....Victor to Ashton; West Yellowstone to Salt Lake City.
Dining Car.....Salt Lake City to Los Angeles.

Footnotes for Page 21
 * Club and lounge cars are for the exclusive use of standard sleeping car passengers.
 ☉ Regularly assigned through cars air-conditioned. (f) Stops only on signal.
 ☉ First car leaves Chicago June 16; West Yellowstone September 8.
 ☉ Operates only during Yellowstone Park season, June 18 through September 8.
 (C.S.T.) Central standard time, (M.S.T.) Mountain standard time, (P.S.T.) Pacific standard time.
 Time from 12.01 midnight to 12.00 noon shown in light face type.
Time from 12.01 noon to 12.00 midnight shown in heavy face type.

SALT LAKE CITY — BOISE — HINKLE — SPOKANE

No. 33-17-20 Example		Table T Condensed Schedules All Trains Daily		No. 19-18-34 Example	
11.30 SUN	Lv	Salt Lake City (M.S.T.)	Ar	10.00 MON	
12.45 MON	Ar	Ogden	Ar	8.50 " "	
4.15 MON	Ar	Pocatello	Lv	5.35 MON	
Winter Service					
9.40 MON	Lv	Pocatello	Ar	5.05 MON	Spokane to Los Angeles
10.55 " "	Lv	Minidoka	Lv	3.55 " "	through sleeping car—
11.45 MON	Ar	Shoshone	Lv	3.00 MON	6 sections, 6 double bed-
11.50 MON	Ar	Sun Valley	Lv	12.55 MON	rooms.
10.40 MON	Lv	Sun Valley	Ar	10.05 MON	
11.45 MON	Lv	Shoshone	Ar	3.00 MON	Leave Spokane Fridays,
2.50 " "	Lv	Boise	Lv	12.10 " "	Dec. 7, 14, 21, 28, 1951;
5.35 " "	Lv	Huntington (M.S.T.)	Lv	9.40 " "	Jan. 4, 11, 18, 25; Feb. 1,
4.45 " "	Lv	Huntington (P.S.T.)	Ar	8.30 " "	8, 15, 22, 29, 1951—No. 19-
6.12 " "	Lv	Baker	Lv	7.05 " "	18-34-9.
7.45 " "	Lv	La Grande	Lv	5.50 " "	
10.25 MON	Ar	Pendleton	Lv	2.55 MON	
11.20 MON	Ar	Hinkle	Lv	2.10 MON	
2.40 TUE	Lv	Hinkle	Ar	1.15 " "	Arrive Los Angeles
3.20 " "	Lv	Wallula	Lv	12.27 MON	3:00 p.m. Sundays.
4.40 " "	Lv	Ayer	Lv	11.20 SUN	
7.20 TUE	Ar	Spokane (P.S.T.)	Lv	9.00 SUN	

Equipment for Table T

- ★ **NO. 33-17-20—NORTHWEST SPECIAL—PORTLAND ROSE—DAILY**
No. 33 to Pocatello; No. 17 to Hinkle; No. 20 to Spokane.
Club Lounge Service @ Pocatello to Spokane.
Standard Sleeping Car Salt Lake City to Spokane—10 Sections, 3 Double Bedrooms (open 9:30 p.m.).
Reclining Seat Coaches Salt Lake City to Pocatello; Pocatello to Spokane.
Dining Car Pocatello to Pendleton (Breakfast service at Pocatello).
- ★ **NO. 19-18-34—PORTLAND ROSE—NORTHWEST SPECIAL—DAILY**
No. 19 to Hinkle; No. 18 to Pocatello; No. 34 to Salt Lake City.
Club Lounge Service @ Spokane to Ogden.
Standard Sleeping Car Spokane to Salt Lake—10 Sections, 3 Double Bdrms.
Reclining Seat Coaches Spokane to Pocatello; Pocatello to Salt Lake City.
Dining Car Pendleton to Pocatello; Pocatello to Ogden.

LOS ANGELES — SALT LAKE CITY — SUN VALLEY

No. 38-33-17 S. V. Bus Alternate Service			Table V Condensed Schedules All Trains Daily	No. 56-12-32-37 Winter Service	S. V. Bus No. 18-34-9 Alternate Service
7.30 SUN	7.30 SUN	Lv	Los Angeles (P.S.T.)	Ar	7.00 TUE
7.55 SUN	7.55 SUN	Lv	East Los Angeles	Ar	6.25 TUE
5.40 MON	5.40 MON	Lv	Las Vegas (PT.)	Ar	8.45 MON
5.15 MON	5.15 MON	Ar	Salt Lake City (MST)	Lv	9.40 MON
11.30 MON	8.00 MON	Lv	Salt Lake City	Ar	8.50 MON
12.45 TUE	9.20 MON	Lv	Ogden	Ar	7.20 MON
4.15 TUE	12.45 TUE	Ar	Pocatello	Lv	4.15 MON
9.40 TUE	1.10 TUE	Lv	Pocatello	Ar	3.40 MON
11.45 " "	3.15 TUE	Ar	Shoshone	Lv	1.30 MON
1.50 TUE	7.30 TUE	Ar	Sun Valley (MST)	Lv	10.30 SUN

Equipment for Table V

- ★ **NO. 38-29-25-55—PONY EXPRESS—SUN VALLEY SPECIAL—DAILY**
No. 38 to Salt Lake City; No. 29 to Pocatello; No. 25 to Shoshone; No. 55 to Sun Valley.
Lounge Car Service @ Los Angeles to Pocatello.
Standard Sleeping Cars Los Angeles to Sun Valley—10 Roomettes, 6 Dbl. Brms. Los Angeles to Salt Lake—8 Sec., 1 D.R., 2 Compts.
Reclining Seat Coaches Los Angeles to Salt Lake City (for Kansas City, Omaha and Chicago).
Dining Car Salt Lake City to Pocatello; Pocatello to Sun Valley. Las Vegas to Salt Lake City.
- ★ **NO. 56-12-32-37—SUN VALLEY SPECIAL—PONY EXPRESS—DAILY**
No. 56 to Shoshone; No. 12 to Pocatello; No. 32 to Salt Lake City; No. 37 to Los Angeles.
Lounge Car Service @ Pocatello to Los Angeles.
Standard Sleeping Cars Sun Valley to Los Angeles—10 Roomettes, 6 Dbl. Brms. Salt Lake to Los Angeles—8 Sec., 1 D.R., 2 Compts.
Reclining Seat Coaches Sun Valley to Pocatello; Pocatello to Salt Lake City. Salt Lake City to Los Angeles (from Omaha and St. Louis).
Dining Car Pocatello to Ogden; Salt Lake City to Los Angeles.

NOTE—For Chicago and St. Louis—Sun Valley Service see Table C, pages 12 and 13, and Table F, page 17.

SALT LAKE CITY — BOISE — PORTLAND — SEATTLE

No. 31-11-459 Example		Table U Condensed Schedules All Trains Daily		No. 458-18-34 Example	No. 402-12-32 Example
5.25 SUN	11.30 SUN	Lv	Salt Lake City (M.S.T.)	Ar	10.00 MON
6.35 " "	12.45 MON	Lv	Ogden	Ar	8.50 " "
9.55 " "	4.15 MON	Ar	Pocatello	Lv	5.35 MON
10.25 SUN	9.40 MON	Lv	Pocatello	Ar	5.05 MON
11.30 SUN	10.55 " "	Lv	Minidoka	Lv	3.55 " "
12.20 MON	11.45 MON	Ar	Shoshone	Lv	3.00 MON
7.30 MON	11.50 MON	Ar	Sun Valley	Lv	12.55 MON
10.40 MON	10.05 MON	Lv	Sun Valley	Ar	10.05 MON
11.45 MON	11.45 MON	Lv	Shoshone	Ar	3.00 MON
12.20 MON	12.50 " "	Lv	Boise	Lv	12.10 " "
1.220 MON	6.05 " "	Ar	Huntington (M.S.T.)	Lv	9.40 " "
3.25 " "	5.15 " "	Lv	Huntington (P.S.T.)	Ar	8.30 " "
6.05 " "	4.45 " "	Lv	Baker	Lv	7.05 " "
5.15 " "	6.12 " "	Lv	La Grande	Lv	5.50 " "
6.37 " "	7.45 " "	Lv	Pendleton	Lv	2.55 MON
8.00 " "	10.25 MON	Lv	The Dalles	Lv	11.50 SUN
10.23 " "	1.15 " "	Ar	Portland	Lv	9.45 SUN
1.15 " "	3.30 MON	Ar	Portland	Ar	9.15 SUN
3.30 MON	5.00 MON	Lv	Tacoma	Lv	5.52 " "
5.00 MON	8.05 " "	Lv	Seattle (P.S.T.)	Lv	4.45 SUN
8.05 " "	9.15 MON	TUE	Seattle (P.S.T.)	Lv	11.45 SAT

Equipment for Table U

- ★ **NO. 31-11-459—IDAHOAN—DAILY**
No. 31 to Pocatello; No. 11 to Portland; No. 459 to Seattle.
Club Lounge Service @ Salt Lake City to Portland.
Parlor Car Portland to Seattle (R. R. Owned).
Standard Sleeping Cars Salt Lake City to Boise—10 Sec., 3 Dbl. Bdrms. (No. 25 beyond Pocatello) (Occupancy until 8:00 a.m.).
Reclining Seat Coaches Salt Lake City to Portland—10 Sec., 1 DR., 1 Compt.
Dining Car Salt Lake City to Portland; Portland to Seattle. A la carte and club or table d'hote service.
- ★ **NO. 33-17-457—NORTHWEST SPECIAL—PORTLAND ROSE—DAILY**
No. 33 to Pocatello; No. 17 to Portland; No. 457 to Seattle.
Club Lounge Car @ Pocatello to Portland.
Parlor Car Portland to Seattle (R. R. Owned).
Standard Sleeping Cars Pocatello to Portland—6 Sections, 6 Roomettes, 4 Double Bedrooms (from Denver).
Pocatello to Portland—10 Sections, 1 Drawing-room, 2 Compartments (from Kansas City).
Pocatello to Portland—10 Sections, 1 Drawing-room, 1 Compartment (from Chicago).
Salt Lake City to Hinkle—10 Sections, 3 Double Bedrooms (No. 20 to Spokane—open 9:30 p.m.).
Reclining Seat Coaches Salt Lake City to Pocatello; Pocatello to Portland; Portland to Seattle.
Dining Car Pocatello to Pendleton (Breakfast service at Pocatello).
- ★ **NO. 458-18-34—PORTLAND ROSE—NORTHWEST SPECIAL—DAILY**
No. 458 to Portland; No. 18 to Pocatello; No. 34 to Salt Lake City.
Parlor Car Seattle to Portland (R. R. Owned).
Club Lounge Service @ Portland to Ogden.
Standard Sleeping Cars Portland to Pocatello—10 Sec., D. R., Cpt. (for Chgo.).
Portland to Pocatello—6 Sections, 6 Roomettes, 4 Double Bedrooms (for Denver).
Portland to Pocatello—10 Sections, 1 Drawing-room, 2 Compartments (for Kansas City).
Hinkle to Salt Lake City—10 Sections, 3 Double Bedrooms (No. 19 from Spokane).
Reclining Seat Coaches Seattle to Portland; Portland to Pocatello; Pocatello to Salt Lake City.
Dining Car Pendleton to Pocatello; Pocatello to Ogden.
- ★ **NO. 402-12-32—IDAHOAN—DAILY**
No. 402 to Portland; No. 12 to Pocatello; No. 32 to Salt Lake City.
Club Lounge Car @ Portland to Pocatello.
Standard Sleeping Cars Portland to Salt Lake City—10 Sec., 1 DR., 1 Compt. Boise to Salt Lake City—10 Sections, 3 Double Bedrooms (Open 9:00 p.m.).
Reclining Seat Coaches Seattle to Portland; Portland to Salt Lake City.
Dining Car A la carte and club or table d'hote service.

Footnotes for Page 22

- ⊗ Club and lounge cars are for the exclusive use of standard sleeping car passengers.
 - ★ Regularly assigned through cars air-conditioned.
 - ♠ Motor Bus. This service is provided passengers arriving or departing Shoshone and holding through rail tickets to and from Sun Valley or Ketchum, Idaho.
- (M.S.T.) Mountain Standard time. (P.S.T.) Pacific Standard time.
- Time from 12.01 midnight to 12.00 noon shown in light face type.
Time from 12.01 noon to 12.00 midnight shown in heavy face type.

PORTLAND — WALLA WALLA — YAKIMA — LEWISTON — SPOKANE

Table W: All Trains Daily (Pacific Standard Time). Columns: 20-74, 20-72-64-20, 19-63-71-19, 73-19. Rows: Portland, Hood River, The Dalles, Arlington, Hinkle, Wallula, Wallula, Wallula, Yakima, Ayer, Riparia, Lewiston, Ayer, Marengo, Cheney, Spokane.

Equipment for Table W. ★ NO. 20-SPOKANE-DAILY: Standard Sleeping Cars, Coach Sleeping Cars, Reclining Seat Coaches. ★ NO. 19-SPOKANE-DAILY: Standard Sleeping Cars, Coach Sleeping Cars, Reclining Seat Coaches.

Spokane, San Francisco and Los Angeles

Table X: All Trains Daily (Pacific Standard Time). Columns: No. 19-60, No. 19-9-58, No. 19-11-52, Table X, No. 51-53-20, Cascade No. 51-12-20, Shasta No. 57-10. Rows: Spokane, Ayer, Wallula, Portland, Portland So. Pac., Salem, Eugene, Klamath Falls, Redding, Sacramento, San Francisco, Sacramento, Stockton, Fresno, Los Angeles.

Seattle, San Francisco and Los Angeles

Table Y: All Trains Daily (Pacific Standard Time). Columns: No. 458-19-60, No. 402-9-58, No. 408-11-52, Table Y, No. 51-53-20, Cascade No. 51-12-20, Shasta No. 57-10. Rows: Seattle, Tacoma, Portland, Portland So. Pac., Salem, Eugene, Klamath Falls, Redding, Sacramento, San Francisco, Sacramento, Stockton, Fresno, Los Angeles.

PORTLAND, TACOMA AND SEATTLE

Table Z: All Trains Daily. Columns: 401 Daily, 459 Daily, 407 Daily, 403 Daily, 457 Daily, Table Z, 460 Daily, 404 Daily, 408 Daily, 458 Daily, 402 Daily. Rows: Portland, Vancouver, Kelso-Longview, Chehalis, Centralia, Tacoma, Seattle.

★ NO. 401-DAILY: Standard Sleeping Cars, Reclining Seat Coaches. Sleepers open at Portland 9:30 p.m., at destinations until 8:00 a.m.

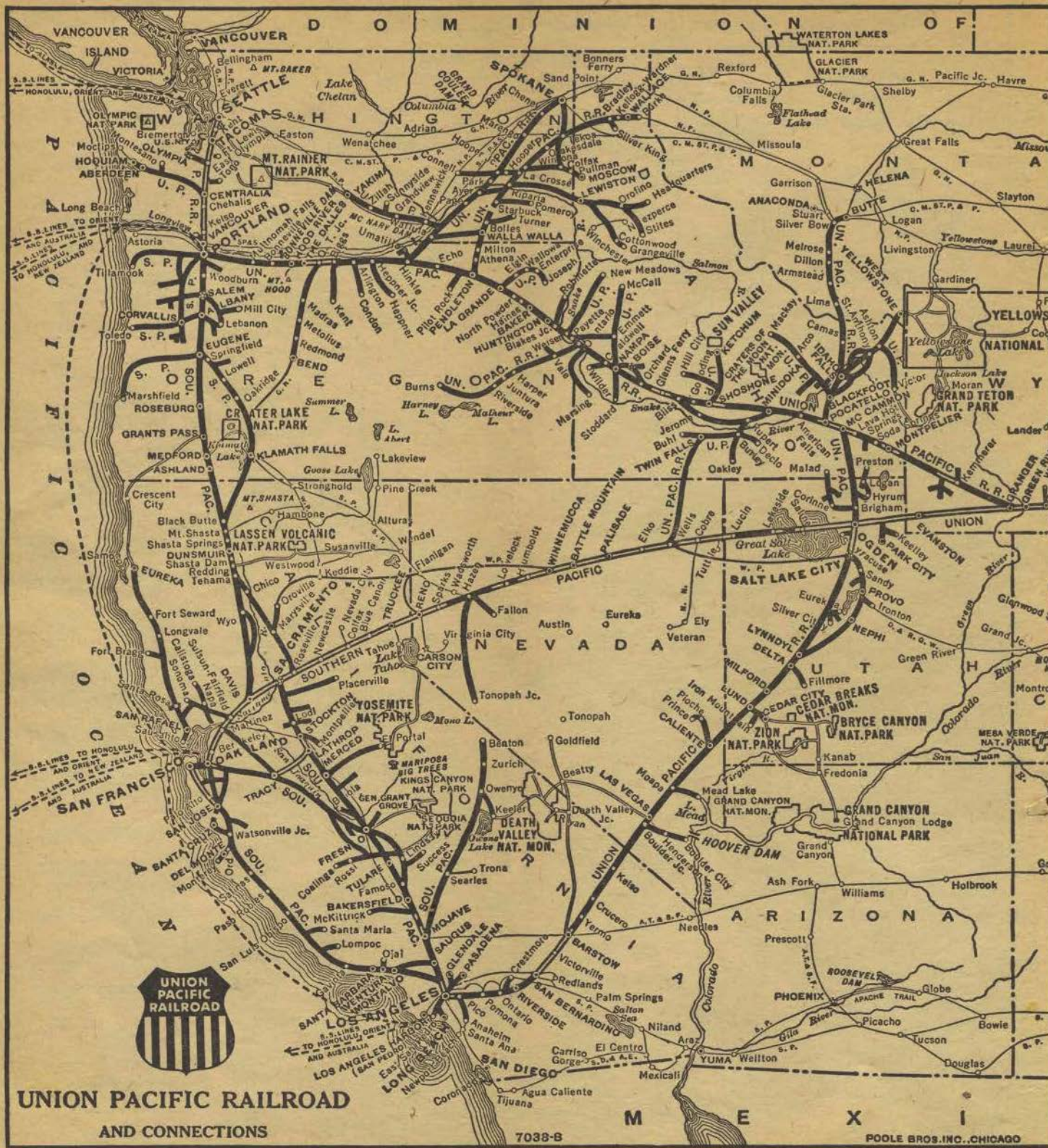
★ NO. 460-DAILY: Parlor Car, Reclining Seat Coaches, Dining Car. ★ NO. 408-DAILY: Parlor Car, Standard Sleeping Cars.

★ NO. 458-DAILY Streamliner: Astra Dome Obs.-Lounge, Parlor Car, Astra Dome Room, Dining Car. ★ NO. 402-DAILY: Standard Sleeping Cars.

Equipment for Tables Y and Z NORTHBOUND. ★ NO. 457-DAILY Streamliner: Astra Dome Obs.-Lounge, Parlor Car, Astra Dome Room, Standard Sleeping Car, Astra Dome Coach, Reclining Seat Coaches, Astra Dome Dining Car. ★ NO. 407-DAILY: Parlor Car, Standard Sleeping Cars, Reclining Seat Coaches, Dining Car. ★ NO. 459-DAILY: Parlor Car, Standard Sleeping Car, Reclining Seat Coaches, Dining Car.

★ NO. 458-DAILY Streamliner: Astra Dome Obs.-Lounge, Parlor Car, Astra Dome Room, Dining Car. ★ NO. 402-DAILY: Standard Sleeping Cars. Sleepers open at Seattle and Tacoma at 9:30 p.m., at Portland until 7:30 a.m.

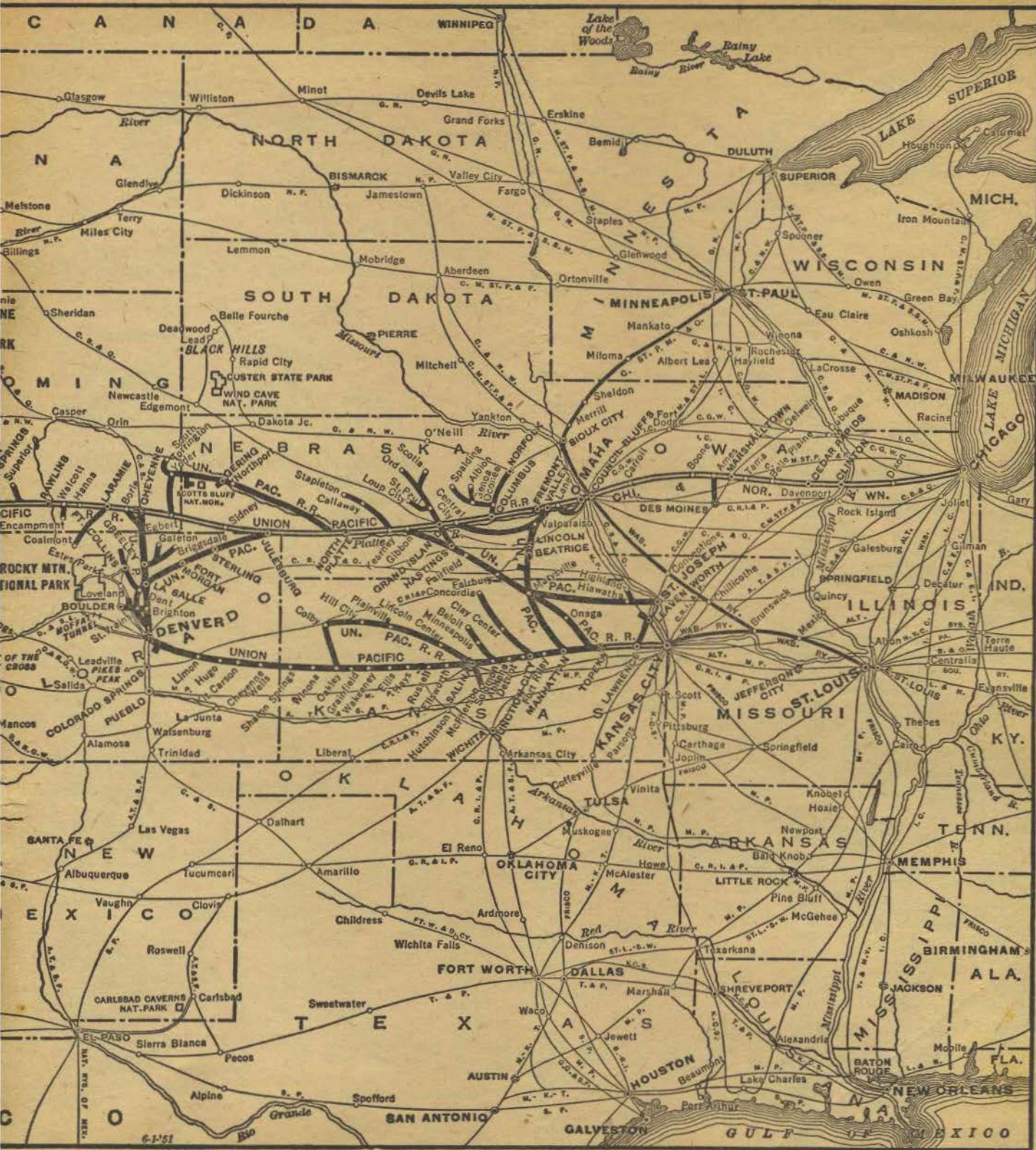
Arrives, departs Seattle Union Depot. Arrives, departs Seattle King Street Station. (H) Daily except Sundays and holidays. Rail station is at Kelso. There is independent bus service between Kelso and Longview every 20 minutes. Regularly assigned through cars air-conditioned. U. P. Stages, Portland-Spokane. Observation-Lounge for Parlor and Sleeping Car passengers only. (K) Conditional stop; consult agent. (A) Runs via Davis.



UNION PACIFIC RAILROAD
AND CONNECTIONS

7038-S

POOLE BROS. INC., CHICAGO



6-1-51

California, Pacific Northwest, Utah and Colorado to Omaha and Chicago

Table No. 2

The Overland Route

Read Down

EASTBOUND—Read Down

From Pacific Coast

M. I. M. S.

M. I. M. S.	Station	Elevation	EASTBOUND—Read Down										
			Stream-liner City of San Fran. 102 Daily	Stream-liner City of Los Ang. 104 Daily	Stream-liner City of Portland 106 Daily	Los Angeles Limited 2 Daily	San Francisco Overland 28 Daily	Gold Coast 24 Daily	Mail and Express 6 Daily	Pony Express 38 Daily	Stream-liner City of St. Louis 10 Daily	Idahoan 12 Daily	Portland Rose 18 Daily
	SOU. PAC. CO. Complete schedules San Francisco (P.S.T.) Cal. Lv. 6 For complete schedules Portland (P.S.T.) Ore. Lv. 530 For complete schedules Los Angeles (P.S.T.) Cal. Lv. 293 Mountain Standard Time Salt Lake City 31. Utah Lv. 4251 8.50 6.20 5.00 11.00 6.00 9.00 7.30 7.30 5.25 5.45 5.05 Woods Cross " " 4292 For all schedules Salt Lake City to Ogden see table 31. Farmington " " 4254 Kaysville " " 4295 4348 Layton " " 4473 Clearfield " " 4298 9.35 7.10 6.15 6.40 6.00 Ogden 31 " " Lv. 4298 9.55 9.45 7.30 6.55 7.15 8.30 7.10 6.50 Ogden 31 Junction with So. Pac. " " Lv. 4298 9.55 9.45 7.30 6.55 7.15 8.30 7.10 6.50 Uintah (Wasatch Mts.) " " 4554 Peterson (Weber Canyon) " " 4889 Morgan " " 5071 Devil's Slide (Devil's Slide so.) " " 6251 Henefer " " 5337 Echo 32 ("The Witches", no.) " " Ar. 5480 Echo " " Lv. 5480 Emory ("Echo Canyon") " " 5911 Castle Rock " " 6224 Wahsatch " " 6800 Wyuta (Utah-Wyo. State line) " " 6739 Evanston Wyo. Ar. 6747 11.24 11.14 9.15 8.40 9.20 10.20 8.52 8.33 Evanston " " Lv. 6747 11.24 11.14 9.19 8.45 9.30 10.30 8.57 8.37 Mills " " 6890 Knight (Bear River) " " 7075 Altamont (Tunnel 6706 feet) " " 7227 Aspen (Aspen tunnel 5,900 ft.) " " 7183 Spring Valley " " 7011 Leroy " " 6710 Bridger (Named for famous scout) " " 6630 Carter " " 6498 Hampton " " 6409 Granger 20 " " 6271 Westvaco " " 6210 Bryan " " 6181 Peru " " 6388 Green River Picturesque " " Ar. 6083 05 15 12.55 11.10 10.40 12.25 10.55 10.25 9.50 11.05 Green River Cliffs Water flows to Gulf of Calif. " " Lv. 6083 05 15 12.55 11.20 10.50 12.15 12.45 11.10 10.45 11.00 11.25 Kanda " " 6209 Rock Springs (Coal Mines) " " 6263 Salt Wells (Aspen Mts. south) " " 6374 Point of Rocks " " 6509 Hallville " " 6561 Black Buttes " " 6616 Bitter Creek " " 6699 Table Rock (Table Rock so.) " " 6843 Tipton " " 7001 Wamsutter " " 6709 Creston (Continental Divide) " " 7107 Cherokee " " 6831 Riner " " 6756 Rawlins State " " Ar. 6747 3.29 3.19 1.55 1.15 3.25 1.45 1.00 1.35 Rawlins Penitentiary " " Lv. 6747 3.30 3.20 2.05 1.25 3.35 1.55 1.05 1.45 Sinclair (Large oil refinery) " " 6586 Ft. Steele (North Platte River) " " 6511 Walcott 34 (St. Marys Peak no) " " 6624 Percy (Elk Mt. 15 miles south) " " 6935 Hanna (Coal Mines) " " 6775 Como (Fossil Dinosaur beds) " " 6712 Calvin " " 6613 Medicine Bow " " 6564 Wilcox " " 6959 Rock River " " 6910 Harper (Oil fields 12 miles south) " " 7079 Lookout " " 7125 Cooper Lake (Laramie Peak 46 miles north) " " 7037 Bosler " " 7082 Laramie State University " " Ar. 7151 5.19 5.09 5.29 4.15 3.35 5.55 4.05 3.09 3.55 Laramie Snowy Range west " " Lv. 7151 5.20 5.10 5.30 4.25 3.45 6.35 8.05 4.15 3.10 4.05 4.25 Colores (Bizarre eroded rocks) " " 7823 Hermosa " " 7899 Dale Creek (Rocky Mts. to so.) " " 7921 Sherman (Highest pt. en route) " " 8013 Buford " " 7962 Granite Canon " " 7315 Borie (State Capital of Wyo.) " " 6661 Cheyenne 42 Wyo. Ar. 6080 6.30 6.20 6.40 5.45 5.05 8.15 7.35 3.00 3.00 5.25												

Footnotes for Table 2

- ⊙ Carries only coaches for passengers; no dining car or sleeping car.
- ▲ See page 42 for motor bus connections with U. P. trains at Fremont, Columbus and Grand Island.
- Extra fare—see page 29.
- * Daily.
- † Daily except Sunday.
- (f) Stops only on signal.
- A Stops to let off paying passengers from Salt Lake City or south; also to take for C&NW points east of Council Bluffs.
- B Stops to take paying sleeping car passengers for Omaha or beyond.
- D Stops to take paying passengers for points east of Council Bluffs where train is scheduled to stop.
- G Stops to let off paying passengers from Oakland or beyond.
- H Stops to let off paying passengers from West of Ogden; also to take for Omaha or beyond.
- J Stops to let off paying sleeping car passengers from west of Ogden or west of Pocatello; also to take paying passengers for Denver or beyond.
- K Stops to let off paying passengers from Salt Lake City or beyond.
- L Stops to let off paying passengers from Cheyenne or beyond; also to take for Omaha or beyond.
- M Stops to let off paying passengers from Los Angeles or beyond.
- N Stops to let off paying passengers from Pocatello and beyond; also to take for Cheyenne and beyond.
- O Stops to let off paying passengers from Ogden or beyond.
- P Stops to let off paying passengers from west of Ogden or from Pocatello; also to take for C&NW points east of Council Bluffs.
- R Stops to let off paying passengers from Cheyenne or beyond.
- S Stops to let off paying passengers from Colorado.
- T Stops to let off paying passengers from Pendleton or beyond.
- V Stops to let off paying passengers from Granger or beyond.
- X Stops to let off paying passengers from Denver; also to take for Chicago.
- Z Stops to let off paying passengers from Ogden or beyond; also to take for Green River or beyond.
- ◆ Mileage shown on mile posts is from Council Bluffs. See General Information, page 2.
- ★ See Table No. 53 for connecting train service to and from St. Joseph, Mo.

Between Chicago, Omaha, Denver, Ogden, Salt Lake City and Los Angeles

WESTBOUND—Read Down				EASTBOUND—Read Up				Footnotes for Table 3			
Gold Coast-Pony Express 23-37 Daily	Idahoan City of St. Louis 11-9 Daily	Los Angeles Limited 1 Daily	Stream-liner City of Los Angeles 103 Dly	Table No. 3 The Overland Route				Eleva-tion	Los Angeles Limited 2 Daily	City of St. Louis Idahoan 10-12 Daily	Pony Express-Gold Coast 38-24 Daily
M I L E S	Chicago (C. & N. W.) (C. S. T.) Ill. Ar 590 10.45 2.00 8.15										
↓	Omaha Neb. Lv 1033 2.50 4.30 8.30										
↓	Minneapolis (C. & N. W.) (C.S.T.) Minn. Ar 918 ↑ 6.50 6.50 8.20										
↓	St. Paul Neb. Ar 703 ↑ 6.15 6.15 7.45										
↓	Omaha Neb. Lv 1033 ↑ 9.25 9.25 10.25										
↓	Omaha (Union Pacific) Neb. Ar 1033 2.40 3.50 7.00										
↓	North Platte (C.S.T.) " Lv 2802 10.38 11.00 12.45										
↓	North Platte (M.S.T.) " Lv 2802 9.33 9.28 11.00										
↓	Cheyenne Wyo. Lv 6060 6.30 6.00 8.30										
↓	St. Louis (Wabash) (C. S. T.) Mo. Ar 480 ↑ N11.59 N 7.35										
↓	Kansas City (Union Pacific) Mo. Ar 748 ↑ 6.45 6.45 11.15										
↓	Denver (M. S. T.) Colo. Ar 5188 ↑ 6.15 6.15 8.00										
↓	Cheyenne Wyo. Lv 6060 ↑ □ □ □ □										
↓	Cheyenne (M.S.T.) Wyo. Ar 6060 6.20 5.45 8.15										
↓	Ogden Utah Ar 4298 9.45 7.30 7.15										
↓	Ogden Ar 4298 9.35 7.10 6.00										
↓	Salt Lake City " Lv 4251 8.50 8.20 5.05										
↓	Salt Lake City " Ar 4251 8.40 6.10 4.45										
↓	Garfield " Lv 4237 10.42 4.44										
↓	Lake Point. (Great Salt Lake) " " 4260 s. s.										
↓	Warner (To Int'l Smelter) " " 4903 s. s.										
↓	Stockton (Rush Lake) " " 5380 f 4.08										
↓	St. John (To Ophir Mines) " " 5034 f 3.59										
↓	Faust. { Oquirrh " 5267 s. s.										
↓	Dunbar. { Mtn Range " 5648 s. s.										
↓	Lofgreen " 5804 s. s.										
↓	Tintic 6. (Silver Mining District) " 5859 f 3.10										
↓	Jericho " 5319 s. s.										
↓	Lynnndyl 4 (To Provo Branch) " 4796 f 2.25 2.30										
↓	Cline " 4792 s. s.										
↓	Delta 11 " 4649 s. s.										
↓	Oasis (Alfalfa District) " 4607 s. s.										
↓	Clear Lake " 4585 s. s.										
↓	Bloom " 4780 s. s.										
↓	Pumice. { Agricultural " 4860 s. s.										
↓	Black Rock. { District " 4860 s. s.										
↓	Read " 4895 f 1.05										
↓	Milford " Lv 4968 5.37 2.25 12.56										
↓	Milford (To Lehman's Case) " Lv 4968 5.33 2.15 12.45										
↓	Thermo. { Escalante " Lv 5045 s. s.										
↓	Nada. { Valley " Lv 5076 s. s.										
↓	Lund " Lv 5091 f 12.10 11.50										
↓	Lund Cedar City (Gateway Zion-Bryce Canyon Nat'l Parks, Cedar Breaks, Kaibab Nat. Forest, and Gr. Can. Nat'l Park.) " Ar 5091 f 11.45 11.20										
↓	Cedar City " Lv 5805 f 10.45 10.20										
↓	Cedar City " Ar 5805 f 3.45 12.55										
↓	Lund " Lv 5091 f 2.45 11.55										
↓	Lund " Ar 5091 12.10 11.50										
↓	Zane " Lv 5215 s. s.										
↓	Beryl. { Escalante Agri- " 5162 f 11.29										
↓	Modena. { cultural District " 5475 f 11.10										
↓	Uvada (M.S.T.) (Utah Nev. State Line) " 5663 s. s.										
↓	Crestline (P.S.T.) (Horse-shoe Curve) Nev. " 5992 s. s.										
↓	Acoma " 5527 s. s.										
↓	Islen " 5230 s. s.										
↓	Callente (To Panaca and Pioche Mines) " 4390 9.10 8.40										
↓	Elgin. { Meadow " 3384 f 7.55										
↓	Carp. { Valley and " 2993 f 7.28										
↓	Galt. { Rainbow " 2271 s. s.										
↓	Rox. { Canyon " 1907 f 6.53										
↓	Moapa. { (Melon District) " 1664 M. 6.35										
↓	Byron " 1775 s. s.										
↓	Dry Lake. { Old Calif. " 2085 f 6.12										
↓	Garnet. { Trail " 2226 s. s.										
↓	Dike (Borax). { Las Vegas " 2242 s. s.										
↓	Wann. { Valley " 1905 s. s.										
↓	Las Vegas (Gateway to Hoover Dam) " Lv 2027 11.55 7.45 6.30										
↓	Las Vegas " Ar 2027 11.45 7.30 6.15										
↓	Bracken " Lv 2166 s. s.										
↓	Arden (Plaster Works) " 2492 f 4.45										
↓	Sloan (Lime Works) " 2828 f 4.32										
↓	Jean (Good Springs Mining Dist.) " 2867 f 4.08										
↓	Calada (California Line) Calif. " 2744 s. s.										
↓	Desert " 2803 s. s.										
↓	Nipton (To Searchlight) " 3025 s. s.										
↓	Ivanpah " 3512 f 3.24										
↓	Cima " 4196 f 3.10										
↓	Kelso. { Death Valley " 2120 f 2.48										
↓	Balch. { Divide and " 1017 f 2.05										
↓	Crucero " Lv 1016 s. s.										

Special Ski Events at Sun Valley, Idaho

January 25-26
Sun Valley Class B and C Competition in Downhill, Slalom and Combined.

February 22
Sun Valley Ski Club Championships. (Giant Slalom)

March 15-16
Twelfth Annual Downhill and Slalom Open Competition for Harriman Cup.

March 29-30
Ninth Annual Western States American Legion Junior Championships.

Between Chicago, Omaha and Denver

WESTBOUND—Read Down				EASTBOUND—Read Up					
Sum. Ser.	National Parks Special	Stream-line City of Denver	M I L E S	Table No. 17	Elevation	Stream-line City of Denver	National Parks Special	Sum. Ser.	
Special 1-85	1-11-85	111		The Overland Route		112	86-12	Special 86-2	
All Trains Daily									
<i>(Central Standard Time)</i>									
12.01	12.01	5.00	0	Ly Chicago (C. & N. W.)	Ill.	Ar 590	9.35	8.15	2.00
8.45	8.45	12.27	485	Ar Council Bluffs	Iowa	Ly 983	1.55	8.33	4.40
9.00	9.00	12.40	488	Ar Omaha	Neb.	Ly 1033	1.45	8.00	4.30
UNION PACIFIC									
9.35	9.45	12.50	0	Ly Omaha	Neb.	Ar 1033	1.35	7.00	4.10
P.	f 10.13		22	Waterloo { Elkhorn River }		Ly 1128		f 6.27	
P.	f 10.20		25	Valley		Ly 1140		6.23	
P.	10.21	10.45	37	Fremont		Ly 1197	N	6.08	3.28
P.	P.		44	Ames		Ly 1231		f 5.54	
P.	f 11.02		52	North Bend		Ly 1275		f 5.45	
P.	f 11.18		66	Schuyler		Ly 1350		5.30	
P.	f 11.44	2.02	82	Columbus (Loup River)		Ly 1447	12.19	5.10	2.40
P.	f 11.54		89	Duncan		Ly 1494		f 4.51	
P.	f 12.05		100	Silver Creek		Ly 1548		f 4.41	
P.	f 12.16		111	Clarks (Grand Pavesvil)		Ly 1622		f 4.27	
P.	12.30		122	Central City		Ly 1701		4.15	
P.	P.		132	Chapman		Ly 1766		H.	
P.	f 1.10	2.57	144	Grand Island		Ly 1864	11.27	3.50	1.40
P.	P.		152	Alda		Ly 1916		H.	
P.	f 1.25		160	Wood River		Ly 1966		f 3.09	
P.	f 1.32		167	Shelton		Ly 2019		f 3.00	
P.	f 1.37		173	Gibbon		Ly 2061		f 2.53	
12.59	2.05	3.36	186	Kearney (State Normal		Ly 2149	10.50	2.39	12.42
P.	f 2.14		190	Odessa School		Ly 2222		f 2.24	
P.	f 2.20		202	Elm Creek		Ly 2265		f 2.17	
P.	f 2.28		211	Overton (Indian Fights 1867)		Ly 2318		f 2.07	
P.	2.45		222	Lexington		Ly 2389		1.55	
P.	3.06		236	Cozad		Ly 2487		1.38	
P.	3.22		246	Gothenburg		Ly 2563		1.23	
P.	f 3.37		259	Brady Island		Ly 2651		f 1.07	
P.	f 3.46		268	Maxwell (Old Ft. McPherson)		Ly 2711		12.59	
2.30	4.10	4.55	281	North Platte (North Mountain Time)		Ly 2802	9.37	12.45	11.25
Set watch back one hour			281	North Platte River		Ar 2802	8.32	11.15	10.10
P.	P.		288	Birdwood		Ly 2851			
P.	P.		294	Hershey		Ly 2903			
P.	P.		298	O'Fallons		Ly 2938			
P.	P.		301	Sutherland (South Platte River)		Ly 2959			
P.	P.		305	Dexter		Ly 2996			
P.	P.		313	Paxton		Ly 3056			
P.	P.		325	Roscoe		Ly 3166			
P.	4.25		332	Ogallala		Ly 3213	O	O	
P.	P.		341	Brule		Ly 3288			
P.	P.		346	Megeath		Ly 3329			
P.	P.		351	Big Springs		Ly 3369			
P.	P.		357	Barton		Ly 3415			
3.15	5.00	f 5.10	363	Julesburg	Colo.	Ly 3467	7.27	9.55	9.50
3.20	5.15	f 5.10	363	Julesburg 1, 2		Ar 3467	7.27	9.50	8.45
f 3.30	f 5.25		370	Ovid		Ly 3531		M.	M.
f 3.39	f 5.32		377	Sedgwick		Ly 3589		M.	M.
f 3.48	f 5.40		385	Red Lion		Ly 3655		M.	M.
f 3.56	f 5.47		393	Crook		Ly 3714		M.	M.
f 4.05	f 5.55		401	Proctor		Ly 3786		M.	M.
f 4.12	f 6.01		408	Iliff		Ly 3841		M.	M.
f 4.35	f 6.25	6.05	420	Sterling (Sugar Factory)		Ly 3939	6.37	8.42	7.42
f 4.43	f 6.35		427	Atwood (Summit Spgs.)		Ly 3993		M.	M.
f 4.50	f 6.41		433	Merino (Irrigated farms)		Ly 4042		M.	M.
f 4.55	f 6.47		439	Messax		Ly 4090		M.	M.
f 5.01	f 6.52		444	Union		Ly 4129		M.	M.
f 5.07	f 6.58		450	Snyder		Ly 4180		M.	M.
f 5.20	f 7.10		461	Ft. Morgan		Ly 4276		M.	M.
f 5.32	f 7.20		472	Weldona		Ly 4361		M.	M.
f 5.37	f 7.25		477	Goodrich		Ly 4383		M.	M.
f 5.40	f 7.29		480	Orchard		Ly 4411		M.	M.
f 5.47	f 7.36		487	Masters		Ly 4458		M.	M.
f 5.57	f 7.46		497	Hardin		Ly 4534		M.	M.
f 6.05	f 7.53		506	Kersey		Ly 4621		M.	M.
f 6.14	8.03	7.30	513	La Salle 18, 30		Ly 4681	5.18	6.57	6.06
K.	K.		Ar	Greeley (Greeley State College)		Ly 4648	K	K	K
6.20	8.13	7.34	513	La Salle		Ar 4681	5.15	6.52	5.59
S.	S.		Ly	Peckham		Ly 4723		M.	M.
			518	Gilcrest		Ly 4752		M.	M.
			525	Platteville		Ly 4817		M.	M.
			530	Ione		Ly 4858		M.	M.
			534	Lupton (Pt. Lupton)		Ly 4906		M.	M.
			541	Brighton 30		Ly 4979		M.	M.
			546	Henderson		Ly 5035		M.	M.
			548	Hazeltine		Ly 5075		M.	M.
7.20	9.15	8.30	560	Dupont		Ly 5121		M.	M.
E 9.45	E 9.45		Ar	Denver (Via Rocky Mt. Motor Co. Auto Busses)		Ar	E12.50		E 12.50
E 12.40	E 12.40		Ar	Estes Park		Ly	E 9.15		E 9.15

Denver—La Salle—Ft. Collins

9-211 Daily		Table No. 18	212-334 Daily	
<i>(Mountain Standard Time)</i>				
* 8.10	0	Ly Denver	Colo.	Ar 1150
	14	" East Lake	"	Ly 11.04
	18	" Darlow	"	" B
	22	" St. Vrain	"	Ar 110.48
	26	" Frederick	"	Ly 110.37
	28	" Firestone	"	" B
	30	" Harney	"	" B
	35	" Gowanda	"	" B
* 9.03	51	Ar La Salle 17.30		Ly 9.45
9.30	Ar	Ly La Salle		Ar 5.05
9.43	Ar	" Dent		Ar 4.35
f 9.48	44	" Milliken		Ly 4.30
f 10.01	50	" Koenig		f 4.11
f 10.05	52	" Kellm.		f 4.07
f 10.15	56	" Boyd Lake		f 3.58
f 10.21	59	" Redmond		f 3.53
f 10.27	62	" Harmony		f 3.47
10.40	68	Ar Fort Collins		Ly 3.35
E	Ar	Ly Fort Collins		Ar E
E	Ar	Ly Estes Park		Ly E

Footnotes for Page 33

- * Daily (f) Stops only on signal.
 - ⊠ Mixed passenger train.
 - ⊙ C. & N. W. No. 14, local from Omaha to Chicago, carries no through cars from Union Pacific.
 - B Stops to let off paying passengers from Cheyenne or beyond.
 - E Regular bus service only during Park summer season.
 - H Stops to let off paying passengers from stations in Colorado.
 - ◆ Mileage shown on mile posts is from Council Bluffs. For explanation see page 2. Time from 12:01 midnight to 12:00 noon is in light face type. Time from 12:01 noon to 12:00 midnight shown in heavy face type.
 - K Yellow Cab Co., between La Salle and Greeley meets all trains. Arrange in advance with La Salle agent.
 - M Stops to take on or let off paying passengers.
 - N Stops to let off paying passengers from Denver; also to take for Chicago.
 - O Stops to take paying sleeping car passengers for Omaha or beyond.
 - P Stops to take on paying passengers for points west of Julesburg.
 - S Stops to let off paying passengers from points east of La Salle.
- Where no time shown, trains do not stop, except as indicated by reference marks

PLAN NOW FOR YOUR 1952 SUMMER TOUR

Our SUMMER TOURS book, beautifully illustrated in color, contains fascinating day-by-day stories of tours to many of our great western vacation lands: Yellowstone — Grand Teton — Zion — Bryce Canyon — Grand Canyon — Rocky Mountain — Yosemite National Parks; Colorado — Jackson Hole — Utah — Hoover Dam — Las Vegas — Tijuana, Old Mexico.

In describing these personally escorted, money-saving tours, this book tells you what you see and do and how you get the most for your vacation dollars. Write today for a free copy of SUMMER TOURS. Use the coupon.

Manager
UP-C&NW Dept. of Tours
148 S. Clark St., Chicago 3, Ill.

Please send me a copy of
"SUMMER TOURS"

Name _____

Address _____

City _____ Zone _____

State _____

UP-C&NW
Department
of Tours

Between Chicago, Omaha and Spokane, Portland, Tacoma and Seattle

WESTBOUND—Read Down					M I L E S	Table No. 20 (Continued) The Overland Route (Pacific Standard Time)					EASTBOUND—Read Up					
Mail Exp. 25 Daily	Portland Rose 17 Daily	Idahoan 11 Daily	Stream-liner 105 Daily	10.40		Elevation	Stream-liner 106 Daily	Idahoan 12 Daily	Portland Rose 18 Daily	Mail Exp. 26 Daily	10.25	Stream-liner 106 Daily	Idahoan 12 Daily	Portland Rose 18 Daily	Mail Exp. 26 Daily	
8.25	4.45	5.15	10.40	1394	Ar	2116	2.05	6.20	8.30	10.25	2116	2.05	6.20	8.30	10.25	
10.02	N.	N.	1415	Lv	Huntington (P.S.T.)..... Ore.	2657	0	0	0	9.35	2657	0	0	0	9.35	
N.	N.	N.	1428	"	Durkee (<i>Burnt River</i>)..... "	3746	0	0	0	9.10	3746	0	0	0	9.10	
10.55	6.12	6.37	11.55	1442	"	Baker (<i>To Sumpter Valley</i>)..... "	3438	12.40	4.57	7.05	8.45	3438	12.40	4.57	7.05	
11.08	N.	f 8.49	1452	"	Haines (<i>Blue Mountains</i>)..... "	3336	f 4.42	v. o.	8.25	8.25	3336	f 4.42	v. o.	8.25	8.25	
11.18	N.	f 6.59	1462	"	North Powder (<i>Powder River Valley</i>)..... "	3251	f 4.31	v. o.	8.09	8.09	3251	f 4.31	v. o.	8.09	8.09	
f 11.35	N.	N.	1471	"	Tolocaset..... "	3449	0	0	f 7.54	7.54	3449	0	0	f 7.54	7.54	
N.	7.14	N.	1481	"	Union Jct. (<i>Grande Ronde Valley</i>)..... "	2718	0	v. o.	0	0	2718	0	v. o.	0	0	
N.	N.	N.	1485	"	Hot Lake (<i>Hot Springs and Sanatorium</i>)..... "	2708	0	0	0	0	2708	0	0	0	0	
12.20	7.45	8.00	1.05	1494	"	La Grande 72 (<i>College of Education</i>)..... "	2788	11.40	3.45	5.50	7.05	2788	11.40	3.45	5.50	
f 1.04	N.	N.	1513	"	Kameia..... "	4205	0	0	0	0	4205	0	0	0	0	
f 1.18	N.	N.	1519	"	Meacham..... "	3680	0	0	0	0	3680	0	0	0	0	
f 1.56	N.	N.	1536	"	Duncan..... "	2306	0	0	0	0	2306	0	0	0	0	
f 2.16	N.	N.	1547	"	Gibbon (<i>Umatilla River</i>)..... "	1749	0	0	0	0	1749	0	0	0	0	
N.	N.	N.	1557	"	Cayuse (<i>Indian Reservation</i>)..... "	1414	0	0	0	0	1414	0	0	0	0	
2.53	10.25	10.23	f 3.13	1568	Ar	1069	f 9.30	1.10	2.55	4.20	1069	f 9.30	1.10	2.55	4.20	
2.53	10.25	10.23	f 3.13	1568	Lv	Penleton (<i>Scenes of annual Roundup</i>)..... Ore.	1069	f 9.30	1.10	2.55	4.20	1069	f 9.30	1.10	2.55	4.20
N.	N.	N.	1572	"	Rieth..... "	974	0	0	0	0	974	0	0	0	0	
3.23	f 10.58	N	1592	"	Echo..... "	641	B.	B.	0	3.38	641	B.	B.	0	3.38	
3.29	f 11.04	N	1595	"	Standfield..... "	593	B.	B.	0	3.23	593	B.	B.	0	3.23	
Spokane 19 Daily	3.40	11.20	11.05	1600	Ar	Hinkle..... Ore.	610	12.20	2.10	3.15	Spokane 20 Daily	610	12.20	2.10	3.15	
9.00	↓	7.20	↓	187	Ar	Spokane 74..... Wash.	1895	↑	9.00	↑	1895	↑	9.00	↑	7.20	
1.45	3.50	12.01	11.15	1600	Lv	Hinkle 76..... Ore.	610	12.10	1.45	2.55	2.10	610	12.10	1.45	2.55	
M	4.01	f 12.10	11.23	1606	Lv	Ordnanca..... "	577	11.58	B.	2.40	▲	577	11.58	B.	2.40	
M	4.17	N.	N.	1620	"	Boardman (<i>Columbia River</i>)..... "	252	0	0	2.20	H.	252	0	0	2.20	
M	N.	N.	N.	1635	"	Heppner Jct..... "	239	0	0	0	H.	239	0	0	0	
2.47	4.48	1.45	12.08	1646	"	Arlington..... "	225	11.15	12.49	1.45	1.06	225	11.15	12.49	1.45	
M	5.05	N.	N.	1654	"	Blalock..... "	217	0	0	0	H.	217	0	0	0	
M	5.30	N.	N.	1674	"	Rufus..... "	174	0	0	0	H.	174	0	0	0	
M	N.	N.	N.	1680	"	Biggs..... "	170	0	0	0	H.	170	0	0	0	
M	N.	N.	N.	1687	"	Cello (<i>Falls and Indians Fishing</i>)..... "	159	0	0	0	H.	159	0	0	0	
4.00	6.10	3.15	1.10	5.35	Ar	The Dalles (<i>Mt. Hood to South</i>)..... Ore.	99	7.15	10.15	11.50	12.30	12.05	99	7.15	10.15	11.50
4.05	6.20	3.25	1.15	5.35	Lv	The Dalles (<i>Columbia River Gorge</i>)..... Ore.	99	7.15	10.10	11.45	12.20	11.59	99	7.15	10.10	11.45
M	6.54	N.	N.	1715	"	Mosier..... "	99	0	0	0	H.	99	0	0	0	
4.45	7.15	4.05	1.50	f 6.05	1721	"	Hood River (<i>Mt. Adams, no.</i>)..... "	103	f 6.45	9.38	11.13	11.47	11.28	103	f 6.45	9.38
M	N.	N.	N.	1734	"	Wyeth..... "	97	0	0	0	H.	97	0	0	0	
M	7.46	N.	N.	1741	"	Cascade Locks..... "	101	0	0	0	H.	101	0	0	0	
M	7.52	N.	N.	1745	"	Bonneville..... "	51	f 9.01	0	11.06	H.	51	f 9.01	0	11.06	
M	N.	N.	N.	1754	"	Multnomah Falls..... "	42	0	0	0	H.	42	0	0	0	
M	8.08	N.	N.	1757	"	Bridal Veil (<i>Bridal Veil Falls</i>)..... "	43	0	0	0	H.	43	0	0	0	
M	N.	N.	N.	1761	"	Rooster Rock (<i>Latomell Falls</i>)..... "	43	0	0	0	H.	43	0	0	0	
M	8.25	N.	f 2.55	1768	"	Troutdale (<i>Mt. St. Helens, no.</i>)..... "	51	f 8.34	0	10.38	H.	51	f 8.34	0	10.38	
6.30	9.00	6.00	3.30	7.30	Ar	Portland (<i>Willamette River</i>)..... Ore.	29	5.30	8.10	9.45	10.10	10.00	29	5.30	8.10	9.45

- Footnotes for Pages 34 and 35**
(Continued from page 34)
- W Stops to let off paying passengers from Seattle; also to take for south of Tacoma.
 - X Stops to let off paying passengers from Tacoma or beyond; also to take for Portland or beyond.
 - Y For service between St. Louis, Denver and Cheyenne, see tables 24 and 30.
 - Z Stops to let off paying passengers from Ogden, Cheyenne, and beyond; also to take for Pendleton and beyond.
 - ① Stops to let off paying passengers from Vancouver and beyond and to take on for points beyond Seattle.
 - ② Stops to take paying passengers for south of Tacoma.
 - ③ Via North Puyallup.
 - ④ Via Puyallup.
 - ⑤ Stops to take on paying passengers for Portland and beyond.

Between Portland, Tacoma and Seattle													
All tickets over these lines are interchangeable and good on any train listed below.													
WESTBOUND—Read Down					M I L E S	Table No. 20 (Continued) Pacific Standard Time							
401 Daily	459 Daily	407 Daily	403 Daily	Stream-liner 457 Daily		402 Daily	460 Daily	404 Daily	408 Daily	Stream-liner 458 Daily			
11.45	5.00	10.00	8.30	8.00	0.0	Lv	Portland..... Ore.	29	6.45	12.20	1.45	4.30	9.15
12.11	5.25	10.21	8.55	8.21	8.7	Wash. Ar	Vancouver..... Wash.	47	8.15	11.58	1.15	4.08	8.46
12.35			9.11		23.0	"	Ridgefield..... "	39	5.48	12.57			
f 12.49			9.19		28.4	"	Woodland (<i>Lewis River</i>)..... "	32	5.35	12.49			
f 1.05			9.31		37.5	"	Kalama..... "	21	5.18	12.37			
1.35	6.05	11.01	9.48	9.01	47.7	"	Keiso-Longview..... "	29	5.00	11.14	12.25	3.24	8.02
1.55			10.02		52.6	"	Castle Rock..... "	59	4.20	12.05			
f 2.09			10.14		67.2	"	Vader..... "	142	4.03	11.50			
f 2.27			10.25		73.7	"	Winlock..... "	306	3.50	11.40			
f 2.40			10.34		80.0	"	Napavine..... "	441	3.37	11.28			
3.00	6.47	D.	10.47	D.	87.1	"	Chehalis (<i>Gateways to</i>)..... "	189	3.25	11.17	X	7.14	
3.10	6.57	11.53	10.54	9.53	90.8	Ar	Centralia (<i>Grays Harbor</i>)..... "	188	3.05	10.22	11.05	2.32	7.05
3.25	6.57	11.53	10.59	9.53	90.8	Ar	Centralia 21..... "	188	2.45	10.22	11.05	2.32	7.00
f 3.35			11.10		98.1	"	Buocda..... "	255	2.35	10.50			
3.50			11.16		101.8	"	Tenino..... "	288	2.29	10.44			
f 7.20		J.	11.30	J.	109.8	Ar	East Olympia 22..... "	219	f 2.08	f 9.58	10.34	2.08	6.37
↓	↓	12.45	↓	10.45	8.1	Ar	Olympia (<i>State</i>)..... Wash.	13	↑	↑	↑	1.30	6.00
↓	↓	↓	↓	9.40	8.1	Ar	Olympia (<i>Capital</i>)..... Wash.	13	↑	↑	↑	2.35	7.05
f 4.16	f 7.20	J.	11.30	J.	109.8	Ar	East Olympia..... Wash.	219	f 2.08	f 9.58	10.34	2.08	6.37
4.30	f 7.33		11.43		120.3	Lv	Nisqually..... Wash.	85	f 1.53		10.21		
5.00	8.05	1.01	12.20	11.01	144.7	Ar	Tacoma (<i>Rainier</i>)..... "	15	1.15	9.16	9.45	1.26	5.52
5.20	8.15	1.05	12.30	11.05	144.7	Lv	Tacoma 22 (<i>Nat'l Park</i>)..... "	13	12.55	9.12	9.35	1.22	5.42
5.40	①	①	①	①	152.6	Lv	Puyallup..... "	50	12.35	①	①	①	①
①	①	①	12.47	①	152.6	"	North Puyallup..... "	56	①	①	①	①	①
5.50	①	①	12.51	①	154.4	"	Sumner..... "	72	12.28	①	①	①	①
6.05	①	①	1.04	①	161.5	"	Auburn (<i>Army Depot</i>)..... "	73	12.17	①	①	①	①
6.15	①	①	1.13	①	166.5	"	Kent..... "	43	R.	①	①	①	①
6.45	9.15	2.00	1.45	11.59	183.4	Ar	Seattle 22 (<i>Union Depot</i>)..... Wash.	15	11.45	8.20	8.30	12.30	4.45
					183.4	Ar	Seattle (<i>King St. Sta.</i>)..... Wash.	15	11.45	8.20	8.30	12.30	4.45

Portland—Chehalis—Hoquiam											
Table No. 21 (Pacific Standard Time)											
403-Motor Bus Daily	401-Motor Bus Daily	Mls.	Table No. 21 (Pacific Standard Time)					Motor Bus 404 Daily	Motor Bus 458 Daily		
8.30	11.45	0	Lv	Portland..... Ore.	Ar	1.45	9.15				
▲ 1.30	▲ 9.45	0	Ar	Chehalis..... Wash.	Ar	▲ 9.15	▲ 7.00				
↓	↓	4	Ar	Centralia..... "	Ar	9.00	6.45				
↓	↓	9	Lv	Galvin..... "	Lv	↑	↑				
↓	↓	16	"	Helsing Jct..... "	"	↑	↑				
↓	↓	18	"	Independence..... "	"	↑	↑				
↓	↓	35	"	Saginaw..... "	"	↑	↑				
↓	↓	37	"	South Elma..... "	"	7.50	5.35				
↓	↓	48	Ar	Montesano..... "	Ar	7.50	5.35				
↓	↓	49	"	Melbourne..... "	"	↑	↑				
↓	↓	56	"	Cosmopolis..... "	"	↑	↑				
↓	↓	59	Ar	Aberdeen..... "	Ar	7.30	5.15				
▲ 3.40	▲ 11.45	63	Ar	Hoquiam..... "	Ar	7.15	5.00				

Portland—Seattle—Tacoma—Olympia								
Table No. 22 (Pacific Time)								
407-Bus	457-Bus	Mls.	Table No. 22 (Pacific Time)				Bus-458	Bus-408
10.00	8.00	0	Lv	Portland..... Ar	Ar	9.15	4.30	
↓	↓	0	Lv	East Olympia..... Ar	Ar	6.37	2.08	
↓	↓	10	Lv	East Olympia..... Ar	Ar	6.30	2.00	
12.25	10.45	0	Lv	Olympia..... Ar	Ar	6.00	1.30	

Portland—Seattle—Tacoma—Olympia								
Table No. 22 (Pacific Time)								
408-Bus	458-Bus	Mls.	Table No. 22 (Pacific Time)				Bus-457	423 NP
12.30	4.45	0	Lv	Seattle..... Ar	Ar	11.59	8.20	
↓	↓	0	Lv	Tacoma..... Ar	Ar	11.01	6.42	
↓	↓	0	Lv	East Olympia..... Ar	Ar	J.	J.	
2.10	6.40	0	Lv	East Olympia..... Ar	Ar	10.10	J.	
2.35	7.05	0	Ar	Olympia..... Ar	Ar	9.40	5.08	

Between St. Louis, Kansas City, Topeka, Salina and Denver

WESTBOUND—Read Down

Table with columns for Motor, Passenger, The Kansan, Pony Express, and Stream-liner. Includes times for various stations from St. Louis to Denver.

Table No. 24 The Overland Route

Table with columns for Motor, Passenger, The Kansan, Pony Express, and Stream-liner. Includes times for various stations from St. Louis to Denver.

EASTBOUND—Read UP

Table with columns for Motor, Passenger, The Kansan, Pony Express, and Stream-liner. Includes times for various stations from Denver to St. Louis.

Kansas City - Junction City - Concordia

Table No. 25 (Central Time) with columns for Mixed Fht, Mts, and Motor. Includes times for stations like Jet City, Alida, Milford, Wakefield, Broughton, Clay Center, Idana, Browndale, Miltonvale, and Concordia.

Kansas City - Salina - Solomon - Beloit

Table No. 26 (Central Time) with columns for Mixed Fht, Mts, and Motor. Includes times for stations like Salina, New Cambria, Solomon 24, Niles, Verd, Bennington, Lindsey, Minneapolis, Sumnerville, Delphos, Glasco, Simpson, Asherville, and Beloit.

Kansas City - Salina - McPherson

Table No. 27 (Central Time) with columns for Mixed Fht, Mts, and Motor. Includes times for stations like Salina, Mentor, Assaria, Bridgeport, Lindsborg, Johnstown, Hilton, and McPherson.

Kansas City - Salina - Plainville - Oakley

Table No. 28 (Central Time) with columns for Freight, Motor, and Mts. Includes times for stations like Salina, Shipton, Culver, Tessott, Beverly, Shady Bend, Lincoln Center, Vesper, Sylvan Grove, Lucas, Luray, Waldo, Natoma, Codell, Plainville, Zurich, Palco, Damar, Bogue, Hill City, Penokee, Morland, Studley, Hoxie, Menlo, Colby, Colby, Mingo, and Oakley.

Between Denver, Cheyenne and Salt Lake City

WESTBOUND—Read Down							Table No. 30 The Overland Route (Mountain Standard Time)	EASTBOUND—Read Up							
Motor Bus Daily	86 Daily	57 Daily	Port'd Rose 17 Daily	Pony Express 37 Daily	City of St. Louis 9 Daily	MILES	Elevation	City of St. Louis 10 Daily	Pony Express 38 Daily	Port'd Rose 18 Daily	52 Daily	Mixed 334 Daily	85 Daily	Motor Bus Daily	
6.20	6.00	8.15	5.40	5.35	8.10	0 Lv	Ar	188	6.15	8.00	8.10	5.20	11.50	9.15	9.35
	M	f				14	Ar	5036		G	J	f	4.56		
6.55	M	f				19	"	4979		G	J	f	4.51	H	9.00
7.06	M	f				26	"	4906		G	J	f	4.38		8.48
7.20	M	f				35	"	4817		G	J	f	4.28		8.32
7.27	M	f				40	"	4752		G	J	f	4.22		8.24
7.36	6.52	9.20	6.37	6.27	9.03	46	"	4681		G	J	f	4.15	8.13	8.15
	Ar	f				46	"	4649		G	J	f	4.06		
7.45	Ar	f				52	"	4648	5.01	G	J	f	3.53	8.50	8.05
	See Table 17	f				56	"	4747		G	J	f	3.51		
7.58	See Table 17	f				59	"	4831		G	J	f	3.49	8.35	7.52
8.05	See Table 17	f				63	"	4935		G	J	f	3.44	8.30	7.45
8.12	See Table 17	f				67	"	5032		G	J	f	3.39	8.17	7.38
8.20	See Table 17	f				72	"	5185		G	J	f	3.33	8.02	7.30
	See Table 17	f				86	"	5702		G	J	f	3.02	7.22	
9.05	See Table 17	f				98	"	6381		G	J	f	2.45	7.00	
	See Table 17	f				106	"	Ly6060		G	J				6.50
	See Table 17	f				109	"	Ar6060		G	J				
	See Table 17	f				115	"	Ly6562		G	J				
	See Table 17	f				9.23	"	Ar	3.10	4.16	4.25				
	See Table 17	f				9.33	"	Ar	3.09	4.05	4.15				
	See Table 17	f				W	"	Ly6910		W					
	See Table 17	f				219	"	Ar		W					
	See Table 17	f				239	"	Ar		W					
	See Table 17	f				111.06	"	Ar		W					
	See Table 17	f				12.05	"	Ar	1.05	1.55	2.05				
	See Table 17	f				2.25	"	Ar	W	11.32	11.46				
	See Table 17	f				2.50	"	Ar	10.45	11.10	11.25				
	See Table 17	f				2.45	"	Ar	6083	10.25	10.55				
	See Table 17	f				4.50	"	Ly	6749	8.37	8.57				
	See Table 17	f				6.35	"	Ar	4298	6.50	7.10				
	See Table 17	f				7.00	"	Ar		6.00	6.40				
	See Table 17	f				8.00	"	Utah	4251	5.05	5.45				

Distance between Denver and Salt Lake City via Borie is 613 miles; via Cheyenne is 625 miles.

Between Ogden and Salt Lake City

							Table No. 31 (Mountain Time)										
34 Daily	9 Daily	103 Daily	1 Daily	32 Daily	37 Daily	30 Daily	MILES	10 Daily	2 Daily	104 Daily	31 Daily	38 Daily	29 Daily	33 Daily			
9.10	8.25	6.25	5.00	7.50	7.00	6.40	0	Lv	Utah	Ar	6.00	7.10	9.35	6.15	6.40	8.50	12.20
E	E	E	E	E	E	R	6	"	Ar	6.00	7.10	9.35	6.15	6.40	8.50	12.20	
E	E	E	E	E	E	R	10	"	Ar	6.00	7.10	9.35	6.15	6.40	8.50	12.20	
E	E	E	E	E	E	R	15	"	Ar	6.00	7.10	9.35	6.15	6.40	8.50	12.20	
E	E	E	E	E	E	R	17	"	Ar	6.00	7.10	9.35	6.15	6.40	8.50	12.20	
E	E	E	E	E	E	R	21	"	Ar	6.00	7.10	9.35	6.15	6.40	8.50	12.20	
E	E	E	E	E	E	R	26	"	Ar	6.00	7.10	9.35	6.15	6.40	8.50	12.20	
E	E	E	E	E	E	R	28	"	Ar	6.00	7.10	9.35	6.15	6.40	8.50	12.20	
E	E	E	E	E	E	R	31	"	Ar	6.00	7.10	9.35	6.15	6.40	8.50	12.20	
10.00	9.20	7.10	5.50	8.50	8.00	7.35	36	Ar	Utah	Ar	5.05	6.20	8.50	5.25	5.45	8.00	11.30

Ogden—Echo—Coalville—Park City

Mixed Freight 226 Mts.	Table No. 32 (Mountain Time)			Mixed Freight 225
† 7.35 9.05	0	Lv	Utah	Ar
	40	Ar	Ogden	Lv
9.15 9.45	40	Lv	Echo	Ar
10.20	53	Ar	Coalville	Lv
11.30	68	Ar	Park City	Lv

Laramie—Centennial—Coalmont

Mixed Freight 221 Mts.	Table No. 33 (Mountain Time)		Mixed Freight 222
9.30	0	Lv	Wyo. Ar
10.15	15	"	Laramie
10.30	18	"	Miller
11.07	30	"	Milbrook
12.02	40	"	Centennial
1.30	55	"	Albany
3.27	74	"	Fox Park
4.03	80	"	Kings Canon
4.40	92	"	Northgate
5.50	111	Ar	Walden
		Lv	Coalmont

Walcott—Saratoga—Encampment

201 Mixed	Table No. 34 (Mountain Time)			202 Mixed
12.01	0	Lv	Wyo. Ar	11.16
12.28	7	Ar	Walcott	10.49
12.54	12	"	Meads	10.26
1.27	21	"	Overland	9.53
1.56	24	"	Fish Hatchery	9.37
2.15	28	"	Saratoga	9.17
2.23	30	"	Dahlstrom	9.07
2.36	33	"	Davis	8.54
3.07	40	"	Cow Creek	8.22
3.32	44	Ar	Encampment	8.00

Footnotes for Pages 36 and 37

- | | | | |
|---|--|---|--|
| <p>NOTE █— See table 20 for detail schedules to Pacific Northwest.
 ● Streamliner, extra fare; see pages 24 and 29.
 NOTE ⊙— See table 14 for detail schedules to San Francisco.
 NOTE ⊕— See table 3 for detail schedules to Los Angeles.
 ⊕ Via Borie cut-off; not via Cheyenne.
 * Daily. † Daily except Sunday.
 (f) Stops on signal. □ Mixed train.
 † Monday, Wednesday and Friday only.
 ⊙ Tuesday, Thursday and Saturday only.
 █ Union Pacific Stages Motor Buses operated over public highways. See also section of General Information, page 2, for optional rail-motor bus ticketing arrangement.</p> | <p>■ Local freight; limited space, hand baggage only; caboose for passengers.
 ● Local freight; carries combination coach-baggage car for passengers.
 ⊙ Mountain Time on the main line but trains to or from Oakley on the Colby branch line use Central Time.
 A Stops to take paying passengers for Denver and beyond.
 B Stops to let off paying passengers from Denver and beyond.
 D Stops to let off paying passengers from Kansas City and beyond, and from Topeka; also to take for Denver and beyond.
 E Stops to take on or let off passengers.
 G Stops to let off paying passengers from Ogden or beyond.</p> | <p>H Stops to let off paying passengers from east of La Salle.
 J Stops to let off paying passengers from Granger or beyond.
 K Stops to let off paying passengers from Denver and beyond; also to take for Topeka, and for Kansas City and beyond.
 L Stops to take paying passengers for Denver and beyond; also to let off from St. Louis and beyond.
 M Stops to take on paying passengers for east of Julesburg.
 N Stops to let off paying passengers from Kansas City or beyond; also to take for Denver or beyond.
 O Stops to let off paying passengers from Denver or beyond; also to take for Kansas City or beyond.</p> | <p>P Stops to let off paying passengers for points on the Solomon-Beloit branch; also to take for Denver and beyond.
 R Stops to let off paying passengers from beyond Pocatello.
 S Stops to let off paying passengers from Denver and beyond; also to take for St. Louis and beyond.
 T Stops to let off paying passengers from Denver and beyond; also to take for Salina and east thereof where train is scheduled to stop.
 V Stops to let off paying passengers from Cheyenne and beyond.
 W Conditional stop; see tables 1 and 2.
 X Stops to take on or let off paying passengers.</p> |
|---|--|---|--|

Between Salt Lake City, Ogden, Pocatello, West Yellowstone and Butte

WESTBOUND—Read Down

MILE S

Table No. 36 The Overland Route

For other trains between Salt Lake and Ogden see Table No. 31.
(Mountain Standard Time)

Yellowstone Special 29-35 Daily	Idaho 31 Daily	North-west Special 33 Daily	Butte Special 29 Daily	MILE S
8:00	5:25	11:30	8:00	0
8:50	6:15	12:20	8:50	36
9:20	6:35	12:45	9:20	9
	B	D		14
9:55	7:02	1:15	9:55	21
	B	D		30
	B	1:35		36
	B	D		40
	B	D		45
10:45	B	2:05	10:45	49
	B	D		57
	8:04	2:20		61
	B	D		62
	B	D		65
	B	D		71
	B	D		75
	B	D		81
	B	D		84
11:45	8:52	3:15	11:45	95
	B	D		100
	B	D		105
112:10	9:20	3:40	112:10	111
112:10	9:20	3:40	112:10	111
	9:33	3:53		121
12:45	9:55	4:15	12:45	134
1:45	5:15	1:35	1:45	134
	5:29	1:40		140
	5:37	1:55		146
	5:43	1:51		151
2:30	6:08	2:20	2:30	158
	6:24	2:34		169
	6:34	2:42		176
3:52	7:00	3:10	3:52	185
3:30	7:20			0
4:30	8:25			37
5:10	8:55			51
7:30				107

EASTBOUND—Read Up

Butte Special 30 Daily	North-west Special 34 Daily	Idaho 32 Daily	Yellowstone Special 36-30 Daily	Elevation
7:35	10:00	8:50	7:35	Ar 4251
6:40	9:10	7:50	6:40	Lv 4298
6:15	8:50	7:20	6:15	Ar 4298
A	B	B	A	" 4274
A	B	B	A	" 4265
5:45	8:20	6:45	5:45	" 4306
A	B	B	A	" 4266
A	B	6:28	A	" 4324
A	B	B	A	" 4416
A	B	B	A	" 4445
5:05	7:38	6:04	5:05	" 4461
A	7:20	B	A	" 4481
A	7:12	5:44	A	" 4522
A	B	B	A	" 4605
A	7:03	B	A	" 4746
A	6:55	B	A	" 4747
A	B	B	A	" 4748
A	B	B	A	" 4779
A	B	B	A	" 4854
A	6:30	5:05	A	" 4795
A	B	B	A	" 4735
3:45	6:05	4:45	3:45	Lv 4751
3:45	6:05	4:45	3:45	Ar 4751
A	5:51	4:31	A	Lv 4525
3:15	5:35	4:15	3:15	Lv 4463
2:45	4:45	4:25	2:45	Ar 4463
4:25	4:25		4:25	Lv 4459
4:17	4:17		4:17	Ar 4447
4:00	4:00	12:50	4:00	" 4500
3:39	3:39		3:39	" 4568
3:30	3:30	112:19	3:30	" 4627
1:28	3:15	12:05	1:28	Lv 4708
2:50	1:15		2:50	Ar 4708
1:38	1:38	10:34	1:38	Ar 4971
1:15	1:15	10:10	1:15	" 5255
		7:30		Lv 6665

Cache Junction—Logan—Preston

33-Mixed #303	Mis.	Table No. (Mountain Time) 37	Mixed #304 -34
11:30	0	Lv Salt Lake, Utah	10:00
12:45	36	Ar Ogden	8:50
5:00	85	Ar Cache Jet	3:00
5:25	93	Ar Mendon	2:15
5:45	99	Ar Wellsville	1:55
6:30	109	Ar Hyrum	1:30
6:57	117	Ar Logan	1:10
7:20	122	Ar Smithfield	112:30
7:29	126	Ar Richmond	112:01
8:00	129	Ar Webster	111:30
9:00	136	Ar Franklin, Ida.	111:20
		Ar Preston	111:00

Ogden—Brigham—Malad

-33 Mixed #311	Mis.	Table No. (Mountain Time) 38	Mixed #312 -34
11:30	0	Lv Salt Lake, Utah	10:00
5:50	36	Ar Ogden 1, 2, 31, 36, 39, 40	3:00
6:20	45	Ar Hot Springs	2:28
6:30	50	Ar Willard	2:17
6:45	57	Ar Brigham City 36	2:00
7:30	57	Ar Brigham City 36	1:30
7:45	63	Ar Corinne	112:55
8:02	71	Ar Cropley	112:35
8:15	75	Ar Tremonton	12:25
8:30	82	Ar Garland	12:15
8:46	87	Ar Fielding	11:56
9:25	94	Ar Portage	11:20
9:50	102	Ar Cherry Creek	110:55
10:15	109	Ar Malad	110:30

Salt Lake—Idaho Falls—W. Yellowstone (Summer Season)

29-35 Daily	Mis.	Table No. (Mountain Time) 39	36-30 Daily
8:00	0	Lv Salt Lake City, Ut.	7:35
9:20	36	Ar Ogden	6:15
12:45	170	Ar Pocatello, Ida.	3:15
1:45	0	Lv Pocatello, Ida.	1:45
3:30	51	Lv Idaho Falls 36	11:35
5:10	102	Lv Ashton 36, 40	10:10
5:27	102	Lv Ashton	10:10
6:30	109	Ar Warm River	9:35
6:44	142	Ar Trude	8:34
7:30	158	Ar Big Springs	8:20
		Ar W. Yellowstone, Mont.	7:30

Salt Lake—Idaho Falls—Ashton—Victor

33 Daily	35-47 Daily	Mis.	Table No. (Mountain Time) 40	48-36-30 Daily	34 Daily
11:30	8:00	0	Lv Salt Lake City, Utah	7:35	10:00
12:45	9:20	36	Ar Ogden	6:15	8:50
5:15	1:45	170	Lv Pocatello, Ida.	1:35	4:45
7:00	3:15	221	Ar Idaho Falls 36	12:05	3:15
7:20	3:30	221	Lv Idaho Falls	11:45	2:50
7:34		223	Ar Ucon		2:25
7:45	3:53	235	Ar Rigby		2:15
7:51		239	Ar Lorenzo		2:08
7:56		242	Ar Thornton		2:03
8:06	4:13	247	Ar Rexburg	10:56	1:55
8:13		251	Ar Sugar City		1:48
8:25	4:30	258	Ar St. Anthony	10:34	1:38
8:53	5:10	272	Ar Ashton	10:10	1:15
9:00	5:20	0	Lv Ashton 36, 39	9:55	1:10
9:04	5:24	2	Ar Marysville	9:45	1:00
9:12	5:32	6	Ar Grainville	9:37	112:52
9:18	5:38	9	Ar Drummond	9:32	12:47
9:25	5:46	13	Ar France	9:24	112:39
9:33	5:53	16	Ar Lamont	9:18	12:33
		22	Ar Judkins		
9:57	6:17	26	Ar Felt	8:55	12:10
10:07	6:27	30	Ar Tetonia	8:47	12:02
10:22	6:42	37	Ar Driggs	8:33	11:48
10:40	7:00	46	Ar Victor	8:15	11:30

Footnotes for Page 38

- Daily. (f) Stops only on signal. † Daily except Sunday.
- A Stops to let off paying passengers from beyond Pocatello.
- B Stops to take on or let off passengers.
- D Stops to take on or let off paying passengers.
- Nos. 35 and 36 between Pocatello and West Yellowstone, and Nos. 47 and 48 between Ashton and Victor, operate only during Yellowstone and Grand Teton Park summer season June 18 through September 8.
- Local freight with combination coach-baggage car.

Union Pacific Branch Lines

Omaha—North Platte—So. Torrington

* 97		Mixed 93		Mis.		Table No. 42		Mixed 94		* 98	
Central Time											
* 9.45		* 9.45		Lv		Omaha Neb. Ar		* 7.00		* 7.00	
<i>Mountain Time</i>											
* 6.50		* 5.01		0		No. Platte		* 7.00		* 4.50	
7.30		5.30		0		O'Fallons		6.25		4.20	
7.56		5.48		13		Sarben		5.58		3.30	
8.35		6.11		28		Keystone		5.36		2.55	
8.50		6.21		35		Martin		5.24		2.30	
9.05		6.31		41		Lemoyne		5.14		2.15	
10.00		7.02		59		Lewellen		4.44		1.40	
10.50		7.21		71		Oshkosh		4.21		1.05	
11.35		7.43		86		Lisco		3.53		12.25	
12.05		8.07		100		Broadwater		3.30		11.40	
12.50		8.30		114		Northport		3.05		11.12	
13.45		8.50		127		So. Bayard		2.39		10.40	
14.40		9.12		141		McGrew		2.29		10.28	
15.35		9.35		155		Melbeta		2.19		10.18	
16.30		9.58		169		Ar Gering		2.00		*10.01	
17.25		10.21		183		Lv Gering		1.50		10.30	
18.20		10.44		197		Haig		1.30		1014	
19.15		10.67		211		So. Mitchell		1.21		1010	
20.10		10.90		225		So. Morrill		1.06		10.56	
21.05		11.13		239		Lyman Neb.		12.56		9.45	
22.00		11.36		253		Huntley Wyo.		12.41		19.13	
22.55		11.59		267		Ar Yoder		12.25		9.00	
23.50		12.22		281		Lv Yoder		12.15		8.50	
24.45		12.45		295		Veteran		12.03		8.37	
25.40		12.68		309		Cottier		11.50		18.19	
26.35		12.91		323		Ar So. Tor'ng't'n Lv		11.45		*8.10	

Omaha — Columbus — Norfolk

Motor		Mixed 321		Mis.		Table No. 45		Mixed 312		Motor	
Central Time											
* 9.45		Lv		Omaha		Neb. Ar		* 1.35		
* 8.10		1.40		0		Columbus		11.00		* 9.05	
8.25		f 2.00		9		Oconee		10.35		
8.40		f 2.30		15		Platte Center		10.20		8.45	
8.50		3.17		25		Tarnov			8.35	
9.10		3.55		35		Humphrey		9.40		8.25	
9.20		5.00		41		Madison		9.02		8.05	
9.35		5.00		50		Enola			7.50	
.....			Norfolk		Neb. Lv		7.30	

Omaha — Columbus — Spalding

Mixed 79		Mis.		Table No. 46		Mixed 80			
Central Time									
* 8.20		Lv		Omaha		Neb. Ar		* 7.50	
11.40		0		Columbus		Ar		15.15	
12.02		9		Oconee		Lv		5.00	
12.32		14		Monroe		Lv		4.50	
1.08		34		Genoa		Ar		4.35	
1.33		44		Fullerton		Ar		4.05	
1.52		54		Belgrade		Ar		3.45	
2.13		64		Cedar Rapids		Ar		3.30	
2.40		74		Primrose		Ar		3.15	
.....		84		Spalding		Lv		3.00	

Omaha — Grand Island — Loup City

Mixed 283		Mis.		Table No. 47		Mixed 284			
Central Time									
* 9.45		Lv		Omaha		Neb. Ar		* 1.35	
11.00		0		Grand Island		Ar		H 5.15	
11.15		22		St. Paul		Ar		H 4.05	
11.40		30		Dannebrog		Lv		3.50	
12.05		41		Boelus		Ar		3.20	
12.25		48		Rockville		Ar		f 2.55	
1.00		61		Loup City		Lv		H 2.30	

Omaha — Columbus — Albion

Mixed 81		Mis.		Table No. 48		Mixed 82			
Central Time									
* 9.45		Lv		Omaha		Neb. Ar		* 7.50	
f 6.20		0		Columbus		Ar		12.25	
6.45		9		Oconee		Lv		12.02	
7.00		14		Monroe		Lv		11.50	
7.30		21		Genoa		Ar		11.30	
8.15		32		St. Edward		Ar		10.55	
9.05		43		Albion		Lv		10.30	

Omaha — Grand Island — Ord

Mixed 83		Mis.		Table No. 49		Mixed 84			
Central Time									
* 9.45		Lv		Omaha		Neb. Ar		* 1.35	
E 9.00		0		Grand Island		Ar		E 5.15	
9.25		11		St. Liberty		Lv		4.42	
9.55		22		St. Paul 47		Ar		4.20	
10.20		31		Lv Elba		Lv		3.48	
10.35		37		Cotesfield		Ar		3.41	
11.00		46		Scotia		Ar		3.14	
11.35		49		North Loup		Ar		2.57	
12.10		61		Ar Ord		Neb. Lv		E 2.30	

Lawrence — Leavenworth

Mixed Fht. #172		Mis.		Table No. 50		Mixed Fht. #171			
Central Time									
f 7.00		0		Lv Lawrence		Kan. Ar		12.30	
7.40		13		Tonganoxie		Lv		11.55	
8.20		29		Lansing		Ar		11.12	
8.25		30		Cochrane		Ar		11.08	
8.45		34		Ar Leavenworth		Lv		11.00	

Kansas City — Topeka — Marysville

Mixed Fht. #187		Motor 537-Daily		Mis.		Table No. 52		Motor 538-Daily		Mixed Fht. #188	
Central Time											
8.00		0		Lv		Kansas City Mo. Ar		6.00		
8.06		2		Kans. City Kans. Ar		Lv		5.45		
8.17		10		Muncie		Lv		5.32		
8.24		14		Edwardsville		Ar		5.25		
8.31		18		Bonner Springs		Ar		5.18		
8.47		28		Linwood		Ar		5.00		
9.05		40		Lawrence		Ar		4.43		
10.00		68		Topeka		Ar		4.00		E 9.25	
4.20		10		Menoken		Ar		3.30		9.10	
4.45		10		Grove		Ar		3.12		18.55	
5.20		10		Della		Ar		3.00		8.37	
6.15		10		Emmett		Ar		2.49		8.10	
6.50		10		Aikens		Ar		2.40		17.40	
8.15		11		Onaga		Ar		2.25		7.20	
8.30		11		Duluth		Ar		2.15		16.30	
9.10		11		Lillis		Ar		2.03		6.10	
9.20		11		Sullivan		Ar		1.55		15.55	
9.42		11		Frankfort		Ar		1.49		5.40	
10.30		11		Winfield		Ar		1.39		19.00	
10.55		12		Garden		Ar		1.30		14.30	
11.15		12		Marysville		Lv		1.20		E 4.15	

St. Joseph—Marysville—Grand Island

Motor 543-Daily		Mis.		Table No. 53		Motor 544-Daily			
Central Time									
8.30		0		Lv		St. Joseph Mo. Ar		4.20	
8.35		1		Elwood		Kan. Lv		4.10	
8.45		5		Wathena		Ar		4.04	
8.55		9		Blair		Ar		3.58	
9.05		14		Troy		Ar		3.50	
9.23		25		Severence		Ar		3.27	
9.30		29		Leona		Ar		3.21	
9.38		34		Robinson		Ar		3.13	
10.00		43		Hiawatha		Ar		3.00	
10.14		50		Hamlin		Ar		2.43	
10.21		54		Morrill		Ar		2.37	
10.36		61		Sabetha		Ar		2.25	
10.52		69		Oneida		Ar		2.08	
11.08		77		Seneca		Ar		1.51	
11.22		84		Baileyville		Ar		1.41	
11.32		89		Axtell		Ar		1.33	
11.42		94		Summit		Ar		1.24	
11.51		99		Beattie		Ar		1.16	
12.03		105		Home		Ar		1.05	
12.20		113		Ar Marysville		Lv		12.50	
12.35		113		Ar Marysville		Lv		12.15	
12.50		118		Herkimer		Lv		12.01	
1.00		123		Bremen		Ar		11.50	
1.15		128		Hanover		Ar		11.35	
1.30		137		Hollenberg		Ar		11.21	
1.40		142		Steele City, Neb.		Ar		11.14	
1.50		147		Endicott		Ar		11.05	
2.05		153		Fairbury		Ar		10.55	
2.20		167		Alexandria		Ar		10.28	
2.47		177		Belvidere		Ar		10.13	
3.00		184		Carleton		Ar		10.02	
3.20		191		Davenport		Ar		9.52	
3.39		201		Edgar		Ar		9.35	
3.54		209		Fairfield		Ar		9.23	
4.10		218		Genvill		Ar		9.09	
4.35		227		Hastings		Ar		8.55	
4.50		235		Hansen		Ar		8.25	
5.00		240		Doniphan		Ar		8.17	
5.20		252		Ar Grand Island		Lv		8.00	

Manhattan — Marysville

Mixed Fht. #173		Mis.		Table No. 54		Mixed Fht. #174			
Central Time									
f 7.00		0		Lv		Manhattan Kan. Ar		f 3.15	
7.25		11		Stockdale		Lv		f 2.30	
7.45		17		Garrison		Ar		f 2.15	
8.10		22		Randolph		Ar		1.55	
8.30		29		Cleburne		Ar		1.35	
9.05		38		Irving		Ar		1.10	
10.00		43		Blue Rapids		Ar		12.50	

Union Pacific Branch Lines

Blackfoot — Aberdeen — Mackay

Table No. 56, Mountain Time. Mixed *409, *421, *422, *410. Stations include Blackfoot, Moreland, Aberdeen Jet., Rockford, Pingree, Sterling, Aberdeen, Aberdeen Jet., Taber, Scoville, Arco, Moore, Darlington, Leslie, Mackay.

Minidoka — Rupert — Bliss

Table No. 61, Mountain Time. Mixed 49-465, 466-574. Stations include Minidoka, Acequia, Rupert, Paul, Hazelton, Eden, Jerome, Wendell, Bliss.

Shoshone — Ketchum — Sun Valley

Table No. 69, Mountain Time. Mixed *441, *442, *456. Stations include Shoshone, Richfield, Picabo, Bellevue, Halley, Sun Valley (Ketchum).

Burley — Declo

Table No. 62, Mountain Time. Mixed Mts. Stations include Burley, Declo.

Nyssa — Homedale — Marsing

Table No. 64, Mountain Time. Mixed Mts. Stations include Nyssa, Overstreet, Adrian, Napton, Homedale, Claytonia, Marsing.

Richfield — Hill City

Table No. 65, Mountain Time. Mixed Mts. Stations include Shoshone, Richfield, Rawson, Magic, Macon, Selby, Fairfield, Hill City.

Idaho Falls — Orvin — St. Anthony

Table No. 57, Mountain Time. Mixed *491. Stations include Idaho Falls, Orvin, Lincoln, Iona, Ririe, Byrne, Walker, Newdale, St. Anthony.

Idaho Falls — Ucon — St. Anthony

Table No. 58, Mountain Time. Mixed *492. Stations include Idaho Falls, Ucon, Grant, Lewisville, Menan, Egin, St. Anthony.

Minidoka — Twin Falls — Buhl — Wells

Table No. 60, Mountain Time. Mixed 33-17, 573-439, 29-49 Daily, 440-50, 574, 40-30, 18-34. Stations include Salt Lake, Pocatello, Minidoka, Acequia, Rupert, Heyburn, Burley, Starrh's Ferry, Milner, Murtaugh, Hansen, Kimberly, Twin Falls, Filner, Buhl, Twin Falls, Berger, Hollister, Rogerson, Delaplain, Contact, Summer Camp, Melandco, Wells.

Boise — Nampa — Emmett — McCall

Table No. 67, Mountain Time. Mixed 11-485, 486-12. Stations include Boise, Nampa, Middleton, Jenness, Bramwell, Emmett, Montour, Horseshoe Bend, Banks, Smith's Ferry, Belvidere, Cascade, Arlington, Donnelly, McCall.

Caldwell — Wilder

Table No. 68, Mountain Time. Mixed Mts. Stations include Caldwell, Greenleaf, Wilder.

Ontario — Vale and Brogan Vale — Crane and Burns

Table No. 70, Mountain Time. Mixed 459, 460. Stations include Ontario, Cairo, Luse, Mallett, Vale, Vale, Jamleson, Brogan, Vale, Hope, Little Valley, Harper, Namorf, Jonesboro, Juntura, Long, Riverside, Dunnean, Venator, Crane, Lawen, Redess, Burns.

Payette — Emmett

Table No. 71, Mountain Time. Mixed 483, 484. Stations include Payette, Fruitland, Buckingham, New Plymouth, Letha, Emmett.

Portland — La Grande — Joseph

Table No. 72, Pacific Time. Mixed 18-304, 305-17. Stations include Portland, La Grande, La Grande, Island City, Alicel, Imbler, Elgin, Looking Glass, Vincent, Minam, Wallowa, Lostine, Enterprise, Joseph.

Weiser — New Meadows

Table No. 73, Mountain Time. Mixed Mts. Stations include Weiser, Presley, Midvale, Cambridge, Goodrich, Council, Fruitvale, Starkey, Glendale, Woodland, Tamarack, New Meadows.

Footnotes for Page 40

- * Daily. † Daily except Sunday. (f) Stops only on signal. A Motor train, daily.
(E) Tuesday, Thursday and Saturday. (E) Monday Wednesday, and Friday.
K Irregular mixed service; consult agent. (A) Daily except Monday.
Local freight with combination coach-baggage car.
Local freight with caboose; hand baggage only.
Nos. 55 and 56 operate during winter season beginning about December 20, and carry local coaches and the through Sun Valley sleeping cars from Los Angeles and Salt Lake City.
Mountain Time is used on this U. P. branch line, but trains to and from Wells, Nevada on the So. Pac. main line use Pacific Time.
Pacific Time prevails in territory shown in table 70, but trains are operated under Mountain Time, as shown in this table. For equivalent in Pacific Time, figure one hour earlier.

Union Pacific Branch Lines

Portland and Spokane Short Line

20 Daily	Mis.	Table No. (Pacific Time) 74	19 Daily
10.00	0	Lv Portland, Ore. Ar	6.30
11.28	63	Lv Hood River. " Lv	4.45
12.05	84	Lv The Dalles. " " "	4.05
1.06	138	Lv Arlington. " " "	2.47
2.10	184	Lv Hinkle. " " "	1.45
2.40	184	Lv Hinkle. " " "	1.15
3.20	212	Lv Wallula, Wash. Lv	12.27
	C	216 " Attalla. " " "	
	C	236 " Page. " " "	
	C	253 " Scott. " " "	
	C	260 " Ruxby. " " "	
4.40	267	Ar Ayer. " " Lv	11.20
4.40	267	Lv Ayer. " " Ar	11.20
	C	289 Ar Hooper Jet. " " N.	
5.50	310	Lv Marengo. " " "	10.15
6.45	354	Lv Cheney. " " "	9.25
	C	361 " Marshall. " " "	
7.20	370	Ar Spokane, Wash. Lv	9.00

Portland — Ayer — Lewiston

20-74 Daily	Mis.	Table No. (Pacific Time) 77	73-19 Daily
10.00	0	Lv Portland. " Ore. Ar	6.30
2.10	184	Ar Hinkle. " " Lv	1.45
2.40	184	Lv Hinkle. " " Ar	1.15
3.20	0	Lv Wallula. " Wash. Lv	12.27
4.40	53	Ar Ayer. " " Lv	11.20
5.30	0	Lv Ayer. " " Ar	10.15
6.10	17	Ar Riparia. " " Lv	9.40
6.15	0	Camas Prairie R. R. Riparia 76, Wash. Ar	9.40
f 6.39	15	" Central Ferry. " " Lv	f 9.03
f 6.55	24	" Penawawa. " " " "	f 8.49
f 7.03	29	" Swift. " " " "	f 8.41
f 7.15	36	" Almota. " " " "	f 8.28
f 7.31	43	" Wawawai. " " " "	f 8.16
f 7.33	44	" Crum. " " " "	f 8.14
f 7.40	48	" Truax. " " " "	f 8.10
f 7.44	50	" Bishop. " " " "	f 8.05
f 7.53	55	" Indian. " " " "	f 7.57
f 8.05	62	" Moses. " " " "	f 7.47
f 8.11	66	" Wilma. " " " "	f 7.41
8.25	72	Ar Lewiston. " Ida. Lv	7.30
No. 324	0	Camas Prairie R. R. Lewiston 76, Ida. Ar	No. 323
f 8.40	9	" North Lapwal. " " Lv	f 2.12
f 8.59	10	" Spalding. " " " "	f 2.11
9.05	14	" Arrow. " " " "	2.05
f 9.32	27	" Lenore. " " " "	f 1.34
f 9.47	34	" Peck. " " " "	f 1.19
10.09	43	" Orofino. " " " "	1.00
10.29	51	" Greer. " " " "	12.38
f 10.46	58	" Pardee. " " " "	12.23
11.05	65	" Kamiah. " " " "	12.05
11.23	73	" Kooiska. " " " "	11.43
11.31	76	Ar Stites. " " Lv	11.36
No. 344	72	Camas Prairie R. R. Lewiston 76. " Ar	No. 343
f 9.08	81	" North Lapwal. " " Lv	f 2.22
f 9.10	82	" Spalding. " " " "	f 2.20
9.15	86	" Lapwal. " " " "	2.13
9.19	88	" Sweetwater. " " " "	2.10
f 9.27	92	" Jacques. " " " "	f 2.05
9.32	94	" Culesac. " " " "	2.01
10.22	108	" Ruebens. " " " "	1.17
f 10.23	112	" Craig Jet. " " " "	f 1.03
10.39	117	" Craigmont. " " " "	1.00
10.54	125	" Ferdinand. " " " "	12.44
11.09	133	" Cottonwood. " " " "	12.27
11.27	142	" Penn. " " " "	12.08
11.48	149	Ar Grangeville 76, Ida. Lv	11.55

Portland — Hinkle — Yakima

20-72 Daily	Mis.	Table No. (Pacific Time) 78	63-71-19 Daily
10.00	0	Lv Portland. " Ore. Ar	6.30
11.28	63	Lv Hood River. " " Lv	4.45
12.05	84	Lv The Dalles. " " " "	4.05
1.06	138	Lv Arlington. " " " "	2.47
2.10	184	Ar Hinkle. " " " Lv	1.45
2.55	184	Lv Hinkle. " " " Ar	12.40
3.40	212	Ar Wallula. " Wash. Lv	11.55
3.55	0	Lv Wallula. " Wash. Ar	11.40
4.05	3	" Attalla 74. " " Lv	11.30
4.15	9	" Villari. " " " "	f 11.15
4.35	16	" Kennwick. " " " "	11.00
5.16	39	" Benton City. " " " "	10.12
f 5.42	53	" North Prosser. " " " "	f 9.49
5.56	60	" Grandview. " " " "	9.37
6.05	66	Ar Midvale. " " Lv	9.25
6.15	69	Ar Sunnyside Wash. Lv	9.15
6.20	69	Lv Sunnyside Wash. Ar	9.10
6.30	66	Lv Midvale. " Wash. Ar	9.00
f 6.38	70	" Emerald. " " Lv	f 8.53
f 6.52	76	" Granger. " " " "	f 8.44
7.03	81	" Zillah. " " " "	8.36
7.10	84	" Buena. " " " "	8.29
f 7.17	87	" Sawyer. " " " "	f 8.24
f 7.23	89	" Donald. " " " "	f 8.19
f 7.23	93	" Parker. " " " "	
7.50	101	Ar Yakima. " Wash. Lv	8.00

Portland — Hinkle — Walla Walla

20-72 Daily	Mis.	Table No. (Pacific Time) 75	71-19 Daily
10.00	0	Lv Portland. " Ore. Ar	6.30
11.28	63	Lv Hood River. " " Lv	4.45
12.05	84	Lv The Dalles. " " " "	4.05
1.06	138	Lv Arlington. " " " "	2.47
2.10	184	Ar Hinkle. " " " Lv	1.45
2.55	184	Lv Hinkle. " " " Ar	12.40
3.40	212	Ar Wallula. " Wash. Lv	11.55
4.10	0	Lv Wallula. " Wash. Ar	11.20
f 4.25	8	Ar Reese. " " " Lv	f 11.05
4.40	15	" Touchet. " " " "	10.50
f 4.51	21	" Lowden. " " " "	f 10.40
f 5.02	24	" Whitman. " " " "	f 10.30
f 5.13	28	" Garrett. " " " "	f 10.20
5.25	31	Ar Walla Walla. " " Lv	10.15

Portland — Pullman — Moscow

20-62 Daily	Mis.	Table No. (Pacific Time) 76	61-19 Daily
10.00	0	Lv Portland. " Ore. Ar	6.30
11.28	63	Lv Hood River. " " Lv	4.45
12.05	84	Lv The Dalles. " " " "	4.05
1.06	138	Lv Arlington. " " " "	2.47
2.10	184	Ar Hinkle. " " " Lv	1.45
2.40	0	Lv Hinkle 75. " Ore. Ar	1.15
f 3.20	28	Ar Wallula. " Wash. Lv	f 12.27
f 3.20	28	Lv Wallula 74, 75 " Ar	f 12.27
4.40	81	Ar Ayer 74. " " Lv	11.20
5.15	81	Lv Ayer. " " " Ar	10.30
f 5.21	83	" Rifton. " " " Lv	f 10.21
5.42	93	" Tucannon. " " " "	10.01
5.52	96	Ar Riparia 77. " " Lv	9.50
5.52	98	Lv Riparia. " Wash. Ar	9.50
f	103	" Canyon. " " Lv	f
f 6.15	111	" Hay. " " " "	f 9.20
f 6.23	116	" Jerita. " " " "	f 9.09
6.37	122	" La Crosse. " " " "	8.58
6.52	133	" Winona. " " " "	8.39
7.00	138	" Endicott. " " " "	8.29
f	145	" Thera. " " " "	f
f 7.16	149	" Diamond. " " " "	f 8.09
7.37	158	Ar Colfax. " " Lv	7.50
7.42	158	Lv Colfax. " " Ar	7.45
f	162	" Risbeck. " " Lv	f
f	166	" Parvin. " " " "	f
f 8.05	168	" Shawnee. " " " "	f 7.25
8.13	171	" Albion. " " " "	7.18
f	174	" Armstrong. " " " "	f
8.33	177	" Pullman. " Wash. Ar	7.05
8.50	186	Ar Moscow 85, Ida. Lv	6.45

Spokane — Tekoa — Wallace

67 Daily	Mis.	Table No. (Pacific Time) 79	68 Daily
8.15	0	Lv Spokane 74 Wash. Ar	6.50
8.30	7	" Dishman. " " Lv	6.33
f 8.34	10	" Chester. " " " "	f 6.28
f 8.45	16	" Mica. " " " "	f 6.16
f 8.50	19	" Freeman. " " " "	f 6.10
8.56	22	" Manito. " " " "	f 6.04
9.03	27	" Rockford. " " " "	5.53
9.16	34	" Fairfield. " " " "	5.40
9.31	42	" Latah. " " " "	5.24
9.52	49	Ar Tekoa. " " Lv	5.11
10.02	49	Lv Tekoa. " " Ar	5.05
f 10.14	56	" Lovell. " Ida. Lv	f 4.50
10.33	65	" Plummer. " " " "	4.32
10.50	72	" Chatcolet. " " " "	f 4.14
f	75	" O'Gara. " " " "	f
11.09	80	" Harrison. " " " "	3.54
11.16	83	" Springston. " " " "	3.45
f	88	" Black Lake. " " " "	f
11.34	95	" Lane. " " " "	3.24
11.40	99	" Rose Lake. " " " "	3.16
f	101	" Dudley. " " " "	f
11.55	107	" Cataldo. " " " "	f 2.59
12.03	112	" Enaville. " " " "	2.53
f 12.07	113	" Pine Creek. " " " "	f 2.49
12.30	119	" Kellogg-Wardner. " " " "	2.40
f	123	" Shont. " " " "	f
12.43	125	" Osburn. " " " "	f 2.22
1.00	130	Ar Wallace. " Ida. Lv	2.15

Footnotes for Page 41

- * Daily. (f) Stops only on signal.
 - Local freight; caboose for passengers.
 - B Buses run via these stations only when there are passengers to or from Walla Walla or beyond.
 - C Stops to let off paying passengers from Hinkle or beyond.
 - K Bus station is at Prosser. T Bus station is at East Parker.
 - N Stops to take on paying passengers for Hinkle and beyond.
- Time from 12:01 midnight to 12:00 noon shown in light face type.
Time from 12:01 noon to 12:00 midnight shown in heavy face type.
- Figures opposite junction points refer to tables showing diverging trains.

FOR

Pleasant Travel

SEND YOUR LUGGAGE BY RAILWAY EXPRESS

- RAILWAY EXPRESS moves swiftly on America's finest trains...
- Receipt given shipper, and one taken from consignee, proving delivery...
- No extra charge for liberal valuation coverage, or for pick-up and delivery within regular vehicle limits in all cities and principal towns.

NATION-WIDE SERVICE

RAILWAY EXPRESS AGENCY

Connecting Bus Service

Portland — Umatilla — Spokane Pendleton — Umatilla — Spokane

Motor Bus Daily	Motor Bus Daily	Mis.	Table No. 83 (Pacific Time)		Motor Bus Daily	Motor Bus Daily
11.15	12.01	0	Lv Portland	Ore. Ar	9.00	10.30
5.17	5.05	183	Ar Umatilla	Ore. Lv	3.15	4.40
8.30	5.15	183	Lv Umatilla	Ore. Ar	5.05	4.20
9.35	6.15	220	Ar Pendleton	Ore. Lv	4.05	3.25
5.27	5.35	183	Lv Umatilla	Ore. Ar	3.00	4.30
10.15	10.25	375	Ar Spokane	Wash. Lv	10.15	12.01

Pendleton — Spokane

Motor Bus Daily	Motor Bus Daily	Motor Bus Daily	Motor Bus Daily	Mis.	Table No. 84 (Pacific Time)		Motor Bus Daily	Motor Bus Daily	Motor Bus Daily	Motor Bus Daily
8.30	2.10	5.00	0	Lv Pendleton	" Ar	2.10	11.45	9.00		
8.55	2.30	5.20	13	Lv Adams	" Lv	1.50	11.25	8.40		
9.04	2.40	5.30	18	" Athena	" "	1.40	11.15	8.30		
9.11	2.45	5.35	22	" Weston	" "	1.35	11.10	8.25		
9.29	3.05	5.55	37	" Milton	" "	1.15	10.50	8.05		
9.39	3.15	6.00	39	" Freewater	" "	1.05	10.40	7.55		
10.02	3.40	6.25	47	Ar Walla Walla	Wash. "	12.40	10.15	7.30		
10.31		6.55	57	Lv Dixie	" "	12.11		6.55		
11.29		7.45	92	Lv Dayton	" "	11.05		5.50		
12.03		8.15	101	Ar Dodge Jet.	" Lv	10.30		5.15		
↓	12.13	8.25	101	Lv Dodge Jet.	" Ar	10.20	5.05	↑		
↓	12.35	8.47	114	Lv Pomeroy	" Lv	9.59	4.44	↑		
↓	1.22	9.34	144	Lv Clarkston	Wash. "	9.10	3.55	↑		
↓	1.32	9.45	146	Ar Lewiston	Ida. Lv	9.05	3.50	↑		
12.13		8.25	110	Lv Dodge Jet.	Wash. Ar	10.20		5.05		
1.00		9.05	129	" Dusty	" Lv	9.40		4.25		
1.29		9.35	146	Ar Colfax	" Lv	9.10		3.55		
1.34		9.45	146	Lv Colfax	Wash. Ar	9.00		3.45		
2.21		10.30	174	Ar Rosalia	" Lv	8.15		3.00		
2.43		10.50	189	" Spangle	" "	7.55		2.40		
3.15		11.20	207	Ar Spokane	Wash. Lv	7.30		2.15		

Spokane—Grand Coulee Dam

Via Okanogan Valley Bus Lines

10.15	5.15	Lv Spokane	Ar	7.40	12.50
12.25	7.25	Ar Grand Coulee Dam	Lv	5.30	10.10

Fremont — Lincoln

○	○	▲	■	■	▲	○	○
7.45	7.30	6.30	10.30	Lv Fremont	" Neb. Ar	9.15	5.45
8.25	8.00	7.15	11.15	" Wahoo	" Lv	8.30	6.00
8.55	8.20	7.35	11.40	" Ceresco	" "	8.10	4.40
9.25	8.55	8.15	12.15	Ar Lincoln	" Lv	7.30	4.00

Columbus — Lincoln

■	■	■	■
9.20	7.15	Lv Columbus	" Neb. Ar
9.50	7.45	" Schuyler	" Lv
10.20	8.15	" David City	" "
11.05	9.00	" Seward	" "
11.50	9.45	Ar Lincoln	" Lv

Spokane — Moscow — Lewiston

Motor Bus Daily	Motor Bus Daily	Motor Bus Daily	Motor Bus Daily	Mis.	Table No. 85 (Pacific Time)		Motor Bus Daily	Motor Bus Daily	Motor Bus Daily	Motor Bus Daily
9.00	5.15	12.15	7.15	0	Lv Spokane	Wash. Ar	11.55	3.00	6.35	9.15
9.25	5.42	12.43	7.43	18	Lv Spangle	" Lv	11.27	2.33	6.05	8.48
9.35	5.52	12.54	7.54	26	" Plaza	" "	11.18	2.22	5.54	8.37
9.45	6.02	1.05	8.05	33	Ar Rosalia	" "	11.06	2.12	5.44	8.27
10.30		1.50		33	Lv Rosalia	" Ar		2.12		8.27
10.40		2.00		61	Lv Colfax	" Lv		1.25		7.40
11.10		2.35		61	Lv Colfax	" Ar		1.17		7.32
				78	Ar Pullman	" "		12.47		7.02
↓	6.02		8.05	33	Lv Rosalia	" Ar	11.06		5.44	
↓	6.21		8.25	45	" Oakesdale	" Lv	10.47		5.27	
↓	6.47		8.47	57	" Garfield	" Lv	10.25		5.05	
↓	7.03		9.04	66	" Palouse	" "	10.08		4.48	
↓	7.30		9.32	81	Ar Pullman	" Lv	9.40		4.20	
11.15	7.35	2.35	9.37	81	Lv Pullman	Wash. Ar		12.30	4.15	6.55
11.32	7.50	2.45	9.54	91	Ar Moscow	Ida. Lv		12.15	3.58	6.40
↓	7.30	2.35		81	Lv Pullman	Wash. Ar	9.37	12.47		7.02
↓	7.48	2.55		95	Ar Colton	" Lv	9.10	12.20		6.37
↓	7.53	3.00		98	" Uniontown	" "	9.05	12.05		6.33
↓	8.30	3.40	11.07	113	Ar Lewiston	Ida. Lv	8.30	11.40	2.45	6.00

The Dalles — Bend

Motor Bus Daily	Motor Bus Daily	Mis.	Table No. 86 (Pacific Time)		Motor Bus Daily	Motor Bus Daily
2.50	0	0	Lv The Dalles	(Bus Depot) Ore. Ar	4.00	11.40
6.15	11.10	69	" Maupin	" Lv	10.15	
	12.45	119	" Madras	" "	12.55	8.55
		124	" Metolius	" "		8.40
		128	" Culver	" "		8.33
6.45	1.17	143	" Terrebonne	" "	12.18	8.18
7.35	1.30	148	" Redmond	" "	12.10	8.10
8.00	1.55	165	Ar Bend	" Lv	11.45	7.45

Biggs — Shaniko

Motor Bus Daily	Mis.	Table No. 87 (Pacific Time)		Motor Bus Daily
2.50		Lv The Dalles	(Bus Depot) Ore. Ar	4.00
3.35	0	Lv Biggs Junction	" Ar	3.20
3.53	9	" Wasco	" "	3.02
4.05	27	" Moro	" "	2.50
4.20	38	" Grass Valley	" "	2.35
4.37	52	" Kent	" "	2.20
5.00	69	Ar Shaniko	" Lv	2.00

Grand Island — Hastings

Via Yellow Diamond Lines

9.30	6.40	4.40	1.00	8.00	Lv Grand Island	Ar	7.50	11.55	3.55	6.20	8.25
9.45	7.00	5.00	1.20	8.25	" Doniphan	Lv	7.30	11.25	3.25	5.55	7.55
10.05	7.10	5.10	1.30	8.35	" Hanson Corner	"	7.15	11.15	3.15	5.45	7.40
10.20	7.25	5.30	1.45	8.50	Ar Hastings	Lv	7.00	11.00	3.00	5.30	7.30

Las Vegas — Tonopah

Via Las Vegas-Tonopah-Reno Stage Line

10.00	8.00	Lv Las Vegas	Nev. Ar	9.00	7.00
2.35	12.30	Ar Tonopah	Nev. Lv	4.40	2.25

Footnotes for Page 42

(*) Via Capitol Stages. (*) Via Interstate Transit Lines. (○) Via Elkhorn Valley Stages.
(●) Via Pacific Trailways (Mt. Hood Stages). (M. T.) Mountain Time. (P. T.) Pacific Time.

■ Motor Bus operating over public highway. See General Information, page 2, for optional rail-motor bus ticketing arrangement.

UNION PACIFIC TRAINS USE THESE STATIONS

Boise, Idaho: Union Pacific Station.
Butte, Montana: Union Station, 820 East Front Street.
Cheyenne, Wyoming: Union Pacific Station, 15th Street at Capitol Avenue.
Chicago, Illinois: C. & N. W. Terminal, Canal and Madison Streets.
Denver, Colorado: Union Station, Foot of Seventeenth Street.
Kansas City, Mo: Union Station, Main Street and Union Station Plaza.
Los Angeles, Calif: Los Angeles Union Passenger Terminal, Alameda and Aliso Streets.

Oakland, Calif: Southern Pacific 16th Street Station, Foot of 16th Street.
Oakland Pier, Calif: Southern Pacific Terminal.
Ogden, Utah: Union Station, 25th and Wall Streets.
Olympia, Wash: Union Pacific Station, Corner 4th Avenue and Adams Street.
Omaha, Nebraska: Union Station, 10th and Marcy Streets.
Pendleton, Oregon: Union Pacific Station, Corner Main and Frazer Sts.
Pocatello, Idaho: Union Pacific Station, Foot of West Bonneville Street.

Portland, Oregon: Union Station, Sixth and Johnson Streets.
Riverside, Calif: Union Pacific Station, 7th and Vine Streets.
San Bernardino, Calif: Union Station, West Third Street.
San Francisco, Calif: Ferry Depot, Foot of Market Street.
Salina, Kansas: Union Station, 400 North 13th Street.
Salt Lake City, Utah: Union Pacific Station, South Temple and Third West Streets.

Seattle, Wash: Union Station, 4th Avenue, South, and Jackson Street.
Spokane, Wash: Union Station, Corner Trent Avenue between Stevens and Washington Streets.
St. Louis, Mo: Union Station, 18th and Market Streets.
Tacoma, Wash: Union Station, 1713 Pacific Avenue.
Topeka, Kansas: Union Pacific Station, Railroad and North Jackson Streets.
Yakima, Wash: Union Pacific Station, West Yakima and South Second Ave.

Connections at Denver

19	17	1	D & R G W			2	18	20	27-7	101-10	141-14	21-1	C & S - A T & S F			2-22	13-130	16-28-1-102	8-28
7.30	8.40	8.50	Lv	Denver	Ar	3.30	7.00	7.20	7.10	2.10	11.40	12.01	Lv	Denver	Ar	7.00	10.40	1.00	8.25
Via Moffat Tunnel Route	Via Moffat Tunnel Route	10.45	Ar	Colorado Springs	"	1.32	Via Moffat Tunnel Route	Via Moffat Tunnel Route	9.10	3.55	1.25	1.40	Ar	Colorado Springs	Lv	5.15	9.00	11.00	6.30
		12.10	Ar	Pueblo	"	12.25			10.05	4.50	2.15	2.28	Ar	Pueblo	Lv	4.15	7.55	9.55	5.20
		1.18	Ar	Canon City	"	10.58				8.50			Ar	Oklahoma City	Lv				8.20
		3.15	Ar	Salida	"	9.00				5.55	12.55		Ar	Ft. Worth	Lv	2.00		2.00	10.35
		5.45	Ar	Leadville	"	6.45			7.10	2.05		7.15	Ar	Dallas	Lv	1.00		12.45	9.15
		8.27	Ar	Glenwood Sprgs.	"	4.10	1.35	11.35											
		10.50	Ar	Grand Junction	"	2.00	11.53	8.20											
		2.43	Ar	Mack	"														
		3.11	Ar	Thompson	Utah	10.39													
		4.37	Ar	Green River	"	10.06													
		4.37	Ar	Price	"	8.54													
		7.15	Ar	Colton	"														
		8.15	Ar	Provo	"	6.27	6.32												
		9.50	Ar	Salt Lake City	"	5.30	5.40												
		9.50	Ar	Ogden	Lv	3.50													

Connections at Spokane and Butte

The Milwaukee Road					Great Northern				
16	18		17	15	236-4		3-235		
10.15	8.00	Lv	Spokane	Ar	12.25	Lv	Butte	Mont.	Ar
5.49	4.01	Ar	Missoula	Lv	3.10	"	Helena	"	Lv
8.35	7.10	Ar	Butte	Lv	6.50	"	Great Falls	"	"
					7.58	"	Fort Benton	"	"
					10.40	"	Havre	"	"
					6.25	"	Williston	N. D.	"
					9.00	Ar	Minot	"	Lv

Connections at Los Angeles

78	76	74	72	70	A. T. & S. F.			71	73	75	77	79
7.30	3.30	11.30	8.00	11.45	Lv	Los Angeles	Cal.	Ar	10.30	2.30	4.30	6.00
				12.23	Ar	Fullerton	"	Lv			3.40	
				12.45	"	Anaheim	"	"			3.28	
				1.00	"	Orange	"	"			3.19	
8.12	4.12	12.15	8.45	1.20	"	Santa Ana	"	9.32	1.32	3.10	5.03	9.05
9.10	5.08	1.10	9.40	2.59	"	Oceanside	"	8.35	12.40	1.37	4.08	8.10
9.27	5.25	1.27	9.57	3.41	"	Del Mar	"	8.15	12.17	12.55	3.46	7.47
10.15	6.15	2.15	10.45	5.00	Ar	San Diego	"	Lv	7.45	11.45	12.15	3.15

Connections at Portland

See Page 23 for service north and south of Portland.

S. P. & S.		
21		22
8.10	Lv	Portland
11.55	Lv	Astoria
12.45	Ar	Seaside

Connections at Seattle

356	360	362	Great Northern			355	357	361	
* 7.45	* 1.30	* 6.00	Lv	Seattle (P.T.)	Wash.	Ar	* 12.05	* 4.25	* 10.10
8.40	2.25	6.55	"	Everett	"	"	11.02	3.30	9.16
10.12	3.47	8.30	"	Bellingham	"	"	9.30	1.50	7.40
11.18	5.03	9.36	"	New Westminster	B.C.	Lv	8.27	12.47	6.35
* 11.40	* 6.25	* 9.56	Ar	Vancouver (P.T.)	"	Lv	* 8.10	* 12.30	* 6.15

Connections at Salt Lake City

17	1	Western Pacific		2	18
10.40	@ 8.30	Lv	Salt Lake City (M. T.)	Ar	@ 7.45
12.55	3.25	Ar	Sacramento (P. T.)	Lv	11.27
1.52	4.32	"	Stockton	"	10.23
4.50	@ 7.35	Ar	San Francisco (P. T.)	Lv	@ 7.30

Do You Know About Our Prepaid Ticket Order Plan?


- We have a plan whereby you may purchase, at your railroad station, an order for railroad service, to be used by a member of your family, or any other person you may designate, at some distant station.
- This service offers a particularly safe and convenient way of providing tickets and other railroad service to students returning home at holiday and vacation time.
- These prepaid orders may include railroad tickets, sleeping and parlor car tickets, and cash for meals and other incidentals. Your railroad agent will handle them for you — by telegraph if necessary — and they will be delivered without service charge to any person you may specify, in the United States or Canada.

UNION PACIFIC RAILROAD


Footnotes for Pages 43 and 44

- All trains daily except when otherwise indicated.
- Mondays, Wednesdays and Fridays only.
- Tuesdays, Thursdays, and Saturdays only.
- f Stops on signal.
- * Daily
- † Daily except Sunday.
- ‡ Sunday only.
- Bus Connection.
- R Conditional stop; consult agent.
- C. & N. W. R. R. to and from Rochester.
- Connecting service between Rio Grande Trailways.
- Arrives and departs from C. St. P. M. & O. Webster St. Station, Omaha.
- Operates Tri-weekly, leaving Terminals Sun-Wed-Fri, arriving Terminals Mon-Thurs-Sat.
- Time from 12.01 midnight to 12.00 noon shown in light face type.
- Effective Jan. 15, 1952, passenger service will be discontinued.
- Time from 12.01 noon to 12.00 midnight shown in heavy face type.


Some of the SLEEPING CAR ACCOMMODATIONS OFFERED ON UNION PACIFIC TRAINS




Drawing Room—Day Use




Drawing Room—Night Use




Roomette—Day Use



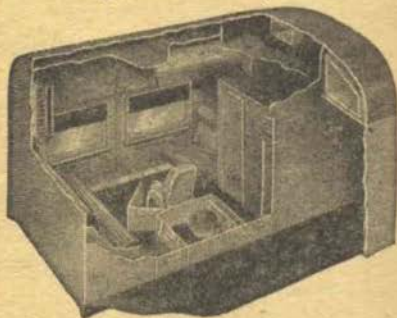
Compartment—Day Use



Compartment—Night Use




Roomette—Night Use




*Connecting Double Bedrooms
Day Use*


Type D



*Connecting Double Bedrooms
Night Use*




Section—Night Use



*Connecting Double Bedrooms
Day Use*

Type A



*Connecting Double Bedrooms
Night Use*



Section—Day Use

ROUND TRIP RAIL FARES — SIX MONTHS LIMIT

(Transportation Tax not included.)

These fares are compiled from current Tariffs as of Dec. 2, 1951 for information only. Not to be used for selling purposes. Subject to change without notice.

FROM	TO		Los Angeles, San Diego, Calif.		San Francisco, Calif.		Portland, Ore.; Tacoma, Seattle, Wash.		Spokane, Walla Walla, Wn.; Lewiston, Ida.		Salt Lake City, Utah		Cedar City, Utah		West Yellowstone Mont.; Victor, Ida.		Sun Valley, Ida. Ketchum, Ida.		Denver, Colo.	
	CLASS	FARE	FIRST	COACH	FIRST	COACH	FIRST	COACH	FIRST	COACH	FIRST	COACH	FIRST	COACH	FIRST	COACH	FIRST	COACH	FIRST	COACH
Aberdeen, S. D.			114.25	84.10	114.25	84.10	* 93.46	* 68.13	* 81.75	* 61.60	81.85	63.15	93.95	72.50	77.80	60.05	88.80	66.35	51.70	39.95
Akron, Ohio			157.60	112.45	157.60	112.45	146.16	104.30	128.20	95.70	118.25	89.50					128.20	95.70	91.55	68.90
Albany, N. Y.			196.75	137.40	196.75	137.40	185.30	129.25	167.35	120.65	157.40	114.45					167.35	120.65	130.70	93.85
Ann Arbor, Mich.			148.80	106.80	148.80	106.80	137.35	98.65	119.40	90.05	109.45	83.85					119.40	90.05	82.75	63.25
Atlanta, Ga. (via Chicago)			143.90	108.75	151.10	108.85	149.45	108.15	137.30	99.45	119.60	91.70					136.40	99.45	90.35	69.20
Atlanta, Ga. (via St. Louis)			143.30	108.75	151.10	108.85	149.45	108.15	137.30	99.45	119.60	91.70					136.40	99.45	90.35	69.20
Baltimore, Md.			183.05	134.20	190.85	134.20	180.55	128.05	162.20	117.45	152.65	111.25					162.60	117.45	125.95	90.65
Birmingham, N. Y.			189.05	132.20	189.05	132.20	177.60	124.05	159.65	115.45	149.70	109.25					159.65	115.45	123.00	88.65
Birmingham, Ala. (via Chicago)			139.55	100.55	139.55	100.55	137.90	99.90	125.75	91.20	108.05	83.45					124.85	91.20	79.85	61.70
Birmingham, Ala. (via St. Louis)			131.75	100.50	139.55	100.55	137.90	99.90	125.75	91.20	108.05	83.45					124.85	91.20	79.85	61.70
Boston, Mass.			214.91	151.08	214.91	151.08	203.46	142.93	185.51	134.33	175.56	128.13					185.51	134.33	148.86	107.53
Buffalo, N. Y. (via Standard)			171.50	120.45	171.50	120.45	160.05	112.30	142.10	103.70	132.15	97.50					142.10	103.70	105.45	76.90
Buffalo, N. Y. (via Differential)			168.65	117.90	168.65	117.90	157.20	109.75	139.25	101.15	129.30	94.95					139.25	101.15	102.60	74.35
Canton, Ohio			158.85	113.10	158.85	113.10	147.40	104.95	129.45	96.35	119.50	90.15					129.45	96.35	92.80	69.55
Cedar Rapids, Ia.			117.90	85.95	117.90	85.95	105.35	76.55	93.10	67.95	73.85	57.00	88.60	68.40	72.45	55.95	88.15	67.95	47.20	36.45
Charleston, W. Va.			158.16	117.01	162.26	117.01	151.71	109.26	139.46	100.66	124.46	94.66					138.76	100.66	99.45	70.00
Charlotte, N. C. (via Chicago)			161.35	121.60	169.15	121.70	165.65	118.60	153.50	109.90	137.65	103.80					153.50	109.90	104.25	78.65
Charlotte, N. C. (via St. Louis)			161.35	121.60	169.15	121.70	165.65	118.60	153.50	109.90	137.65	103.80					153.50	109.90	104.25	78.65
Chattanooga, Tenn. (via Chicago)			143.90	104.95	146.60	104.95	142.85	102.35	130.70	93.85	115.10	87.55					130.40	93.65	83.50	63.85
Chattanooga, Tenn. (via St. Louis)			138.80	104.95	146.60	104.95	142.85	102.35	130.70	93.85	115.10	87.55					130.40	93.65	83.50	63.85
Chicago, Ill.			126.45	90.15	126.45	90.15	115.00	82.00	97.05	73.40	87.10	67.20	99.15	76.50	83.00	64.05	97.05	73.40	63.40	46.60
Cincinnati, Ohio			143.90	106.40	148.00	106.40	137.45	98.65	123.35	89.95	110.20	84.05					123.35	89.95	83.60	63.10
Cleveland, Ohio (via Standard)			156.60	111.85	156.60	111.85	145.15	103.70	127.20	95.10	117.25	88.90					127.20	95.10	90.55	68.30
Cleveland, Ohio (via Differential)			154.65	110.00	154.65	110.00	143.20	101.85	125.25	93.25	115.30	87.05					125.25	93.25	88.60	66.45
Clinton, Ia.			122.70	89.25	122.70	89.25	109.70	79.70	94.75	71.00	78.60	60.70	92.75	71.55	76.60	59.10	92.85	71.00	51.90	40.10
Columbus, Ohio			154.12	110.40	154.40	110.40	142.95	102.25	125.00	93.85	115.05	87.45					125.00	93.85	88.30	66.85
Columbia, S. C. (via Chicago)			157.30	120.55	167.65	120.60	166.80	119.60	154.90	110.90	137.30	104.35					154.10	110.90	105.50	79.55
Columbia, S. C. (via St. Louis)			157.30	120.55	167.65	120.60	166.80	119.60	154.90	110.90	137.30	104.35					154.10	110.90	105.50	79.55
Dallas, Texas (via Kansas City)			110.25	79.35	110.25	79.35	* 114.80	* 81.85	108.65	81.00	76.15	58.75	92.25	71.15	93.20	72.05	94.30	72.80	48.60	37.55
Dallas, Texas (via Denver)			89.75	68.75	106.05	75.60	* 114.80	* 81.85	108.65	81.00	76.15	58.75	91.25	70.25	93.20	72.05	94.30	72.80		
Davenport, Ia.			120.20	87.75	120.20	87.75	109.70	79.70	96.50	71.00	77.00	59.40	93.00	71.75	76.85	59.30	91.25	70.50	50.30	38.85
Dayton, Ohio			147.66	107.85	150.35	107.85	138.90	99.70	120.95	91.10	111.00	84.90					120.95	91.10	84.30	63.75
Decatur, Ill. (via Chicago)			126.45	90.15	126.45	90.15	115.00	82.00	97.05	73.40	87.10	67.20	103.40	79.80	87.25	67.35	97.05	73.40	70.30	54.25
Decatur, Ill. (via St. Louis)			126.45	90.15	126.45	90.15	115.00	82.00	97.05	73.40	87.10	67.20	99.15	76.50	85.80	66.25	97.05	73.40	60.25	46.80
Denver, Colo.			80.65	60.60	80.65	60.60	* 77.20	* 55.15	* 71.60	51.15	34.45	26.55	50.50	39.00	47.70	36.45	48.80	37.70		
Des Moines, Ia.			111.65	81.60	111.65	81.60	102.30	73.90	90.15	65.30	66.80	51.55	82.95	63.95	69.35	53.60	81.05	62.60	40.10	30.95
Detroit, Mich.			151.90	108.80	151.90	108.80	140.45	100.65	122.50	92.05	112.55	85.85					122.50	92.05	85.85	65.25
Duluth, Minn.			123.40	90.15	123.40	90.15	* 103.65	* 75.10	* 94.35	69.05	87.35	67.45	102.75	79.30	* 74.05	* 57.18	98.20	72.80	60.50	46.75
Erie, Pa.			164.50	116.40	164.50	116.40	153.05	108.25	135.10	99.65	125.15	93.45					135.10	99.65	98.45	72.85
Evansville, Ind. (via Chicago)			131.75	94.40	131.75	94.40	121.20	86.65	108.95	77.95	95.00	74.15	109.00	83.65	95.90	74.30	108.95	77.95	66.30	50.90
Evansville, Ind. (via St. Louis)			131.75	94.40	131.75	94.40	121.20	86.65	108.95	77.95	92.00	71.20	109.00	83.65	95.90	74.30	106.30	77.95	63.30	49.05
Flint, Mich.			149.35	107.35	149.35	107.35	137.90	99.20	119.95	90.60	110.10	84.40					119.95	90.60	83.30	63.80
Fort Wayne, Ind.			139.81	100.27	139.81	100.27	129.36	92.12	110.41	83.52	100.46	77.32					110.41	83.52	73.75	56.72
Grand Rapids, Mich.			143.13	102.61	143.13	102.61	131.68	94.46	113.73	85.86	103.78	79.66					113.73	85.86	77.08	59.06
Greensboro, N. C.			166.35	125.00	174.05	125.00	168.90	120.15	156.75	111.45	141.15	105.55					156.45	111.45	107.20	80.75
Harrisburg, Pa.			183.05	131.20	187.65	131.20	176.20	123.05	158.25	114.45	148.30	108.25					158.25	114.45	121.60	87.65
Hartford, Conn.			206.07	144.34	206.07	144.34	194.62	136.19	176.67	127.69	166.72	121.39					176.67	127.69	140.02	100.79
Houston, Texas (via Kansas City)			110.25	79.35	110.25	79.35	120.30	85.75	120.30	85.75	88.50	68.30	104.60	80.70	105.55	81.55	106.65	82.35	60.95	47.10
Houston, Texas (via Denver)			100.20	74.10	106.05	75.60	120.30	85.75	120.30	85.75	88.50	68.30	101.70	75.60	105.55	81.55	106.65	82.35		
Indianapolis, Ind.			142.00	102.40	142.00	102.40	131.45	94.46	113.73	85.86	103.78	79.66					113.73	85.86	75.50	57.90
Jackson, Miss. (via Chicago)			130.35	94.25	130.35	94.25	132.75	94.65	124.05	89.30	117.60	89.30					124.05	89.30	90.90	70.25
Jackson, Miss. (via St. Louis)			119.65	89.35	124.75	89.35	132.75	94.65	124.05	89.30	100.05	77.65					118.20	89.30	72.50	56.40
Jacksonville, Fla.			157.20	118.70	165.00	118.75	168.40	121.65	156.25	112.95	138.30	105.20					155.10	112.95	107.10	81.30
Kansas City, Mo.			103.35	75.65	103.35	75.65	96.45	68.80	84.20	60.15	67.25	51.95	83.40	64.35	71.20	54.95	81.50	60.15	36.90	28.50
Knoxville, Tenn. (via Chicago)			143.9																	

FROM	TO 127		Los Angeles, San Diego, Calif.		San Francisco, Calif.		Portland, Ore.; Tacoma, Seattle, Wash.		Spokane, Walla Walla, Wn.; Lewiston, Ida.		Salt Lake City, Utah		Cedar City, Utah		West Yellowstone Mont.; Victor, Ida.		Sun Valley, Ida. Ketchum, Ida.		Denver, Colo.	
	CLASS	FARE	FIRST	COACH	FIRST	COACH	FIRST	COACH	FIRST	COACH	FIRST	COACH	FIRST	COACH	FIRST	COACH	FIRST	COACH	FIRST	COACH
Marshalltown, Iowa			113.85	83.35	113.85	83.35	102.30	73.90	90.15	65.30	70.00	54.00	85.50	66.05	69.35	53.60	84.25	65.00	43.30	33.40
Memphis, Tenn. (via Chicago)			130.35	94.25	130.35	94.25	123.90	88.40	111.70	79.70	105.25	79.70	121.40	91.40	99.45	76.80	111.70	79.70	78.55	60.65
Memphis, Tenn. (via St. Louis)			119.65	89.35	124.75	89.35	123.90	88.40	111.70	79.70	93.25	71.95	109.35	84.40	99.45	76.80	110.05	79.70	65.05	50.20
Miami, Fla.			179.95	135.10	187.95	135.15	191.90	138.10	179.70	129.40	161.25	121.65					178.05		128.60	96.70
Milwaukee, Wisc.			126.45	90.15	126.45	90.15	115.00	82.00	97.05	73.40	90.35	69.75	99.15	76.50	83.00	64.05	97.05	73.40	61.50	47.50
Minneapolis, Minn.			123.40	90.15	123.40	90.15	99.38	71.35	90.15	65.30	78.60	60.70	94.00	72.55	68.56	52.90	89.45	65.30	51.90	40.05
Montgomery, Ala. (via Chicago)			139.55	100.65	139.55	100.65	143.50	103.50	131.30	94.80	112.85	87.05					129.65	94.80	84.65	65.30
Montgomery, Ala. (via St. Louis)			131.75	100.50	139.55	100.55	143.50	103.50	131.30	94.80	112.85	87.05					129.65	94.80	84.65	65.30
Montreal, Quebec			190.75	142.50	190.75	142.50	171.50	127.65	161.35	124.90	152.15	120.30					161.35	124.90	125.33	96.80
Nashville, Tenn. (via Chicago)			139.55	100.55	139.55	100.55	132.70	95.30	119.65	86.60	105.45	80.70					119.65	86.60	73.80	56.95
Nashville, Tenn. (via St. Louis)			131.75	100.50	139.55	100.55	132.70	95.30	119.65	86.60	105.45	80.70					119.65	86.60	73.80	56.95
New Haven, Conn.			206.07	144.34	206.07	144.34	194.62	136.19	176.67	127.59	166.72	121.39					176.67	127.59	140.02	100.79
New Orleans, La. (via Chicago)			130.35	94.25	130.35	94.25	139.65	99.50	127.45	90.90	124.55	90.90	129.60	95.00	118.95	90.15	127.45	90.90	97.25	75.70
New Orleans, La. (via St. Louis)			120.10	89.35	124.75	89.35	139.65	99.50	127.45	90.90	105.35	80.05	115.80	86.30	118.95	90.15	123.50	90.90	77.80	60.55
New York, N. Y. (via Standard)			199.73	142.40	204.15	142.40	192.70	134.25	174.75	125.65	164.80	119.45					174.75	125.65	138.10	98.85
New York, N. Y. (via Differential)			194.98	138.15	200.35	139.00	188.90	130.85	170.95	122.25	161.00	116.05					170.95	122.25	134.30	95.45
Newark, N. J.			198.93	141.80	203.40	141.80	191.95	133.65	174.00	125.05	164.05	118.85					174.00	125.05	137.35	98.25
Norfolk, Va.			184.15	137.75	191.85	137.75	186.70	130.95	169.75	122.35	158.95	116.15					169.75	122.35	130.40	93.70
Oklahoma City, Okla. (via Kan. City)			110.25	79.35	110.25	79.35	107.85	77.90	95.60	69.30	76.15	58.75	82.20	71.20	82.25	63.50	94.30	69.30	47.30	36.55
Oklahoma City, Okla. (via Denver)			94.15	70.05	103.35	75.15	107.85	77.90	95.60	69.30	69.90	53.95	85.95	66.35	81.90	63.25	88.05	68.00		
Omaha, Nebr.			103.35	75.65	103.35	75.65	96.45	68.80	84.20	60.15	60.20	46.45	76.35	58.85	62.30	48.10	72.35	55.85	31.35	24.20
Oshkosh, Wisc. (via Chicago)			126.45	90.15	126.45	90.15	115.00	82.00	97.05	73.40	93.85	72.45	99.95	77.10	83.80	64.65	97.05	73.40	65.00	50.20
Peoria, Ill.			123.90	89.20	123.90	89.20	113.70	81.15	97.05	72.40	80.90	62.45	97.05	74.80	82.30	63.50	95.20	72.40	54.20	41.85
Philadelphia, Pa.			191.63	137.25	196.45	137.25	185.00	129.10	167.05	120.50	157.10	114.30					167.05	120.50	130.40	93.70
Pittsburgh, Pa.			166.95	117.85	166.95	117.85	155.50	109.50	137.55	100.90	127.60	94.70					137.55	100.90	100.90	74.10
Portland, Me.			225.13	158.28	225.13	158.68	213.68	150.53	195.73	141.93	185.78	135.73					195.73	141.93	159.08	114.37
Richmond, Va.			179.45	134.60	187.15	134.20	181.95	128.50	169.20	119.80	154.20	113.90					169.20	119.80	119.05	88.45
Rochester, Minn.			120.50	86.90	120.50	86.90	102.30	73.90	90.15	65.30	75.65	58.40	91.80	70.95	75.65	58.50	89.45	65.30	48.95	37.80
Rochester, N. Y.			177.20	124.30	177.20	124.30	165.75	116.15	147.80	107.55	137.85	101.35					147.80	107.55	111.15	80.75
Rockford, Ill. (via Omaha)			126.45	90.15	126.45	90.15	112.05	81.55	94.85	72.80	85.00	65.60	95.70	73.85	79.55	61.40	94.85	72.80	56.15	43.35
Rockford, Ill. (via Chicago)			126.45	90.15	126.45	90.15	115.00	82.00	97.05	73.40	90.15	65.30	99.15	76.50	83.00	64.05	97.05	73.40	60.40	46.65
Rutland, Vt.			205.10	143.77	205.10	143.77	193.65	135.62	175.70	127.02	165.75	120.82					175.70	127.02	139.05	99.63
St. Joseph, Mo. (Director via Omaha)			103.35	75.65	103.35	75.65	96.45	68.80	84.20	60.15	64.25	49.60	80.40	62.00	68.20	52.65	78.55	60.15	35.80	27.65
St. Joseph, Mo. (via Kansas City)			103.35	75.65	103.35	75.65	96.45	68.80	84.20	60.15	67.25	51.95	83.40	64.35	71.20	54.95	81.50	60.15	36.90	28.50
St. Louis, Mo.			119.65	85.55	119.65	85.55	109.10	77.80	96.85	69.10	81.85	63.20	98.00	75.60	85.80	66.25	96.10	69.10	53.15	41.05
St. Paul, Minn.			123.40	90.15	123.40	90.15	99.38	71.35	90.15	65.30	78.60	60.70	94.00	72.55	68.88	53.15	89.45	65.30	51.75	40.00
Saginaw, Mich.			151.23	108.69	151.23	108.69	139.78	100.54	121.83	91.94	111.88	85.74					121.83	91.94	85.18	65.14
San Antonio, Texas (via Kan. City)			110.25	79.35	110.25	79.35	120.30	85.75	120.30	85.75	90.50	69.85	106.60	80.85	107.55	83.15	108.65	83.90	62.95	48.65
San Antonio, Texas (via Denver)			87.90	68.75	106.05	75.60	120.30	85.75	120.30	85.75	87.90	68.75	89.40	70.25	107.55	83.15	108.65	83.90		
Savannah, Ga. (via Chicago)			157.20	118.70	163.05	117.30	167.00	120.25	154.80	111.55	136.35	103.80					153.15	111.55	106.00	80.55
Savannah, Ga. (via St. Louis)			155.25	117.25	163.05	117.30	167.00	120.25	154.80	111.55	136.35	103.80					153.15	111.55	106.00	80.55
Scranton, Pa.			191.63	135.65	194.15	135.65	182.70	127.50	164.75	118.90	154.80	112.70					164.75	118.90	128.10	92.10
Sioux City, Iowa			109.05	80.05	109.05	80.05	96.45	68.80	84.20	60.15	66.35	51.25	78.45	60.55	62.30	48.10	78.50	60.15	36.20	27.95
Sioux Falls, S. D.			114.25	84.10	114.25	84.10	96.45	68.80	84.20	60.15	69.40	53.60	83.65	64.60	67.50	52.15	83.65	60.15	41.40	32.00
South Bend, Ind.			134.23	96.07	134.23	96.07	122.78	87.92	104.83	79.32	94.88	73.12					104.83	79.32	68.18	52.52
Springfield, Ill. (via Chicago)			126.45	90.15	126.45	90.15	115.00	82.00	97.05	73.40	95.10	72.65	103.40	79.80	87.25	67.35	97.05	73.40	68.40	52.70
Springfield, Ill. (via St. Louis)			125.90	90.15	125.90	90.15	113.45	81.15	97.05	72.40	85.35	66.15	99.15	76.50	85.80	66.25	97.05	72.40	56.65	44.00
Springfield, Mass.			206.07	144.34	206.07	144.34	194.62	136.19	176.67	127.59	166.72	121.39					176.67	127.59	140.02	100.79
Springfield, Mo. (via Kansas City)			105.65	79.35	110.25	79.35	107.95	77.80	95.75	69.10	79.00	61.00	95.10	73.40	82.65	63.85	93.25	69.10	48.25	37.25
Springfield, Mo. (via Denver)			105.65	79.35	110.25	79.35	107.95	77.80	95.75	69.10	76.45	59.00	92.60	71.40	82.65	63.85	93.25	69.10		
Syracuse, N. Y.			184.20	128.90	184.20	128.90	172.75	120.75	154.80	111.55	144.85	105.95					154.80	111.55	118.15	85.35
Tampa, Fla.			165.05	124.30	172.85	124.35	176.80	127.30	164.60	118.60	146.15	110.85					162.95	118.60	114.95	88.90
Toledo, Ohio			147.63	105.95	147.63	105.95	136.18	97.80	118.23	89.20	108.28	83.00					118.23	89.20	81.58	62.40
Toronto, Ont.			166.80	121.60	166.80	121.60	147.45	106.60	137.40	104.85	128.20	99.40					137.40	104.85	101.38	75.90

PULLMAN SLEEPING CAR RATES

(Transportation Tax not included)

These fares compiled from current Tariffs as of Sept. 21, 1951 for information only. Not to be used for selling purposes. Subject to change without notice.

See Page 49 for Rates for Upper Berths, Drawing Rooms, Compartments, Bedrooms, Roomettes, etc. Based on Applicable Lower Berth.

Chicago	St. Paul Minneapolis	Co. Bluffs Omaha	St. Louis	Kansas City	Denver	BETWEEN		Salt Lake City	Butte	Portland	Seattle Tacoma	Los Angeles	San Francisco
Double Lower Standard Berth	Double Lower Standard Berth	Double Lower Standard Berth	Double Lower Standard Berth	Double Lower Standard Berth	Double Lower Standard Berth	AND		Double Lower Standard Berth	Double Lower Standard Berth	Double Lower Standard Berth	Double Lower Standard Berth	Double Lower Standard Berth	Double Lower Standard Berth
\$17.55 9.95 14.80 17.85 10.65	*\$17.85 12.25 *15.60 17.25 9.95	\$13.80 13.80 11.55 14.10 6.55	\$17.55 11.55 14.50 17.55 10.65	\$14.50 13.80 12.25 15.05 8.30	\$10.65 19.00 10.25 10.25								
10.65 D14.50 5.50 16.60	4.70 9.95 D*15.60 5.80 16.05	5.80 6.55 D11.55 4.05 12.80	4.05 9.95 D14.50 4.05 16.60	5.50 6.55 D12.25 13.50	10.65 8.30 6.55 9.60								
18.45 18.45 21.00 17.55 4.70	18.10 *19.45 21.00 17.25	15.40 15.40 18.10 14.10 4.05	18.45 *20.10 20.15 17.55 6.80	16.35 16.05 18.10 14.80 5.80	11.95 13.80 15.40 10.25 9.95								
8.90 14.50 5.80 18.10 8.30	12.25 14.50 4.05 *19.45 11.55	12.80 11.55 18.10 15.40 12.25	10.65 14.50 4.70 17.55 9.95	12.80 12.25 4.05 16.05 12.25	18.10 7.60 6.55 12.25 17.55								
14.50 21.00 19.30 21.00 14.50	*15.60 *22.15 19.00 21.00 14.50	11.55 18.10 16.05 18.10 11.55	14.50 20.15 19.30 20.15 14.50	12.25 18.10 17.25 14.50 12.25	8.00 14.80 12.80 14.50 7.60								
21.00 21.00 16.05	21.00 *22.15 16.05	18.10 18.10 12.25	20.15 20.15 16.05	18.10 18.10 12.80	15.40 14.80 8.90 6.55								
18.10	*19.45	15.40	17.55	16.05	13.80								
4.05 4.70 16.60 21.00 14.50	5.80 4.05 16.05 *22.15 *15.60	4.70 4.05 12.80 18.10 11.55	5.80 16.60 20.15 14.50	4.05 5.80 13.50 18.10 12.25	9.95 9.95 9.60 14.80 9.95								
18.10 8.30 D14.50	*19.45 11.55 D*15.60	15.40 12.25 D11.55	17.55 8.90 D14.50	16.05 11.55 D12.25	13.25 16.60 D 9.95								

Lower Standard Berth Rate Between Las Vegas, Nevada and Cedar City, Utah, \$4.05

- (A) Via Salt Lake City and Pocatello. * Made combination of fares.
 (B) From Tacoma, lower standard berth, \$8.65.
 (C) Via Southern Pacific Company and Portland. From Tacoma lower standard berth, \$9.60.
 (D) Also applies via Ogden. Where through car is operated via Salt Lake City charge for side trip Ogden to Salt Lake City and return with privilege of occupying car at Salt Lake City during one-half day's stop-over is \$2.00. When change of cars is necessary and passengers transfer at Salt Lake City instead of Ogden there is no charge for the side trip.
 (E) Via Southern Pacific Company and Portland. From Tacoma, lower standard berth, \$12.80.
 (F) Via Southern Pacific Company and Portland. From Tacoma, lower standard berth, \$8.90.
 (G) Via Los Angeles. (H) Via Southern Pacific Company and Portland.
 (K) From Tacoma, lower standard berth, \$10.95
 (L) Via Southern Pacific Company.
 (M) From Tacoma, lower standard berth, \$8.90.
 (N) From Tacoma, lower standard berth, \$4.70.
 (P) Via Direct Lines. (Q) From Tacoma, lower standard berth \$7.60.
 (R) From Tacoma, lower standard berth \$9.95.

* Berth rates to and from Cheyenne, Denver and west apply via Omaha or via Kansas City.

☉ Rates effective and service available only during Park Summer Season.

Bedroom Rates: Bedrooms are available on most Union Pacific trains, including the Streamliner trains. See equipment pages 8 to 23 inclusive. Double bedrooms have upper and lower berths. Duplex-Single Bedrooms have only one berth. (See table on opposite page). When occupied by one person, only one rail ticket required.

Exclusive Space Occupancy by One Person: One and one-fourth railroad tickets must be purchased for exclusive use of drawing-room; one and one-tenth tickets for compartment. If Streamliner "City of Los Angeles" or "City of San Francisco" is used, one and one-tenth first class special service charge tickets are required for exclusive occupancy of a compartment, and one and one-fourth first class special service charge tickets for exclusive occupancy of a drawing-room. These tickets are in addition to the regular rail and Pullman tickets. Exception: Only one rail ticket is required for use of a compartment between Chicago, Ill., and Butte, Mont., or Pendleton, Ore., and points north and west thereof (also West Yellowstone, Mont., and Victor, Idaho).

Double Lower Standard Berth Rate to Los Angeles and Las Vegas from points shown, quoted via Pocatello, Idaho and Salt Lake City, Utah.

BETWEEN	
Ayer, Wash. and Los Angeles	\$15.70
Cheney, Wash. and Los Angeles	15.70
La Grande, Ore. and Los Angeles	14.50
Marengo, Wash. and Los Angeles	15.70
Hinkle, Ore. and Los Angeles	15.40
Wallula, Wash. and Los Angeles	15.70

BETWEEN	
Ayer, Wash. and Las Vegas, Nev.	13.25
La Grande, Ore. and Las Vegas, Nev.	11.25
Pendleton, Ore. and Las Vegas, Nev.	11.95
Shoshone, Ida. and Las Vegas, Nev.	8.30
Spokane, Wash. and Las Vegas, Nev.	14.10
Hinkle, Ore. and Las Vegas, Nev.	12.25
Wallula, Wash. and Las Vegas, Nev.	12.60

Table of Rates for Various Accommodations in Standard Pullman Sleeping Cars Effective Sept. 21, 1951

(Charges shown do not include federal tax)

Table with 11 columns: Where Lower Berth Rate is, Upper Berth Rate is, Roomette for one Person is, Duplex Single Room for one Person is, Bed Room for one Person is, Bed Room for two Persons is, Bed R'm Suite for two or more Persons is, Comp-art for one Person is, Comp-art for two Persons is, Drawing Room for one Person is, Drawing Room for two Persons is. Rows list various rates for different accommodations.

PULLMAN SEAT FARES Between Various Cities and to Western Park Gateways

(Charges Shown Do Not Include Federal Tax)

Table listing fares between various cities including Salt Lake City, Lund, Las Vegas, Los Angeles, Boise, Pocatello, Shoshone, Portland, Tacoma, Seattle, Pendleton, Ogden, Topeka, Manhattan, and Salina.

Special Service Charges on Streamliners "City of Los Angeles" and "City of San Francisco"

In effect Sept. 21, 1951. Subject to change without notice. (Charges shown do not include federal tax)

Table showing special service charges for various cities: Salt Lake City, Ogden, Evansville, Gr. River, Rawlins, Laramie, Cheyenne, Sidney, N. Platte, G. Island, Omaha, Neb., Chicago, Ogdén, Utah, Salt Lake City, Las Vegas, Nev., San Bernardino, Cal., Los Angeles, Cal., Reno, Nev., Sacramento, Cal., and San Francisco, Cal.

TRAFFIC REPRESENTATIVES . . . UNION PACIFIC RAILROAD

Here, for your convenience, is a list of Union Pacific office addresses, telephone numbers, and names of the men and women at each. If you want advice in connection with your travel plans, call the nearest

office. Someone there will gladly give you the information. These offices are at your service—for reservations, for convenient side trips, for help in changing trains or making connections.

ABERDEEN, WASH.—3 Union Passenger Station, K and River Sts.—Phone 1045		EUGENE, ORE.—201 Ardel Offices, 33 East 10th Ave. Phone 5-8461
C. H. JACKA General Agent		A. B. TAYLOR General Agent
ALHAMBRA, CALIF.—City Tkt. Office, 51 S. Garfield Ave.—Phone 4-Titanic 18763		R. D. TOOMEY Traveling Freight and Passenger Agent
A. L. GETMAN (or Phone Cumberland 3824) Ticket Agent		FRESNO 1, CALIF.—207 Rowell Bldg., Tulare St. & Van Ness Ave.—Phone 4-6671
ASTORIA, ORE.—438 Commercial St.—Phone 304		H. G. PELLETIER General Agent
FLOYD C. FOSTER Traveling Freight and Passenger Agent		W. H. MCPHERSON (Bakersfield) Traveling Freight and Passenger Agent
ATLANTA 3, Ga.—1432 Healey Building Phone Lamar 6261		CARL BIANCHINI Traveling Freight and Passenger Agent
P. S. SMITH General Agent		GERING NEBR.—Union Pacific Station—Phone 35
J. R. TURNER (Tampa) Traveling Freight and Passenger Agent		F. M. PURNELL General Agent
J. D. GLOVER Traveling Freight and Passenger Agent		GLENDALE 3, CALIF.—City Ticket Office, 404 1/2 North Brand Boulevard—
BEND, ORE.—1054 Bond St.—Phone 63		W. A. SHOOK (Phone Citrus 1-8174 or Chapman 5-1870) General Agent
H. D. ATTHON General Agent		HOLLYWOOD 28, CALIF.—City Ticket Office, 6702 Hollywood Blvd.—
BEVERLY HILLS, CALIF.—9571 Wilshire Blvd.—Phone Crestview 1-7167		V. J. SCHMITTROTH (Phone Gen'l Agt., Passenger Department
FREDERICK YATES (or Phone Braulshaw 2-1633) City Ticket Agent		W. L. DUNCAN (Hillside 0221) City Ticket Agent
E. J. MURPHY City Ticket Agent		LEO P. DRAKE City Passenger Agent
BIRMINGHAM 3, ALA.—701 Brown-Marx Building—Phone 7-1837		H. C. FARMER City Passenger Agent
J. E. PILON District Freight and Passenger Agent		HUNTINGTON PARK, CALIF.—City Ticket Office, 7002 Pacific Blvd.—
BOISE, IDAHO—City Ticket Office, Idaho Bldg., 212 No. 8th St.—Phone 414		R. H. LUND (Phone Ktmbal 9281) Passenger Agent
KAY L. JOHNSON General Agent		KANSAS CITY 6, MO.—200 Waldheim Bldg., 6 East Eleventh St.—Phone Victor 6550
W. J. HYNES Special Representative		D. R. ALEXANDER General Freight and Passenger Agent
R. C. COLE City Passenger and Ticket Agent		J. F. TURRENTINE General Agent, Freight Department
D. F. ALVORD Traveling Passenger Agent		City Ticket Office—2 East Eleventh Street—Phone Victor 6550
T. F. MEYER Traveling Freight and Passenger Agent		E. E. SWANSON General Agent, Passenger Department
BOSTON 3, MASS.—208 Old South Bldg., 294 Washington St.—		W. F. ROBINSON City Ticket Agent
M. W. COONERTY (Hubbard 2-6380) General Agent		HARRY M. BACE City Passenger Agent
F. G. JUST City Passenger Agent		T. P. HERMON City Passenger Agent
HARRY A. HANSEN Traveling Freight and Passenger Agent		G. B. CRIPPEN Depot Passenger Agent
W. H. BEST Traveling Freight and Passenger Agent		J. E. SMITH Traveling Passenger Agent
BREMERTON, WASH.—Consolidated Ticket Office, 228 First St.—Phone 722		W. G. SMITH Traveling Passenger Agent
S. S. HARVEY Ticket Agent		LAS VEGAS, NEV.—Union Pacific Station—Phone 1120
BUTTE, MONT.—609 Metals Bldg., 5 West Park Street—Phone 23339		W. R. NEUBTROM Ticket Agent
J. D. FORD General Agent		LEWISTON, IDAHO—Room 7, Union Depot—Phone 1163
W. H. WATSON City Freight and Passenger Agent		H. J. BERGER General Agent
J. D. HAGUE Traveling Freight and Passenger Agent		LINCOLN 8, NEBR.—City Ticket Office, 234 So. 13th St.—Phone 3-6517
Consolidated Ticket Office—2 North Main Street—Phone 3276		A. H. GENGE General Agent
D. E. WILDER Ticket Agent		LONG BEACH 2, CALIF.—City Ticket Office, 144 Pine Avenue—Phone 7-2931
CHEYENNE, WYO.—City Ticket Office, 120 W. 16th St.—Phone 4421		H. J. DeLACY General Agent
C. E. ASTLER Special Representative		R. G. SHOENBERGER City Ticket Agent
W. W. JOHNS General Agent		J. R. CARTER City Passenger Agent
H. A. ERKSON Traveling Passenger Agent		R. W. CONNELL City Freight and Passenger Agent
W. A. BROWN City Passenger and Ticket Agent		LONGVIEW, WASH.—Freight Station, 7th and Hudson Sts.—Phone 818
CHICAGO 3, ILL.—11 South LaSalle Street at Madison—		C. F. HEATH, Ticket Office, 1225 Broadway, Phone 315—
H. C. YERGER (Phone Traffic Manager		LOS ANGELES 14, CALIF.—Union Pacific Bldg., 422 W. 6th Street—
M. R. BRYAN (Randolph 6-0141) General Freight Agent		J. W. PADJEN (Phone Traffic Manager
C. E. SHANAHAN General Agent, Freight Department		G. F. ALLEN (Trinity 9211) City Ticket Agent
T. L. VOGEL Foreign Freight Traffic Manager		E. C. RASMUSSEN General Freight Agent
CHICAGO 3, ILL.—City Ticket Office, One So. LaSalle Street—		C. H. SALTMARSH General Passenger Agent
J. C. POLLOCK (Phone General Passenger Agent		Assistant General Passenger Agent
C. H. MERTENS (Randolph 6-0141) District Passenger Agent		G. M. ROY AND District Baggage Agent
P. B. KELCH City Ticket Agent		City Ticket Office—Union Pacific Bldg., 434 W. 6th Street—Phone Trinity 9211
J. M. FORBES City Passenger Agent		E. H. ECKHOFF City Ticket Agent
W. J. FORAL City Passenger Agent		Union Pacific Building—608 So. Olive Street—Phone Trinity 9211
T. R. WING Passenger Agent		C. F. HALLSMAN General Agent, Passenger Department
J. E. FORD Passenger Representative		C. S. RHODES City Passenger Agent
H. G. WELLS Passenger Representative		W. R. VOLTERS City Passenger Agent
T. E. TANN Traveling Passenger Agent		G. B. MOORE City Passenger Agent
J. J. CUMMINS Traveling Passenger Agent		J. ECKERLE City Passenger Agent
MARION A. MCKINNEY Women's Travel Department		E. D. CHAMBERLAIN City Passenger Agent
CINCINNATI 2, OHIO—303 Dixie Term. Bldg., 4th & Walnut Sts.—Phone Matn 0144		R. W. BLAND Traveling Passenger Agent
F. B. SWOPE General Agent		W. F. BROWN Traveling Passenger Agent
J. J. MCCARTHY District Passenger Agent		610 So. Olive Street—Phone Trinity 9211
J. M. WIEDEMER City Passenger Agent		W. F. NASH General Agent, Freight Department
ELMER YOUNG Traveling Passenger Agent		Union Passenger Station—Phone Trinity 9211
M. T. KAUMAN Traveling Passenger Agent		M. F. BILLINGS Depot Passenger Agent
CLEVELAND 13, OHIO—1407 Terminal Tower, 50 Public Square—		JACK A. RAMSEY Depot Passenger Agent
G. A. BROWN (Phone General Agent		JAY D. GODDARD Depot Ticket Agent
F. L. FRIDMAN (Main 1-3070) City Passenger Agent		MEMPHIS 3, TENN.—1137 Sterick Bldg.—8 North Third St.—Phone 3-6280
ALFRED J. WHITE Traveling Passenger Agent		G. E. ROTHROCK General Agent
EDWIN H. ALLEN (Buffalo) Traveling Freight and Passenger Agent		C. F. SCHROENING Traveling Freight and Passenger Agent
J. R. FRISK Traveling Freight and Passenger Agent		D. J. NELSON (No. Little Rock, Ark.) Trav. Fkt. & Pgr. Agent
COUNCIL BLUFFS, IA.—Union Pacific Transfer Depot—Phone 6134		MILWAUKEE 3, WIS.—814 Warner Bldg., 212 W. Wisconsin Ave.—
W. M. CALHOUN Freight and Passenger Agent		K. T. MINDEMANN (Phone General Agent
DALLAS 1, TEXAS—2108 Mercantile Bank Bldg.—Phone River 1778		C. E. PAXTON (Marquette 8-7833) City Passenger Agent
C. M. BROWN General Agent		G. E. MCGUIRE Traveling Passenger Agent
M. A. ARNOLD Traveling Freight and Passenger Agent		MINNEAPOLIS 2, MINN.—890 Northwestern Bank Bldg., 620 Marquette Ave.—
L. L. CRAWFORD Traveling Freight and Passenger Agent		E. W. MAU (Phone General Agent
DENVER 2, COLO.—City Ticket Office, 535 17th Street—Phone Keystones 4441		A. J. WINTERSTEEN (Main 2451) City Passenger Agent
P. F. EGHELE Traffic Manager		W. H. BROWNMAN Traveling Freight and Passenger Agent
M. A. LIGOTI General Freight Agent		W. J. BUTTELL Traveling Freight and Passenger Agent
K. N. MIDDLEKAUFF General Agent, Passenger Department		NEW ORLEANS 12, LA.—504 National Bank of Comm. Bldg., 210 Baronne St.—
J. L. BOSTICK City Ticket Agent		D. V. RICKSON (Phone Canal 2274) General Agent
E. R. A. SIEMERS City Passenger Agent		P. F. HAGAN Traffic Agent
ALVA L. SMITH City Passenger Agent		NEW YORK 20, N. Y.—625 Fifth Ave., Suite 350, Rockefeller Center—
A. M. MCGLASSON City Passenger Agent		H. L. LAUBY (Phone Eastern Traffic Manager
O. B. STAPLETON Traveling Passenger Agent		RHEES FIFE (Circle 6-4900) General Agent, Passenger Department
F. B. VAN SAUN Depot Passenger Agent		C. J. SMITH District Passenger Agent
MRS. LU GRAY BROWN Women's Travel Department		J. M. QUADE City Passenger Agent
DES MOINES 9, IOWA—407 Equitable Bldg., 6th & Locust St.—Phone 3-0583		J. A. NEUBAUER City Passenger Agent
EUGENE R. FIELD General Agent		E. H. JOHNSON City Passenger Agent
W. W. MCKEE Traveling Freight and Passenger Agent		JOHN F. SCHWATZ Passenger and Ticket Agent
C. W. JACKSON Traveling Passenger Agent		C. A. CHARMOLLE Traveling Passenger Agent
DETROIT 26, MICH.—612 Book Bldg., 1249 Washington Blvd.—		E. R. VAN DOREN Traveling Passenger Agent
C. J. STEGEMAN (Phone Traffic Manager		L. G. STAHL (Phone Circle 6-4908) General Agent, Freight Department
E. E. SWANSON (Woodward 1-7794) District Passenger Agent		OAKLAND 12, CALIF.—215 Central Bank Bldg., 436 14th St.—
W. J. WRIGHT Passenger Agent		J. A. GOLOBICK (Phone Glencourt 1-8676) General Agent
F. J. BEGGS (Grand Rapids) Traveling Freight and Passenger Agent		W. R. SCHMIDT City Passenger Agent
F. O. KANSORRA (Toledo) Traveling Freight and Passenger Agent		OGDEN, UTAH—City Ticket Office, Ben Lomond Hotel Bldg.—Phone 5533
A. J. BRAMAN Traveling Passenger Agent		J. F. BAKER General Agent
EAST LOS ANGELES, CALIF.—5454 Ferguson Drive—Phone Angelus 6599		H. O. MCINTYRE Traveling Freight and Passenger Agent
J. J. WALKER Ticket Agent		C. E. STONE Depot Passenger Agent
		G. A. NEBEKER Passenger Representative

OMAHA 2, NEBR.—Union Pacific Building, 1416 Dodge St.—Phone Jackson 6822
A. G. HILKER..... Passenger Traffic Manager
L. G. MEDER..... Assistant Passenger Traffic Manager
I. D. KESSLER..... Assistant Passenger Traffic Manager
R. B. JOHNSON..... General Passenger Agent
G. I. GILES..... Assistant General Passenger Agent
F. W. HICKSON..... Manager Mail, Baggage and Express Traffic
J. C. BEAUMONT..... General Freight Agent
J. W. JARVIS..... Supervisor Agricultural Development
City Ticket Office—Corner 15th & Dodge Streets— Phone Jackson 6822
WALTER CONREY..... General Agent, Passenger Department
M. W. BREWER..... Ticket Agent
R. S. FARLEY..... City Passenger Agent
L. S. NORBARD..... Traveling Passenger Agent
E. D. MARTIN..... Traveling Passenger Agent
W. T. NELSON..... Depot Passenger Agent
G. I. MITCHELL..... Passenger Representative
MRS. MYRTLE MASON..... Women's Travel Department
R. A. FORAL..... General Agent, Freight Department
City Ticket Office—1614 Farnam Street— Phone Jackson 6822
W. W. NEILL..... Ticket Agent
PASADENA 1, CALIF.—Un. Pac. Station, 205 W. Colorado St.—Ph. Sycamore 2-4107
L. A. WIRGLER..... General Agent
E. C. CHILDS..... City Passenger Agent
W. H. LINDSEY..... Passenger and Freight Traffic Agent
R. J. BASS..... City Ticket Agent
PHILADELPHIA 2, PA.—904 Girard Trust Bldg., Broad St. & So. Penn Sq.—
THOMAS CLIFT..... General Agent
L. J. MCKERNAN..... { Rittenhouse 6-2170 } City Passenger Agent
T. M. J. FRITZ..... Traveling Passenger Agent
R. H. GATES..... (Richmond, Va.) Traveling Freight and Passenger Agent
PITTSBURGH 22, PA.—1419 Oliver Bldg., Smithfield Street and Sixth Avenue—
J. M. ADAMS..... { Phone } General Agent
GREG W. COOK..... { Atlantic 1-0260 } District Passenger Agent
E. W. HARRIS..... City Passenger Agent
J. S. GUNNER..... Traveling Freight and Passenger Agent
WM. JAMES..... Traveling Freight and Passenger Agent
POCATELLO, IDAHO—Union Pacific Passenger Station— Phone 268
R. A. ANDERSON..... General Agent
L. G. MALZAHN..... (Idaho Falls) Traveling Freight and Passenger Agent
R. B. WRIGHT..... (Twin Falls) Traveling Freight and Passenger Agent
POMONA, CALIF.—Union Pacific Passenger Station— Phone Lycoming 2-3561
E. C. MALLON..... Passenger and Freight Traffic Agent
PORTLAND 5, ORE.—751 Pittock Block— Phone Broadway 7771
G. W. EVERS..... Traffic Manager
J. C. CUMMING..... General Passenger Agent
FRED LINGENFELDER..... Assistant General Passenger Agent
T. J. DOWD..... General Freight Agent
DON SUTHERLAND..... General Agent, Freight Department
J. E. SOUTHWORTH..... Traveling Passenger Agent
L. A. NEASE..... District Baggage Agent
City Ticket Office—701 S. W. Washington Street— Phone Broadway 7771
N. B. FALLAS..... General Agent, Passenger Department
W. P. WHEELER..... City Ticket Agent
WM. S. RUSH..... City Passenger Agent
T. W. HOLMAN..... City Passenger Agent
D. E. LEFEBVRE..... City Passenger Agent
AARON J. BROWN..... City Passenger Agent
O. M. HANSEN..... Depot Passenger Agent
RENO, NEV.—209 American Bldg., 131 West 2nd St. Phone 3-4881
J. D. MALEFYT..... General Agent
RIVERSIDE, CALIF.—Union Pacific Pass. Station, 7th & Vine Sts.— Phone 626
J. L. BRECHIN..... General Agent
RALPH E. TUTTLE..... City Freight and Passenger Agent
FERDINAND DAVIS..... City Freight and Passenger Agent
B. A. STEWART..... Traveling Freight and Passenger Agent
L. M. LAYNE..... (Las Vegas) Traveling Freight and Passenger Agent
ST. JOSEPH 2, MO.—City Ticket Office, 516 Francis Street— Phone 3-5436
F. F. ROBINSON..... General Freight and Passenger Agent
W. R. TAYLOR..... Passenger and Ticket Agent
J. W. MARTIN..... (Hastings, Nebr.) Traveling Freight and Passenger Agent
ST. LOUIS 1, MO.—1223 Ambassador Bldg., 411 North 7th St.— Phone Chestnut 7760
T. W. GURSKY..... General Agent
A. F. WALTEMATH..... City Passenger Agent
J. M. REDMANN..... Traveling Passenger Agent
SACRAMENTO 14, CALIF.—217 Forum Bldg. 1107 Ninth St.— Phone Gilbert 2-1025
F. A. FOX..... General Agent
J. C. LINDSLEY..... Traveling Freight and Passenger Agent
J. E. AETHERTON..... (Klamath Falls) Traveling Freight and Passenger Agent
SALINA, KANS.—Third and Ash Streets— Phone 397
J. M. BROWN..... General Agent

SALT LAKE CITY 1, UTAH—Union Pacific Bldg., 10 South Main St.—Phone 3-1644
SAM REINHARDT..... Traffic Manager
A. G. BLINN..... General Passenger Agent
City Ticket Office—Hotel Utah, Main & S. Temple Streets— Phone 3-1644
W. J. THOMAS..... General Agent, Passenger Department
F. L. MCKEAN..... District Passenger Agent
E. A. OLSON..... City Ticket Agent
R. T. GRIFFIN..... City Passenger Agent
E. H. LYMAN..... City Passenger Agent
E. F. BROWN..... Traveling Passenger Agent
H. H. HOLMES..... Depot Passenger Agent
F. L. MORGAN..... General Agent, Freight Department
SAN DIEGO 1, CALIF.—City Ticket Office, 320 Broadway— Phone Franklin 7241
H. G. LARIMER..... General Agent
L. H. LINSTRUM..... Ticket Agent
C. M. ALLEN..... Passenger and Freight Traffic Agent
SAN FRANCISCO 2, CALIF.—291 Geary Street— Phone Garfield 1-6090
M. H. FOWLER..... Traffic Manager
B. P. COSTELLO..... General Agent, Freight Department
W. E. KENNEDY..... (Saulta Rosa) Traveling Freight and Passenger Agent
City Ticket Office—Geary at Powell Street— Phone Garfield 1-6090
H. W. HICKS..... General Agent
J. T. FITZGERALD..... City Ticket Agent
C. C. CROUBE..... City Passenger Agent
P. B. JACKSON..... City Passenger Agent
SAN JOSE 13, CALIF.—206 1st Nat. Bk. Bldg., Santa Clara & 1st Sts.—
E. A. COONS..... (Phone Cypress 2-3878) General Agent
OTTO NILSON..... (Salinas) District Freight and Passenger Agent
F. C. BELL..... Traveling Freight and Passenger Agent
SAN PEDRO, CALIF.—City Ticket Office, 805 So. Pacific Ave.—
J. V. CONNETT..... (Phone Terminal 2-7631) General Agent
R. P. COYLE..... City Freight and Passenger Agent
R. N. ASBRY..... City Ticket Agent
SANTA ANA, CALIF.—City Ticket Office, 305 North Main Street—
WALTER DITTMER..... (Phone Kimberly 23979) General Agent
B. C. STREET..... City Freight and Passenger Agent
SANTA MONICA, CALIF.—City Ticket Office, 307 Santa Monica Blvd.—
W. A. CHENEY..... (Phone Ex Brook 5-1215) General Agent
ELMER RALL..... City Ticket Agent
P. J. PAYNE..... City Freight and Passenger Agent
SEATTLE 4, WASH.—204 Union Station, 4th Ave. & Jackson St. Phone Elliott 6933
H. M. WEST..... Assistant Traffic Manager
P. A. AULENBACHER..... General Agent, Freight Department
P. A. COLE..... Traveling Freight and Passenger Agent
SEATTLE 1, WASH.—City Ticket Office—1300 Fourth Avenue at University—
A. L. IVES..... { Phone } General Agent, Passenger Department
G. L. SPEAR..... { Elliott 6933 } City Passenger Agent
F. R. STEIN..... City Passenger Agent
C. G. ROBERTS..... Passenger Agent
SIoux CITY 9, IOWA—405 Commerce Bldg., 520 Neb. St.— Phone 5-8228
L. J. ROACH..... General Agent, Freight Department
SPOKANE 4, WASH.—City Ticket Office—727 Sprague Ave. Corner Post St.—
J. R. LIVSEY..... { Phone } General Agent
W. H. AHLGRIM, JR...... { Main 4181 } City Passenger Agent
W. O. BALDWIN..... Traveling Passenger Agent
WILLIAM BELL..... 818-16th Ave. West, Calgary, Canada. Trav. Fht. & Passg. Agt. Phone B-1170
STOCKTON 6, CALIF.—207 California Bldg., 11 So. San Joaquin St.— Phone 2-8981
V. J. CHRISTENSEN..... District Freight and Passenger Agent
H. C. DANNER..... Traveling Freight and Passenger Agent
SUN VALLEY, IDAHO— Phone Sun Valley 3311
R. E. BERNER..... Transportation Agent
TACOMA 2, WASH.—City Ticket Office, 114 South Ninth St.—Phone Broadway 2275
F. G. ROTHWELL..... General Agent
R. C. CANADAY..... City Passenger Agent
H. A. JOHNSTON..... Traveling Passenger Agent
L. E. TOMPKINS..... (Longview) Traveling Freight and Passenger Agent
TORONTO 1, ONT.—201-2 Canadian Pacific Bldg., 69 Yonge St. Phone Empire 4-7259
W. W. CRIGHTON..... General Agent
TULSA 3, OKLA.—823 Kennedy Bldg., 321 South Boston St.— Phone 2-6859
L. B. BRADLEY..... General Agent
M. B. HARDIN..... Traveling Freight and Passenger Agent
WALLA WALLA, WASH.—1st Nat'l Bank Bldg., 2nd & Alder Sts.— Phone 30
J. H. CUNNINGHAM..... General Agent
L. E. MCHARGUE..... City Freight and Passenger Agent
J. I. PURDY..... (Pendleton) Traveling Freight and Passenger Agent
WASHINGTON 5, D. C.—600 Shoreham Bldg., 15th and H Sts., N. W.—
J. R. HENDERSON..... { Phone } General Agent
RAY C. HARTEL..... { Republic 0800 } District Passenger Agent
WINSTON-SALEM 3, N. C.—632 Reynolds Bldg., 4th and Main Sts.—Phone 3-4381
D. R. WALKER..... Traveling Freight and Passenger Agent
YAKIMA, WASH.—Union Pacific Building, 104 W. Yakima Ave.— Phone 4181
W. E. BUCHANAN..... General Agent
A. C. TAYLOR..... (Kennewick, Wash.) Traveling Freight and Passenger Agent
J. B. DELAPOER..... Traveling Freight and Passenger Agent

E. A. KLIPPEL
 General Passenger Traffic Manager
 OMAHA 2, NEBR.

W. T. BURNS
 Vice-President, Traffic
 OMAHA 2, NEBR.

J. R. MacANALLY
 General Freight Traffic Manager
 OMAHA 2, NEBR.

From Office . . . or Home

TELEPHONE YOUR TRANSPORTATION REQUIREMENTS


Passenger or Freight representatives in your nearest Union Pacific office are eager to help you

**FAST
THROUGH**

Streamliner

"CITY OF LOS ANGELES"

Daily Between



CHICAGO *and* **CALIFORNIA**

for PULLMAN passengers

- ★ Wide choice of accommodations
- ★ Main dining car
- ★ Lounge cars

for COACH passengers

- ★ Reserved seats with modern leg-rest
- ★ Cafe-Lounge car

for ALL passengers

- ★ The finest of fresh, western-grown foods, expertly prepared and served in the main dining and cafe-lounge cars.

In addition to the "City of Los Angeles"
there are the daily Streamliners
"CITY OF SAN FRANCISCO"

(Fastest train between Chicago-San Francisco)

"CITY OF PORTLAND"

(Fastest and only through train between Chicago-Portland)

also in daily service—

between Chicago and Pacific Coast—LOS ANGELES LIMITED . . . SAN FRANCISCO OVERLAND . . . and GOLD COAST.

Between Chicago and Denver, the over-night, every night Streamliner "CITY OF DENVER."

NOTE: Travelers to or from Los Angeles can conveniently stop over at exciting Las Vegas and also visit colossal Hoover Dam and Lake Mead located near by.

UNION PACIFIC RAILROAD
Road of the Daily Streamliners