

April 29, 1951

UNION PACIFIC RAILROAD

TIME TABLES



April 29, 1951

UNION PACIFIC RAILROAD

TIME TABLES



TABLE OF CONTENTS

Section	Page	Section	Page
Index to Union Pacific Stations.....	3 to 5	Connecting Bus Lines Service.....	42
Coast to Coast Sleeping Car Service.....	6 and 7	Address of Principal Union Pacific Stations.....	42
Equipment of Through Trains.....	8 to 23	Railroad Fares.....	45
Condensed Train Schedules.....	8 to 23	Pullman Sleeping Car Charges.....	46 and 47
Complete Train Schedules.....	24 to 41	Special Service Charges.....	47
Map of Union Pacific and Connecting Lines.....	26 and 27	Sleeping Car Accommodations.....	48 and 49
Connecting Rail Lines Service.....	32, 43 and 44	Union Pacific Representatives.....	50 and 51

INFORMATION

Miles shown on mile posts read westward from Council Bluffs, Iowa. Miles shown herein are from Omaha, Nebraska. (Variance approximately 3 miles.)

Time from midnight to noon inclusive, is indicated by light face type; **from noon to midnight inclusive, by dark face type.**

Any person who, because of mental, physical or other disability, is incapable of properly caring for himself or herself, will be received as a **passenger ONLY** when accompanied by a competent attendant.

As additional new leg rest seat coaches are received, they are being assigned to the Pacific Coast streamliners. Every effort is made to maintain this service, but operation of non-leg rest coaches may be necessary on occasions due to emergencies or shortages.

On trains that carry chair car porters, there is no charge for the services of the porter. He will, however, collect a nominal charge for pillows.

Children under 5 years of age ride free, when accompanied by parent or guardian; 5 years of age and under 12, pay one-half fare; 12 years of age and over, pay full fare.

Should any question or difference of understanding arise with agents or conductors as to proper fare or ticket privileges, please pay fare requested, take receipt, and communicate with General Passenger Traffic Manager, Omaha 2, Nebr.

Tickets unused or partly used, will be redeemed under tariff regulations at proper value. Consult any Union Pacific office or write to Gen'l Passenger Traffic Mgr., Omaha 2, Nebr.

Stopovers are permitted at all points within final limit of tickets by notifying conductor.

Many attractive side trips and optional routes are available. Ask your local Agent or any Union Pacific representative for details.

Tickets reading via Union Pacific Railroad will be honored by Overland Greyhound Bus Lines between any two points between which those two companies jointly operate.

You are requested to purchase your tickets before boarding the train.

At Chicago the Parmelee coupon on a through railroad ticket entitles the holder, without additional charge, to have himself and hand luggage transferred in a Parmelee car from his incoming to his outgoing station or to a downtown destination. Or, when there is at least a 3-hour interval between arrival of train in Chicago and scheduled departure time from outgoing station, Parmelee will transfer such luggage to the

passenger's outgoing station where it can be claimed at the parcel check room. The only cost is the usual parcel checking fee, 15 cents for each bag or parcel.

It is desirable to mark or tag each piece of baggage (for easy identification) with your name and address and, in addition, place your name and permanent address inside each piece, whether it is checked or carried with you on the train. Ask Ticket or Baggage Agent for free address labels.

For the convenience and comfort of themselves and others, passengers are requested to check their hand baggage whenever possible, except that actually needed for personal use enroute. No responsibility is assumed for unchecked articles left in stations, on platforms or in cars.

Checkable baggage consists of wearing apparel, toilet articles and such personal effects as the passenger may need for use on the trip.

Money, jewelry, negotiable papers, liquids, fragile or perishable articles, radios, typewriters, dishes and household goods must not be included in checked baggage.

One hundred and fifty (150) pounds of baggage, not exceeding one hundred dollars (\$100.00) in value, may be checked free on each adult ticket, and one-half those amounts in connection with half-fare tickets.

Passengers have the privilege of declaring additional value on checked baggage, not to exceed a total of \$2500.00, upon payment of a nominal charge. Consult Baggage Agent.

Dogs or other small household pets will be transported in baggage cars, subject to tariff regulations, or they may be taken into room accommodations when in suitable containers and subject to Pullman Company regulations. Ask your Agent for full details.

No single piece of baggage, exceeding 300 pounds in weight, 72 inches in greatest dimension, or single shipments in excess of \$2500.00 in value, will be checked. *Exception:* Boxes of heavy or corrugated pasteboard are limited to a gross weight of 50 pounds each.

All baggage should be marked plainly on outside with name and address of the owner.

In case of lost articles, communicate with Manager, Mail, Baggage & Express Traffic, Omaha 2, Nebr.

Union Pacific Railroad is not responsible for errors in time tables, inconvenience or loss resulting from delayed trains, failure to make connections, air conditioning failures, or emergency substitutions in equipment. Schedules, consists and designations of trains shown in this folder are subject to change without notice.

INDEX OF CONDENSED THROUGH TIME TABLES

BETWEEN AND New York City— Los Angeles..... San Francisco..... Chicago— Omaha..... Los Angeles, Pasadena, Las Vegas, Cedar City, Salt Lake City, Ogden, Cheyenne..... San Francisco, Reno, Ogden, Cheyenne, West Yellowstone, Seattle, Tacoma, Portland, Boise, Sun Valley, West Yellowstone..... Denver, North Platte..... Spokane..... West Yellowstone, Victor..... St. Louis— Kansas City, Denver, Ogden, Salt Lake, Cedar City, Las Vegas, Pasadena, Los Angeles.....	TABLE Page 6 Page 7 A B C G K O D	BETWEEN AND St. Louis— Reno, San Francisco..... Kansas City, Denver..... Sun Valley, Boise, Portland, Tacoma, Seattle..... Spokane..... West Yellowstone, Victor..... Minneapolis..... Los Angeles, Pasadena, Las Vegas, Cedar City, Salt Lake City, Ogden..... San Francisco, Reno, Ogden..... Denver, Cheyenne, No. Platte..... Denver..... Salt Lake City, Ogden..... Cedar City, Las Vegas, Los Angeles, Pasadena..... Reno, San Francisco..... Sun Valley, Boise, Portland, Tacoma, Seattle.....	TABLE E H F L O A B G J D E F	BETWEEN AND Denver..... Spokane..... West Yellowstone, Victor..... Salt Lake City, Cedar City, Las Vegas, Pasadena, Los Angeles..... Reno, San Francisco..... Boise, Portland, Tacoma, Seattle..... Denver..... West Yellowstone, Victor, Butte..... Spokane..... Sun Valley..... Sun Valley..... Los Angeles..... Seattle..... Tacoma, Portland..... San Francisco, Los Angeles..... Portland, Yakima..... San Francisco, Los Angeles.....	TABLE L O A-D B-E C-U J R T U-V V Z Y W X
--	--	--	---	--	---

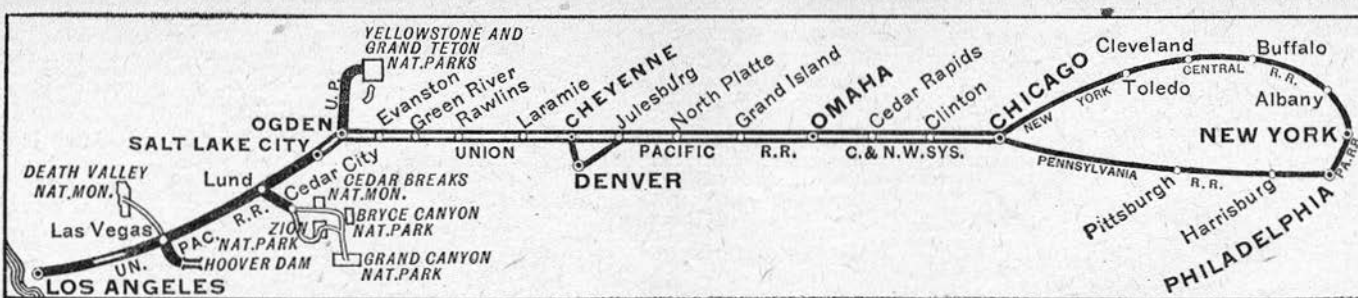
INDEX TO UNION PACIFIC STATIONS

Each Time Table is numbered. The numbers opposite the Stations are the numbers of the time tables in which the stations are shown. Stations marked ■ are located on Divisions indicated by table numbers, but are not shown in folder tables.

Table No.	Table No.	Table No.	Table No.	Table No.	Table No.	Table No.	Table No.
Aberdeen, Idaho.....56	Arlington, Ore. C, W, 20, 74	Baxter, Wyo.....1, 2	Bond, Mont.....36	Buick, Colo.....24	Cedar Rapids, Iowa, 1, 2	Cochrane, Kans.....50	Culdesac, Idaho.....77
Aberdeen Wash.....21	Armstead, Mont. R, 36	Bayard, Nebr., (See So. Bayard).....42	Bonner Springs, Kans.....24, 52	Bullard, Nebr.....42	Cedar Rapids, Nebr. 46	Godoli, Kans.....28	Culver, Kans.....28
Abilene, Kans. E, H, 24	Armastrong, Wash.....76	Beattie, Kans.....53	Bonneville, Ore.....	Bunker Hill, Kans. 24	Celilo, Ore.....20	Cokeville, Wyo.....20	Culver, Ore.....86
Acquia, Ida.....60, 61	Arnold, Nebr.....43	Beatty, Idaho.....20	Boone, Nebr.....48	Burley, Ida.....60, 62	Centennial, Wyo.....33	Colby, Kans.....28	Curry, Idaho.....60
Acoma, Nev.....3	Aroya, Colo.....24	Becks, Utah.....31	Boone, Ia.....1, 2	Burns, Wyo.....1, 2	Centerville, Utah.....31	Colfax, Calif.....14	Curvo, Utah.....1, 2
Acton, Wash.....78	Arroyo, Idaho.....77	Beckwith, Wyo.....20	Boone, Ia.....1, 2	Burns, Ore.....70	Central City, Nebr. G, 1, 2, 17, 44	Colfax, Wash.....76, 84, 85	Cutler, Idaho.....4
Adams, Ore.....84	Ascalon, Colo.....24	Belgrade, Nebr.....46	Boone, Ia.....1, 2	Burrington, Utah.....4	Central Ferry, Wash. 77	Collins, Calif.....3	
Adelaida, Idaho.....20	Ash, Wash.....74	Bell, Calif.....8	Boone, Ia.....1, 2	Bushnell, Nebr.....1, 2	Centralia, Wash.....Z, 20, 21	Collins, Idaho.....56	Daggett, Calif.....3
Adrian, Ore.....64	Ashby, Wash.....74	Bellevue, Idaho.....69	Boone, Ia.....1, 2	Butte, Mont.....R, 36	Chafee, Wash.....78	Collinston, Utah.....36	Dahlstrom, Wyo.....34
Afton, Calif.....3	Ashville, Kans.....26	Belmar, Nebr.....42	Boone, Ia.....1, 2	Buxton, Mont.....36	Champlin, Utah.....3	Collyer, Kans.....20	Dale Creek, Wyo. 1, 2
Agate, Colo.....24	Ashton, Idaho	Beloit, Kans.....26	Boone, Ia.....1, 2	Byers, Colo.....24	Chapman, Kans. H, 24	Colores, Wyo.....2	Daley's Ranch, Wyo. 1, 2
Agnew, Nebr.....44	O, R, 36, 39, 40	Belt, Idaho.....39, 57	Boone, Ia.....1, 2	Byrne, Idaho.....57	Chapman, Nebr. 1, 2, 17	Colton, Calif.....3	Dalles, Ore. C, F, U, W, 20, 74, 86, 87
Aiken, Idaho.....56	Aspen, Wyo.....1, 2	Belvidere, Idaho.....67	Boone, Ia.....1, 2	Byron, Nev.....3	Chappell, Nebr.....1, 2	Colton, Nebr.....85	Damar, Kans.....28
Aikins, Kans.....52	Assaria, Kans.....27	Belvidere, Nebr.....53	Boone, Ia.....1, 2	Cairo, Ore.....70	Chase, Calif.....3	Colton, Wash.....1, 2	Dana, Wyo.....1, 2
Albany, Wyo.....33	Athens, Ore.....84	Belvidere, Nebr.....53	Boone, Ia.....1, 2	Calada, Calif.....3	Chatcolet, Idaho.....79	Coltman, Idaho.....58	Danbrook, Nebr.....47
Albin, Wyo.....42	Attain, Utah.....32	Belvidere, Nebr.....53	Boone, Ia.....1, 2	Cache Jct., Utah.....36, 37	Cheney, Wash.....20, 21	Columbus, Nebr. A, B, C, G, 1, 2, 17, 45, 46, 48	Danneberg, Nebr.....79
Albion, Nebr.....48	Attikson, Utah.....32	Belvidere, Nebr.....53	Boone, Ia.....1, 2	Cairo, Ore.....70	Chermung, Colo.....24	Chumley, Wyo.....1, 2	Darlington, Idaho.....56
Albion, Wash.....76	Attaiia, Wash. 74, 78	Belvidere, Nebr.....53	Boone, Ia.....1, 2	Calder, Calif.....3	Cheney, Wash.....L, W, 74	Concordia, Kans.....25	Darlou, Colo.....18
Alda, Nebr.....1, 2, 17	Atwood, Colo.....17	Belvidere, Nebr.....53	Boone, Ia.....1, 2	Chatcolet, Idaho.....79	Cherokee, Wyo.....1, 2	Concrete, Ida.....73	Darr, Nebr.....1, 2
Alexander, Ida.....20	Auburn, Calif.....14	Belvidere, Nebr.....53	Boone, Ia.....1, 2	Cheney, Wash.....20, 21	Cherry Creek, Utah. 38	Contact, Nev.....60	Davenport, Nebr.....53
Alexandria, Nebr.....53	Auburn, Colo.....17	Belvidere, Nebr.....53	Boone, Ia.....1, 2	Cheney, Wash.....20, 21	Chester, Idaho.....39	Cooper, Colo.....17	David City, Nebr.....44
Alfalfa Center, Nebr. 1, 2	Auburn, Wash.....20	Belvidere, Nebr.....53	Boone, Ia.....1, 2	Cheney, Wash.....20, 21	Chester, Wash.....79	Cooper Lake, Wyo. 1, 2	Davis, Calif.....14
Alhambra.....A, D, 3, 9	Ault, Colo.....30	Belvidere, Nebr.....53	Boone, Ia.....1, 2	Cheney, Wash.....20, 21	Chew, Wash.....74	Corinne, Utah.....38	Davis, Wyo.....34
Alicol, Ore.....72	Avon, Utah.....12	Belvidere, Nebr.....53	Boone, Ia.....1, 2	Cheney, Wash.....20, 21	Chew, Wash.....74	Corral, Calif.....3	Dawes, Calif.....3
Allida, Kans.....68	Avon, Utah.....12	Belvidere, Nebr.....53	Boone, Ia.....1, 2	Cheney, Wash.....20, 21	Chew, Wash.....74	Corralt Jct., Wyo. 1, 2	Day, Ore.....20
Allendale, Idaho.....68	Axtell, Kans.....53	Belvidere, Nebr.....53	Boone, Ia.....1, 2	Cheney, Wash.....20, 21	Chew, Wash.....74	Corralt, Utah.....36	Dayton, Idaho.....36
Almota, Wash.....77	Ayer, Wash. K, L, T, W, X, 74, 76, 77	Belvidere, Nebr.....53	Boone, Ia.....1, 2	Cheney, Wash.....20, 21	Chew, Wash.....74	Corral, Idaho.....65	Dayton, Wash.....84
Alpowa, Wash.....77		Belvidere, Nebr.....53	Boone, Ia.....1, 2	Cheney, Wash.....20, 21	Chew, Wash.....74	Cosgriff, Wyo.....20	Declo, Idaho.....62
Altair, Kans.....28		Belvidere, Nebr.....53	Boone, Ia.....1, 2	Cheney, Wash.....20, 21	Chew, Wash.....74	Cosmopolis, Wash. 21	Deer Trail, Colo.....24
Altamont, Wyo.....1, 2		Belvidere, Nebr.....53	Boone, Ia.....1, 2	Cheney, Wash.....20, 21	Chew, Wash.....74	Cosmopolis, Wash. 21	Death, Nev.....10
Amalgam, Idaho.....60		Belvidere, Nebr.....53	Boone, Ia.....1, 2	Cheney, Wash.....20, 21	Chew, Wash.....74	Cosmopolis, Wash. 21	Delaplain, Nev.....60
American Falls, Ida.....20		Belvidere, Nebr.....53	Boone, Ia.....1, 2	Cheney, Wash.....20, 21	Chew, Wash.....74	Cosmopolis, Wash. 21	Deila, Kans.....52
American Fork, Utah.....4		Belvidere, Nebr.....53	Boone, Ia.....1, 2	Cheney, Wash.....20, 21	Chew, Wash.....74	Cosmopolis, Wash. 21	Deila, Mont.....36
Ames, Ia.....1, 2		Belvidere, Nebr.....53	Boone, Ia.....1, 2	Cheney, Wash.....20, 21	Chew, Wash.....74	Cosmopolis, Wash. 21	Delphos, Kans.....26
Ames, Nebr.....1, 2, 17		Belvidere, Nebr.....53	Boone, Ia.....1, 2	Cheney, Wash.....20, 21	Chew, Wash.....74	Cosmopolis, Wash. 21	Delta, Utah.....3
Amherst, Nebr.....4, 13		Belvidere, Nebr.....53	Boone, Ia.....1, 2	Cheney, Wash.....20, 21	Chew, Wash.....74	Cosmopolis, Wash. 21	De Moss, Ore.....87
Amsterdam, Ida.....60		Belvidere, Nebr.....53	Boone, Ia.....1, 2	Cheney, Wash.....20, 21	Chew, Wash.....74	Cosmopolis, Wash. 21	Dent, Colo.....18
Anaheim, Calif. A, D, 3, 9		Belvidere, Nebr.....53	Boone, Ia.....1, 2	Cheney, Wash.....20, 21	Chew, Wash.....74	Cosmopolis, Wash. 21	Denver, Colo. D, E, F, G, H, J, L, O, 3, 14, 17, 18, 20, 24, 30, 42
Anan, Nebr.....53		Belvidere, Nebr.....53	Boone, Ia.....1, 2	Cheney, Wash.....20, 21	Chew, Wash.....74	Cosmopolis, Wash. 21	Desert, Cali.....3
Anderson, Idaho.....36		Belvidere, Nebr.....53	Boone, Ia.....1, 2	Cheney, Wash.....20, 21	Chew, Wash.....74	Cosmopolis, Wash. 21	Des Moines, Ia.....1, 2
Ankeny, Wash.....74		Belvidere, Nebr.....53	Boone, Ia.....1, 2	Cheney, Wash.....20, 21	Chew, Wash.....74	Cosmopolis, Wash. 21	Detroit (Enterprise), Kans.....H, 24
Antelope, Wyo.....1, 2		Belvidere, Nebr.....53	Boone, Ia.....1, 2	Cheney, Wash.....20, 21	Chew, Wash.....74	Cosmopolis, Wash. 21	Devil's Slide, Utah. 1, 2
Apex, Mont.....36		Belvidere, Nebr.....53	Boone, Ia.....1, 2	Cheney, Wash.....20, 21	Chew, Wash.....74	Cosmopolis, Wash. 21	Dewey, Utah.....38
Apex, Nev.....3		Belvidere, Nebr.....53	Boone, Ia.....1, 2	Cheney, Wash.....20, 21	Chew, Wash.....74	Cosmopolis, Wash. 21	De Wolf, Idaho.....20
Appleton, Idaho.....61		Belvidere, Nebr.....53	Boone, Ia.....1, 2	Cheney, Wash.....20, 21	Chew, Wash.....74	Cosmopolis, Wash. 21	Dexter, Nebr.....17
Apple Valley, Ida.....20		Belvidere, Nebr.....53	Boone, Ia.....1, 2	Cheney, Wash.....20, 21	Chew, Wash.....74	Cosmopolis, Wash. 21	Diamond, Wash.....76
Ara, Colo.....42		Belvidere, Nebr.....53	Boone, Ia.....1, 2	Cheney, Wash.....20, 21	Chew, Wash.....74	Cosmopolis, Wash. 21	Dieterich, Idaho.....20
Arapahoe, Colo.....24		Belvidere, Nebr.....53	Boone, Ia.....1, 2	Cheney, Wash.....20, 21	Chew, Wash.....74	Cosmopolis, Wash. 21	Dike, Nev.....3
Arcadia, Ore.....20		Belvidere, Nebr.....53	Boone, Ia.....1, 2	Cheney, Wash.....20, 21	Chew, Wash.....74	Cosmopolis, Wash. 21	Dillon, Mont. R, 36
Archer, Wyo.....1, 2		Belvidere, Nebr.....53	Boone, Ia.....1, 2	Cheney, Wash.....20, 21	Chew, Wash.....74	Cosmopolis, Wash. 21	Dingle, Idaho.....20
Aro, Idaho.....56		Belvidere, Nebr.....53	Boone, Ia.....1, 2	Cheney, Wash.....20, 21	Chew, Wash.....74	Cosmopolis, Wash. 21	Disman, Wash.....79
Aroola, Kans.....24		Belvidere, Nebr.....53	Boone, Ia.....1, 2	Cheney, Wash.....20, 21	Chew, Wash.....74	Cosmopolis, Wash. 21	Divide, Mont.....36
Arden, Nev.....3		Belvidere, Nebr.....53	Boone, Ia.....1, 2	Cheney, Wash.....20, 21	Chew, Wash.....74	Cosmopolis, Wash. 21	Dix, Nebr.....1, 2
Arena, Colo.....24		Belvidere, Nebr.....53	Boone, Ia.....1, 2	Cheney, Wash.....20, 21	Chew, Wash.....74	Cosmopolis, Wash. 21	Dixie, Wash.....84
Arimo, Idaho.....36		Belvidere, Nebr.....53	Boone, Ia.....1, 2	Cheney, Wash.....20, 21	Chew, Wash.....74	Cosmopolis, Wash. 21	
Arling, Idaho.....67		Belvidere, Nebr.....53	Boone, Ia.....1, 2	Cheney, Wash.....20, 21	Chew, Wash.....74	Cosmopolis, Wash. 21	

Table of station locations by county/division. Columns represent Table No. and rows list station names with their corresponding table numbers. Includes stations like Dodd, Colo., Evans, Colo., Georgetown, Idaho, etc.

Stations marked with a square symbol are located on Divisions indicated by table numbers, but are not shown in folder tables.



COAST-TO-COAST THROUGH SLEEPING CAR SERVICE

Between New York City and Los Angeles

The General No. 49 Los Angeles Limited No. 1 Daily—Example	New York and Los Angeles via Pennsylvania Railroad and Overland Route No Extra Fare	Los Angeles Limited No. 2 Pennsylvania Limited No. 2 Daily—Example	Advance Commodore Vanderbilt No. 65 Los Angeles Limited No. 1 Daily—Example	New York and Los Angeles via New York Central and Overland Route No Extra Fare	Los Angeles Limited No. 2 Lake Shore Limited No. 22 Daily—Example
	Penna R. R.			New York Central	
4.00 FRI	Lv New York (E. S. T.)	11.25 MON	3.00 FRI	Lv New York (E.S.T.)	12.30 MON
5.20 FRI	Lv N. Philadelphia (E.S.T.)	9.53 " "	7.05 SAT	Ar Chicago (C.S.T.)	6.30 SUN
11.53 FRI	Lv Pittsburgh (E.S.T.)	3.30 MON		C. & N. W.	
7.00 SAT	Ar Chicago (C. S. T.)	6.00 SUN	12.01 SAT	Lv Chicago (C.S.T.)	2.00 SUN
	C. & N. W.		3.57 " "	" Cedar Rapids	9.25 " "
12.01 SAT	Lv Chicago (C.S.T.)	2.00 SUN	6.25 " "	" Boone	7.15 " "
3.57 " "	" Cedar Rapids	9.25 " "	9.00 SAT	Ar Omaha	4.30 SUN
6.25 " "	" Boone	7.15 " "		Union Pacific	
9.00 SAT	Ar Omaha	4.30 SUN	9.25 SAT	Lv Omaha	3.50 SUN
	Union Pacific		12.05 SUN	" Grand Island	1.15 SUN
9.25 SAT	Lv Omaha	3.50 SUN	2.20 " "	Ar N. Platte (C.S.T.)	11.00 SAT
12.05 SUN	" Grand Island	1.15 SUN	1.30 " "	Lv N. Platte (M.S.T.)	9.45 " "
2.20 " "	Ar N. Platte (C.S.T.)	11.00 SAT	3.50 " "	" Sidney	7.55 " "
1.30 " "	Lv N. Platte (M.S.T.)	9.45 " "	6.00 " "	Ar Cheyenne	6.15 " "
3.50 " "	" Sidney	7.55 " "	6.10 " "	Lv Cheyenne	6.00 " "
6.00 " "	Ar Cheyenne	6.15 " "	7.40 " "	" Laramie	Ar 4.40 " "
6.10 " "	Lv Cheyenne	6.00 " "	9.55 " "	" Rawlins	" 2.05 " "
7.40 " "	" Laramie	4.40 " "	12.50 " "	" Green River	" 11.20 " "
9.55 " "	" Rawlins	2.05 " "	5.00 " "	" Ogden	" 7.30 " "
12.50 " "	" Green River	11.20 " "	6.00 " "	" Salt Lake City	" 6.20 " "
5.00 " "	" Ogden	7.30 " "	9.55 SUN	" Milford (M.S.T.)	" 2.25 SAT
6.00 " "	" Salt Lake City	6.20 " "	2.45 MON	Lv Las Vegas (P.S.T.)	" 7.45 FRI
9.55 SUN	" Milford (M.S.T.)	2.25 SAT	8.30 " "	Ar San Bernardino	" 1.50 " "
2.45 MON	Lv Las Vegas (P.S.T.)	7.45 FRI	9.00 " "	" Riverside	" 1.25 " "
8.30 " "	Ar San Bernardino	1.50 " "	10.10 " "	" East Los Angeles	" 12.20 " "
9.00 " "	" Riverside	1.25 " "	10.40 MON	Ar Los Angeles	Lv 12.01 FRI
10.10 " "	" East Los Angeles	12.20 " "			
10.40 MON	Ar Los Angeles	12.01 FRI			
◆10.35 MON	Ar Alhambra	◆11.35 FRI	◆10.35 MON	Ar Alhambra	◆11.35 FRI
◆10.50 " "	" Pasadena	◆11.20 " "	◆10.50 " "	" Pasadena	◆11.20 " "
◆11.15 " "	Ar Glendale (City)	◆10.55 " "	◆11.15 " "	Ar Glendale (City)	◆10.55 " "
◆11.20 " "	Ar Anaheim	◆10.50 " "	◆11.20 " "	Ar Anaheim	◆10.50 " "
◆11.05 " "	Ar Long Beach	◆10.55 " "	◆11.05 " "	Ar Long Beach	◆10.55 " "
◆11.30 MON	Ar San Pedro (P.S.T.)	◆10.20 FRI	◆11.30 MON	Ar San Pedro (P.S.T.)	◆10.20 FRI

Coast-to-Coast Equipment

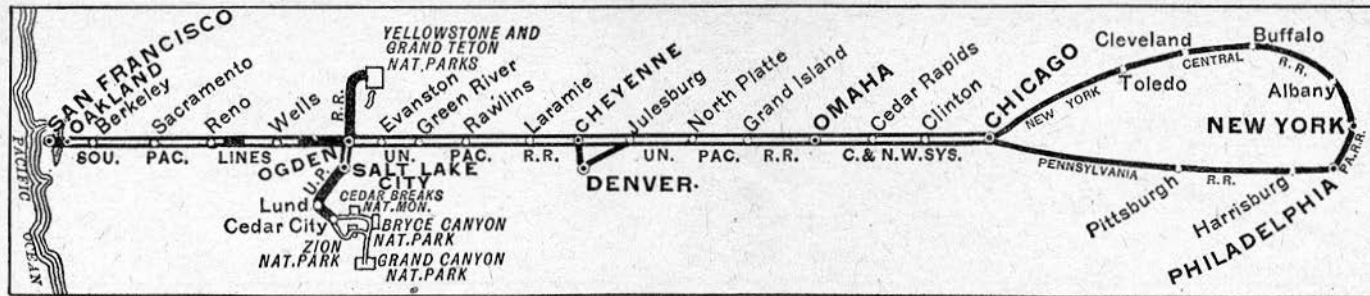
Nos. 49-1 and 2-2

Standard Sleeping Cars. New York City to Los Angeles—
10 Roomettes, 6 Double Bedrooms.
Los Angeles to New York City—
10 Roomettes, 6 Double Bedrooms.

Nos. 65-1 and 2-22

Standard Sleeping Cars. New York City to Los Angeles—
10 Roomettes, 6, Double Bedrooms.
Los Angeles to New York City—
10 Roomettes, 6 Double Bedrooms.

◆ Motor bus connections with main line trains at East Los Angeles. See tables 7, 8 and 9 for complete information on bus schedules to and from East Los Angeles.



COAST-TO-COAST THROUGH SLEEPING CAR SERVICE

Between New York City and San Francisco

Lake Shore Limited No. 19		New York and San Francisco via New York Central and Overland Route		San Francisco Overland No. 28		Pennsylvania Limited No. 1		New York and San Francisco via Pennsylvania Railroad and Overland Route		San Francisco Overland No. 28	
San Francisco Overland No. 27		No Extra Fare		Lake Shore Limited No. 22		San Francisco Overland No. 27		No Extra Fare		The Admiral No. 70	
Alternate Days See Note 1				Alternate Days See Note 2		Alternate Days See Note 3				Alternate Days See Note 4	
		New York Central						Penna. R. R.			
5.30	FRI	Lv New York (E.S.T.)	Ar	12.30	MON	5.45	FRI	Lv New York (E.S.T.)	Ar	10.45	MON
11.15	SAT	Ar Chicago (C.S.T.)	Lv	6.30	SUN	7.14	FRI	Lv N. Philadelphia (E.S.T.)	Ar	9.19	"
		C. & N. W.						C. & N. W.			
3.30	SAT	Lv Chicago (C.S.T.)	Ar	12.30	SUN	2.05	SAT	Ar Pittsburgh (E.S.T.)	Ar	2.13	MON
7.30	SAT	" Cedar Rapids	Lv	8.13	"	9.30	SAT	Ar Chicago (C.S.T.)	Lv	4.30	SUN
10.00	SAT	" Boone	"	6.05	"	3.30	SAT	Lv Chicago (C.S.T.)	Ar	12.30	SUN
12.40	SUN	Ar Omaha	Lv	3.15	SUN	7.30	"	" Cedar Rapids	Lv	8.13	"
		Union Pacific				10.00	"	" Boone	"	6.05	"
12.55	SUN	Lv Omaha	Ar	2.50	SUN	12.40	SUN	Ar Omaha	Lv	3.15	SUN
3.32	"	" Grand Island	Lv	12.15	SUN			Union Pacific			
6.10	"	Ar N. Platte (C. S. T.)	Lv	9.50	SAT	12.55	SUN	Lv Omaha	Ar	2.50	SUN
5.20	"	Lv N. Platte (M. S. T.)	Ar	8.20	"	3.32	"	" Grand Island	Lv	12.15	SUN
7.40	"	" Sidney	Lv	6.30	"	6.10	"	Ar N. Platte (C. S. T.)	Lv	9.50	SAT
9.50	"	Ar Cheyenne	Lv	4.50	"	5.20	"	Lv N. Platte (M. S. T.)	Ar	8.20	"
10.00	"	Lv Cheyenne	Ar	4.35	"	7.40	"	" Sidney	Lv	6.30	"
11.30	"	" Laramie	Lv	3.15	"	9.50	"	Ar Cheyenne	Lv	4.50	"
1.45	"	" Rawlins	"	12.55	"	10.00	"	Lv Cheyenne	Ar	4.35	"
4.40	"	" Green River	"	10.15	"	11.30	"	" Laramie	Lv	3.15	"
8.33	SUN	Ar Ogden (M. S. T.)	Lv	6.25	SAT	1.45	"	" Rawlins	"	12.55	"
		Southern Pacific				4.40	"	" Green River	"	10.15	"
9.00	SUN	Lv Ogden (M.S.T.)	Ar	5.55	SAT	8.33	SUN	Ar Ogden (M. S. T.)	Lv	6.25	SAT
6.41	MON	" Reno (P.S.T.)	Lv	6.09	FRI			Southern Pacific			
7.37	"	" Truckee	"	5.02	"	9.00	SUN	Lv Ogden (M.S.T.)	Ar	5.55	SAT
11.35	"	Ar Sacramento	"	1.10	"	6.41	MON	" Reno (P.S.T.)	Lv	6.09	FRI
11.40	"	Lv Sacramento	"	1.05	"	7.37	"	" Truckee	"	5.02	"
1.25	"	Ar Berkeley	"	11.16	"	11.35	"	Ar Sacramento	"	1.10	"
1.35	"	" Oakland (16th St.)	"	11.08	"	11.40	"	Lv Sacramento	"	1.05	"
1.45	"	" Oakland Pier	"	11.00	"	1.25	"	Ar Berkeley	"	11.16	"
2.20	MON	Ar San Francisco (P.S.T.)	Lv	10.30	FRI	1.35	"	" Oakland (16th St.)	"	11.08	"
						1.45	"	" Oakland Pier	"	11.00	"
						2.20	MON	Ar San Francisco (P.S.T.)	Lv	10.30	FRI

NOTE 1: From New York — Westbound
—ODD DAYS: May, Aug., Nov., Dec.
—EVEN DAYS: June, July, Sept., Oct.

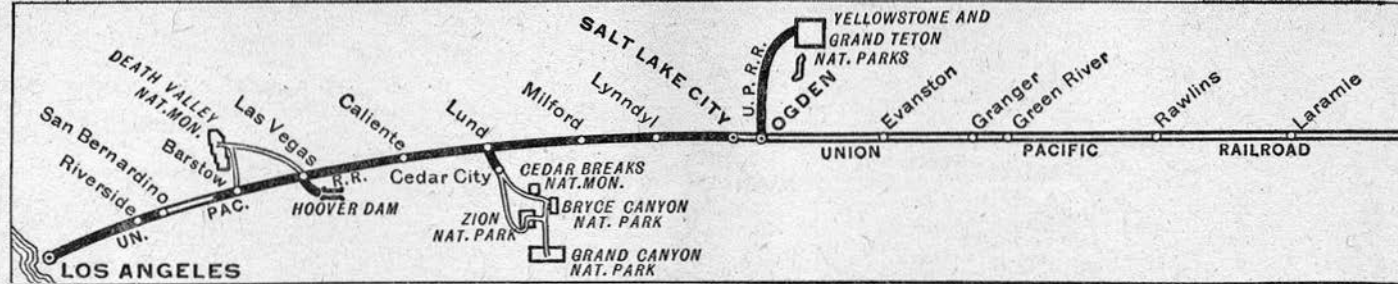
NOTE 2: From San Francisco — Eastbound
—EVEN DAYS: May, Aug., Nov., Dec.
—ODD DAYS: June, July, Sept., Oct.

NOTE 3: From New York — Westbound
—EVEN DAYS: May, Aug., Nov., Dec.
—ODD DAYS: June, July, Sept., Oct.

NOTE 4: From San Francisco — Eastbound
—ODD DAYS: May, Aug., Nov., Dec.
—EVEN DAYS: June, July, Sept., Oct.

Nos. 19-27 and 28-22 Coast-to-Coast Equipment
Standard Sleeping Car. New York City to San Francisco—
10 Roomettes, 6 Double Bedrooms.
San Francisco to New York City—
10 Roomettes, 6 Double Bedrooms.

Nos. 1-27 and 28-70
Standard Sleeping Car. New York City to San Francisco—
10 Roomettes, 6 Double Bedrooms.
San Francisco to New York City—
10 Roomettes, 6 Double Bedrooms.



NEW YORK, CHICAGO and MINNEAPOLIS to LOS ANGELES via Omaha and Salt Lake City

Table A Condensed Schedules All Trains Daily		Streamliner City of Los Angeles 103 Daily Example	Los Angeles Limited 1 Daily Example	Idahoan City of St. Louis 11-9 Daily Example	Gold Coast -Pony Express 23-37 Daily Example
Lv New York (EST) N.Y.C.			3.00 FR		
Ar Chicago (C.S.T.)			7.05 SA		
Lv New York (EST) Penn. RR			4.00 FR		
Lv N. Philadelphia (E.S.T.)			5.20 FR		
Ar Chicago (C.S.T.)			7.00 SA		
Lv Chicago (CST) C. & N.W.	6.15 SU		12.01 SA		8.00 SU
Ar Omaha	2.00 MO		9.00 SA		7.50 MO
Lv Minneapolis C. & N. W.			11.40 SA	11.40 SU	9.25 SU
Ar St. Paul			12.10	12.10	10.10 SU
Ar Sioux City			6.10	6.10	5.00 MO
Ar Omaha			8.40 SA	8.40 SU	7.45 MO
Lv Omaha (C.S.T.) Un. Pac.	2.10 MO		9.25 SA	9.30 SU	8.20 MO
Ar Fremont			9.30	10.30	9.15
Ar Columbus			9.30	11.29 SU	10.12
Ar Grand Island	4.10		12.05 SU	1.00 MO	11.30
Ar Kearney			12.05	1.55	12.18
Ar North Platte (C.S.T.)	5.55		2.20	4.10	2.15
Ar North Platte (M.S.T.)	5.00		1.30	3.35	1.25
Ar Sidney	6.43		3.50	6.00	3.55
Ar Cheyenne	8.25		6.00	8.40	6.10
Lv Cheyenne	8.35		6.10	9.00	6.20
Ar Laramie	9.55		7.40	10.30	7.50
Ar Rawlins	11.40		9.55	12.48	10.35 MO
Ar Rock Springs			12.58	2.58	1.10 TU
Ar Green River	2.00		12.50	4.05	1.55
Ar Evanston	3.40		2.51	6.09	4.18
Ar Ogden	5.15		4.40	7.55	6.15
Lv Ogden	5.25		5.00	8.25	7.00
Ar Salt Lake City	6.10		5.50	9.20	8.00
Lv Salt Lake City	6.20		6.00	10.10 MO	9.20
Lv Milford	9.30 MO		9.55 SU	1.55 TU	2.35
Ar Lund				2.40 TU	3.15 TU
Ar Cedar City				3.45 TU	4.20 TU
Lv Cedar City				10.45 MO	11.45 TU
Lv Lund (M.S.T.)				2.40 TU	3.15 TU
Lv Callente (P.S.T.)				4.00	4.20
Ar Las Vegas	1.25			7.10	8.15 TU
Ar San Bernardino	6.20			12.50	3.00 WE
Ar Riverside				9.00	3.40
Ar East Los Angeles	7.40			10.10	5.25
Ar Los Angeles (P.S.T.)	8.00 TU			10.40 MO	6.00 WE
Ar Alhambra	8.05 TU			10.35 MO	5.50 WE
Ar Pasadena	8.20 TU			10.50	6.05
Ar Glendale (City)	8.40 TU			11.15 MO	6.25 WE
Ar Anaheim	8.50 TU			11.20 MO	6.35 WE
Ar Long Beach	8.35 TU			11.05 MO	6.20 WE
Ar San Pedro (P.S.T.)	9.05 TU			11.30 MO	6.45 WE

Equipment for Page 8

★ **NO. 103—Streamliner. CITY OF LOS ANGELES—DAILY—Extra Fare**
Cars from Chicago run via C. & N. W. east of Omaha.

Club Lounge Car ⊙ Chicago to Los Angeles—(Radio, bath).
Observation—Lounge ⊙ Chicago to Los Angeles.
Standard Sleeping Cars. Chicago to Los Angeles—Drawing-rooms, Compartments, Bedrooms, Roomettes, Sections.
Reclining Seat—Leg Rest Coaches. Chicago to Los Angeles—(all seats reserved).
Cafe Lounge Car. Chicago to Los Angeles—For coach passengers.
Dining Car. A la carte and club or table d'hote service.

★ **NO. 1—LOS ANGELES LIMITED—DAILY—No Extra Fare**

Cars from Chicago and Minneapolis-St. Paul run via C. & N. W. to Omaha; thence U. P. Club Lounge Car ⊙ Chicago to Los Angeles—(Radio-Bath).
Standard Sleeping Cars. Chicago to Los Angeles—10 Roomettes, 6 Double Bedrooms (N.Y.C. No. 65 to Chicago).
New York to Los Angeles—10 Roomettes, 6 Double Bedrooms (P.R.R. No. 49 to Chicago).
Chicago to Los Angeles—2 D.R., 4 Compts., 4 Dbl. Bdrm.
Chicago to Los Angeles—12 Roomettes, 4 Dbl. Bdrm.
Chicago to Los Angeles—14 Sections.
Chicago to Los Angeles—14 Sec. (Summer Season only).
Minneapolis-St. Paul to Los Angeles—6 Sections, 6 Roomettes, 4 Dbl. Bedrooms (203-10-203 to Omaha).
Reclining Seat Coaches. Chicago to Los Angeles (2 cars—all seats reserved).
Coach Lounge Car. Chicago to Los Angeles (coach seats reserved).
Dining Car. A la carte and club or table d'hote service.

★ **NO. 11-9—IDAHOAN—CITY OF ST. LOUIS—DAILY**

Club Lounge Car ⊙ North Platte to Los Angeles.
Standard Sleeping Cars. Omaha to Los Angeles—6 Sec., 6 Rmte., 4 D Bdrms.
Cheyenne to Los Angeles—12 Roomettes, 4 Double Bedrooms (No. 9 from St. Louis).
Salt Lake City to Cedar City—8 Sections, D. R., 2 Compts. (No. 309 beyond Milford (Summer Season only).
Cedar City to Los Angeles—10 Sec., D. R., 2 Compts. (No. 310 to Milford (Summer Season only).
Coach Sleeping Car. Omaha to Gering and South Torrington—6 Sections (No. 93 beyond North Platte). From Omaha on Mondays, Wednesdays and Fridays only.
Reclining Seat Coaches. Omaha to Los Angeles (not reserved).
Green River to Los Angeles (No. 9 from St. Louis—leg rest seats—all reserved).
Las Vegas to Los Angeles (not reserved).
Dining Car. North Platte to Los Angeles—a la carte and club or table d'hote service.

★ **NO. 23-37—GOLD COAST—PONY EXPRESS—DAILY**

23 to Ogden; 37 to Los Angeles. Cars from Chicago run via C. & N. W. east of Omaha.
Club Lounge Service ⊙ Chicago to Los Angeles.
Standard Sleeping Cars. Chicago to Los Angeles—10 Sec., 3 Dbl. Bedrooms.
Chicago to Los Angeles—14 Sections.
Salt Lake City to Los Angeles—10 Roomette, 6 Double Bedrooms. (No. 30 from Butte).
Sun Valley to Los Angeles—10 Roomettes, 6 Double Bedrooms (56-12-32 to Salt Lake City). (Winter Season only).
Las Vegas to Los Angeles—8 Sec., D. R., 3 Dbl. Bdrms.
Chicago to Los Angeles.
Ogden to Los Angeles (No. 37 from Kansas City).
Dining Car. A la carte and club or table d'hote service. (Breakfast not served into Los Angeles).

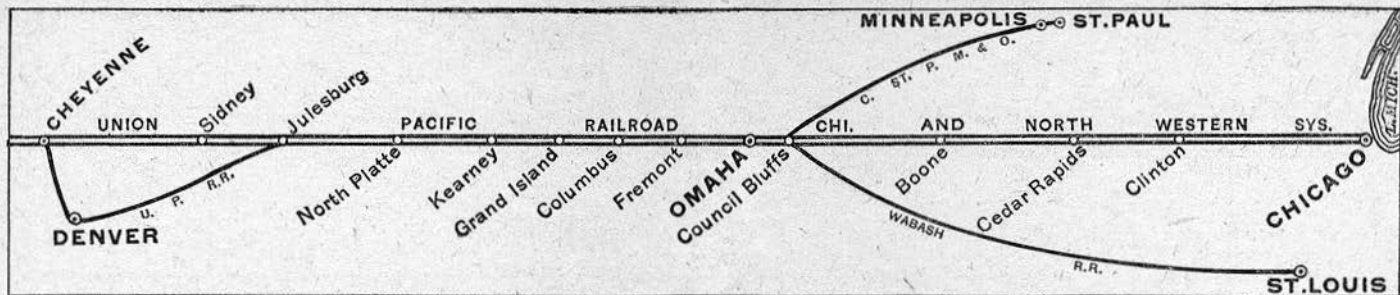
Footnotes for Page 8

- ⊙ Club lounge cars are for the exclusive use of standard sleeping car passengers. The City of Los Angeles and Los Angeles Limited have lounge cars for coach passengers.
- ⊠ Conditional stop; see Tables 1 or 3. ▲ Motor Bus between Lund and Cedar City.
- ♣ Motor bus connections at East Los Angeles. See tables 7, 8 and 9 for complete information on bus schedules to and from East Los Angeles.
- Extra fare train; limited handling of baggage, consult agent. See tables 1 and 2.

★ Regularly assigned through cars air-conditioned. (f) Stops only on signal.

(E.S.T.) Eastern standard time. (C.S.T.) Central standard time.
(M.S.T.) Mountain standard time. (P.S.T.) Pacific standard time.

Time from 12.01 midnight to 12.00 noon shown in light face type.
Time from 12.01 noon to 12.00 midnight shown in heavy face type.



LOS ANGELES to CHICAGO, NEW YORK and MINNEAPOLIS via Salt Lake City and Omaha

Table A Condensed Schedules All Trains Daily		Streamliner City of Los Angeles 104 Daily Example	Los Angeles Limited 2 Daily Example	City of St. Louis Idahoan 10-12 Daily Example	Pony Express-Gold Coast 38-24 Daily Example
Lv San Pedro (P.S.T.)	2.15	10.20	8.50	5.50	
Lv Long Beach	2.50	10.55	9.25	6.25	
Lv Anahelm	2.45	10.50	9.20	6.20	
Lv Glendale (City)	2.40	10.55	9.25	6.25	
Lv Pasadena	3.10	11.20	9.50	6.50	
Lv Alhambra	3.25	11.35	10.05	7.05	
Lv Los Angeles (P.S.T.)	4.00	12.01	10.30	7.30	
Lv East Los Angeles	4.20	12.20	10.50	7.50	
Lv Riverside	5.00	1.25	11.55	9.15	
Lv San Bernardino	5.38	1.50	12.20	9.55	
Lv Las Vegas	10.55	7.45	6.30	5.40	
Lv Callente (P.S.T.)			9.10	8.40	
Ar Lund (M.S.T.)			12.10	11.50	
Ar Cedar City			3.45	12.55	
Lv Cedar City			10.45	10.20	
Lv Lund			12.10	11.50	
Lv Milford	4.37	2.25	12.55	12.40	
Lv Salt Lake City	7.40	6.10	4.40	5.15	
Lv Salt Lake City	7.50	6.20	5.00	5.45	
Ar Ogden	8.35	7.10	5.50	6.40	
Lv Ogden	8.45	7.30	6.40	7.15	
Lv Evanston	10.14	9.19	8.29	9.30	
Lv Green River	12.05	11.20	11.00	12.15	
Lv Rock Springs	2.20	2.05	11.22	12.40	
Lv Rawlins	4.10	4.40	1.45	3.25	
Lv Laramie	5.20	6.00	4.25	6.35	
Lv Cheyenne	5.30	6.00	5.45	8.15	
Lv Sidney	6.52	7.55	6.20	8.30	
Ar North Platte (M.S.T.)	8.33	9.45	8.30	10.20	
Lv North Platte (C.S.T.)	9.38	11.00	12.45	1.40	
Lv Kearney		2.35	3.40	3.40	
Lv Grand Island	11.31	1.15	3.50	4.45	
Lv Columbus		5.10	5.52	6.49	
Lv Fremont		6.08	6.08	6.49	
Ar Omaha	1.40	3.50	7.00	7.50	
Lv Omaha C. & N. W.	1.50	4.30		8.30	
Ar Chicago (C.S.T.)	9.45	2.00		8.15	
Lv Chicago (CT) Penn. RR		6.00			
Ar N. Phila., Pa. (E.S.T.)		9.53			
Ar New York (E.S.T.)		11.25			
Lv Chicago (CST) N.Y.C.		6.30			
Ar New York (E.S.T.)		12.30			
Lv Omaha C. & N. W.		9.25		10.25	
Ar Sioux City		11.50		1.05	
Ar St. Paul		6.15		7.45	
Ar Minneapolis (C.S.T.)		6.50		8.20	

Equipment for Page 9

★ **NO. 104—Streamliner CITY OF LOS ANGELES—Daily—Extra Fare**
Cars to Chicago run via C. & N. W. east of Omaha.
Club Lounge Car... Los Angeles to Chicago—(Radio, bath).
Observation—Lounge... Los Angeles—Chicago.
Standard Sleeping Cars... Los Angeles to Chicago—Drawing-rooms, Compartments, Bedrooms, Roomettes, Sections.
Reclining Seat Coaches... Los Angeles to Chicago—(all seats reserved).
Cafe Lounge Car... Los Angeles to Chicago—For coach passengers.
Dining Car... A la carte and club or table d'hote service.

★ **NO. 2—LOS ANGELES LIMITED—DAILY—No Extra Fare**
Cars to Chicago and St. Paul-Minneapolis run via C. & N. W. east of Omaha.
Club Lounge Car... Los Angeles to Chicago—(Radio-Bath).
Standard Sleeping Cars... Los Angeles to New York—10 Roomettes, 6 Double Bedrooms (N.Y.C. No. 22 east of Chicago).
Los Angeles to New York—10 Roomettes, 6 Double Bedrooms (P.R.R. No. 2 east of Chicago).
Los Angeles to Chicago—2 Drawing-rooms, 4 Compartments, 4 Double Bedrooms.
Los Angeles to Chicago—12 Roomettes, 4 Dbl. Bdrm. Los Angeles to Chicago—14 Sec. (Summer Season only).
Los Angeles to St. Paul-Minneapolis—6 Secs., 6 Roomettes, 4 Double Bedrooms (204-9-204 east of Omaha).
Reclining Seat Coaches... Los Angeles to Chicago (2 cars—all seats reserved).
Coach Lounge Car... Los Angeles to Chicago (coach seats reserved).
Dining Car... A la carte and club or table d'hote service.

★ **NO. 10-12—CITY OF ST. LOUIS—IDAHOAN**
Club Lounge Car... Los Angeles to North Platte.
Standard Sleeping Cars... Los Angeles to Omaha—6 Sec., 6 Rmets, 4 D. Bdrms. Los Angeles to Green River—12 Roomettes, 4 Double Bedrooms (No. 10 to St. Louis).
Los Angeles to Cedar City—10 Sec., D.R., Compts. (No. 309 Milford to Cedar City (Summer Season only).
Cedar City to Salt Lake City—8 Sections, D.R., Compts. (No. 310 to Milford; Summer Season only).
Coach Sleeping Car... South Torrington and Gering to Omaha—6 Sections (No. 94 to North Platte). From South Torrington and Gering on Tuesdays, Thursdays and Saturdays only.
Reclining Seat Coaches... Los Angeles to Omaha (not reserved).
Los Angeles to Green River (No. 10 to St. Louis—leg rest seats—all reserved).
Los Angeles to Las Vegas (not reserved).
Dining Car... Los Angeles to North Platte—a la carte and club or table d'hote service.

★ **NO. 38-24—PONY EXPRESS—GOLD COAST—DAILY**
38 to Ogden; 24 to Chicago. Cars to Chicago run via C. & N. W. east of Omaha.
Club Lounge Service... Los Angeles to Chicago.
Standard Sleeping Cars... Los Angeles to Chicago—10 Sec., 3 Dbl. Bedrooms. Los Angeles to Salt Lake City—10 Roomette, 6 Double Bedrooms (No. 29 to Butte).
Los Angeles to Sun Valley—10 Roomettes, 6 Double Bedrooms. (Nos. 29-25-55 north of Salt Lake City) (Winter Season only).
Los Angeles to Las Vegas—8 Sec., D.R., 3 Dbl. Bdrms.
Reclining Seat Coaches... Los Angeles to Chicago.
Los Angeles to Ogden (No. 38 for Kansas City).
Dining Car... A la carte and club or table d'hote service. (Dinner not served leaving Los Angeles).

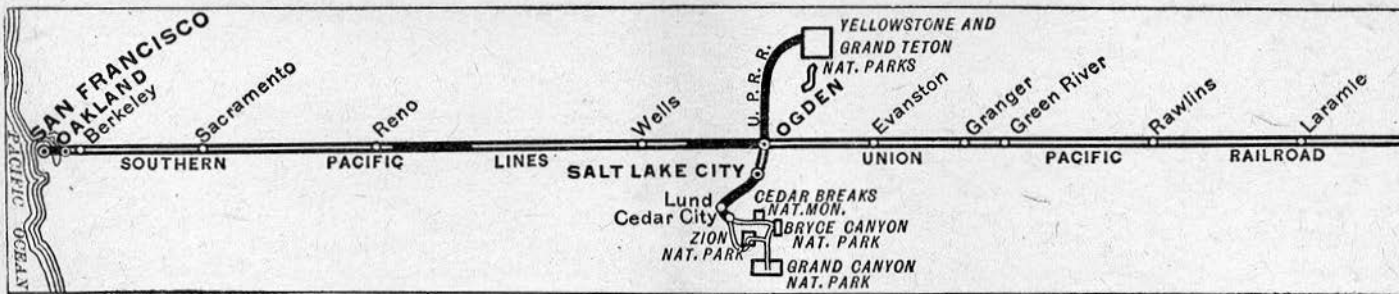
Footnotes for Page 9

⊗ Club lounge cars are for the exclusive use of standard sleeping car passengers.
The City of Los Angeles and Los Angeles Limited have lounge cars for coach passengers.
Conditional stop; see Tables 1 or 3. * Motor Bus between Lund and Cedar City.
† Motor bus connections at East Los Angeles. See tables 7, 8 and 9 for complete information on bus schedules to and from East Los Angeles.
● Extra fare train; limited handling of baggage, consult agent. See tables 1 and 2.

★ Regularly assigned through cars air-conditioned. (f) Stops only on signal.
(E.S.T.) Eastern standard time. (C.S.T.) Central standard time.
(M.S.T.) Mountain standard time. (P.S.T.) Pacific standard time.

Time from 12.01 midnight to 12.00 noon shown in light face type.

Time from 12.01 noon to 12.00 midnight shown in heavy face type.



NEW YORK and CHICAGO to SAN FRANCISCO via Omaha

Table B Condensed Schedules All Trains Daily		Streamliner City of San Francisco 101 Daily Example	San Francisco Overland 27 Daily Example	Gold Coast 23 Daily Example
Lv New York (E.S.T.) N.Y.C.			5.30 FRI	
Ar Chicago (C.S.T.)			11.15 SAT	
Lv New York (EST) Penn.R.R.			5.45 FRI	
Lv N. Phila., Pa. (E.S.T.)			7.14 FRI	
Ar Chicago (C.S.T.)			9.30 SAT	
C. & N. W.				
Lv Chicago (C.S.T.)	6.00 SUN	3.30 SAT	8.00 SUN	
Lv Clinton	8.14 " "	5.55 " "	11.05 SUN	
Lv Cedar Rapids	9.25 SUN	7.30 SAT	12.45 MON	
Ar Council Bluffs		12.25 SUN	7.28 " "	
Ar Omaha	1.45 MON	12.40 SUN	7.50 MON	
C. & N. W.				
Lv Minneapolis		203-10-203	201-2-201	
Lv St. Paul		11.40 SAT	9.25 SUN	
Lv Sioux City		12.10 " "	10.10 SUN	
Ar Omaha		8.10 " "	5.00 MON	
Ar Omaha		8.40 SAT	7.45 MON	
Union Pacific				
Lv Omaha (C.S.T.)	1.55 MON	12.55 SUN	8.20 MON	
" Fremont			9.15 " "	
" Columbus			10.12 " "	
" Grand Island	3.55 " "	3.32 " "	11.30 " "	
" Kearney			12.18 " "	
Ar North Platte (C.S.T.)	5.40 " "	6.10 " "	2.15 " "	
Lv North Platte (M.S.T.)	4.45 " "	5.20 " "	2.25 " "	
" Sidney	6.28 " "	7.40 " "	3.55 " "	
Ar Cheyenne	8.10 " "	9.50 " "	6.10 " "	
Lv Cheyenne	8.20 " "	10.00 " "	6.20 " "	
" Laramie	9.40 " "	11.30 " "	7.50 " "	
" Rawlins	11.30 " "	1.45 " "	10.35 MON	
" Rock Springs			1.10 TUE	
Ar Green River	1.40 " "	4.20 " "	1.35 " "	
Lv Green River	1.50 " "	4.40 " "	1.55 " "	
" Evanston	3.30 " "	6.47 " "	4.18 " "	
Ar Ogden (M.S.T.)	5.05 MON	8.33 SUN	6.15 TUE	
Lv Salt Lake City (M.S.T.)		8.00 SUN	6.20 TUE	
Southern Pacific				
Lv Ogden (M.S.T.)	5.22 MON	9.00 SUN	8.00 TUE	
" Reno (P.S.T.)	1.22 TUE	6.41 MON	10.40 TUE	
" Truckee		7.37 " "	11.45 TUE	
Ar Sacramento	5.46 " "	11.35 " "	4.15 WED	
Lv Sacramento	5.53 " "	11.40 " "	4.35 " "	
Ar Berkeley	7.23 " "	1.25 " "	6.38 " "	
" Oakland (16th St.)	7.32 " "	1.35 " "	6.49 " "	
" Oakland Pier	7.40 " "	1.45 " "	7.00 " "	
Ar San Francisco (P.S.T.)	8.15 TUE	2.20 MON	7.35 WED	

Equipment for Page 10

★ **NO. 101—Streamliner CITY OF SAN FRANCISCO—Daily—Extra Fare**

Cars from Chicago run via C. & N. W. to Omaha; U. P. to Ogden; S. P. to San Francisco.

- Club Car ⊙..... Chicago to San Francisco (Radio).
- Standard Sleeping Cars... Chicago to San Francisco—Drawing-rooms, Compts., Double Bedrooms, Duplex Single Bedrooms, Roomettes, Sections.
- ☞ The Duplex Single Bedroom cars do not operate every trip. Consult Ticket Agent for particulars.
- Reclining Seat Coaches... Chicago to San Francisco—(all seats reserved).
- Cafe Lounge Car..... Chicago to San Francisco—Moderately priced meals and lounge for coach passengers.
- Dining Car..... A la carte and club or table d'hote service.

★ **NO. 27—SAN FRANCISCO OVERLAND—DAILY—NO EXTRA FARE**

Cars from Chicago run via C. & N. W. to Omaha; U. P. to Ogden; S. P. to San Francisco.

- Club Lounge Car ⊙..... Chicago to San Francisco (Radio).
- Standard Sleeping Cars... New York to San Francisco—10 Roomettes, 6 Double Bedrooms (P.R.R. No. 1 to Chicago). Car operates every other day—see Page 7.
- New York to San Francisco—10 Roomettes, 6 Double Bedrooms (N.Y.C. No. 19 to Chicago). Car operates every other day—see Page 7.
- Chicago to San Francisco—10 Roomettes, 6 Double Bedrooms.
- Chicago to San Francisco—2 Drawing-rooms, 4 Compartments, 4 Double Bedrooms.
- Chicago to San Francisco—6 Sections, 6 Roomettes, 4 Double Bedrooms.
- Chicago to West Yellowstone—10 Sec. 1 D.R., 2 Compt. (No. 11-35 from Green River—Summer Season only).
- Green River to San Francisco—6 Sections, 6 Roomettes, 4 Double Bedrooms (No. 9 from St. Louis).
- Salt Lake City to San Francisco—6 Sections, 6 Roomettes, 4 Double Bedrooms, (No. 29 to Ogden).
- Reclining Seat Coaches... Chicago to San Francisco (all seats reserved).
- Green River to San Francisco (No. 9 from St. Louis—leg rest seats—all seats reserved).
- Dining Car..... A la carte and club or table d'hote service.

★ **NO. 23—GOLD COAST—DAILY**

Cars from Chicago run via C. & N. W. to Omaha; U. P. to Ogden; S. P. to San Francisco.

- Club Lounge Car ⊙..... Chicago to San Francisco.
- Standard Sleeping Cars... Chicago to San Francisco—12 Sections, D.R. (3 cars). Ogden to San Francisco—12 Sections, Drawing-room (No. 37 from Denver).
- Reclining Seat Coaches... Chicago to San Francisco. (Not reserved).
- Dining Car..... A la carte and club or table d'hote service.

Footnotes for Page 10

Passengers Use Ferry Steamer between Oakland Pier and San Francisco.

⊙ Club lounge cars are for the exclusive use of standard sleeping car passengers. The City of San Francisco has a lounge car for coach passengers.

⊙ Conditional stop; see table 1

⊙ Extra fare train; limited handling of baggage, consult agent. See tables 1 and 2.

(f) Stops only on signal.

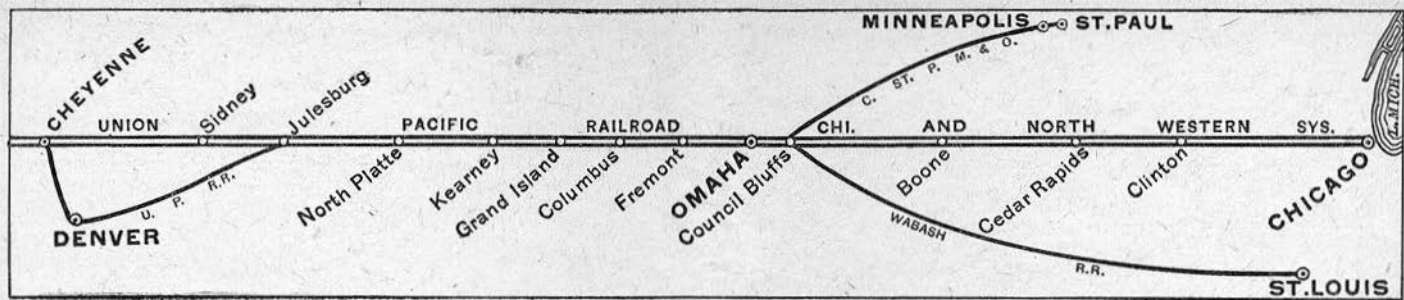
★ Regularly assigned through cars air-conditioned.

(E.S.T.) Eastern standard time. (C.S.T.) Central standard time.

(M.S.T.) Mountain standard time. (P.S.T.) Pacific standard time.

Time from 12:01 midnight to 12:00 noon shown in light face type.

Time from 12:01 noon to 12:00 midnight shown in heavy face type.



SAN FRANCISCO to CHICAGO, and NEW YORK via Omaha

Table B Condensed Schedules All Trains Daily	Streamliner City of San Francisco 102 ● Daily Example	San Francisco Overland 28 Daily Example	Gold Coast 24 Daily Example
Southern Pacific			
Lv San Francisco (P.S.T.)	4.00 SUN	10.30 FRI	6.00 SUN
" Oakland Pier	4.27 "	11.00 "	6.30 "
" Oakland (16th St.)	4.33 "	11.08 "	6.39 "
" Berkeley	4.40 "	11.16 "	6.49 "
Ar Sacramento	6.15 "	1.05 "	8.55 "
Lv Sacramento	6.20 "	1.10 "	9.15 SUN
" Truckee		5.02 "	f 1.35 MON
" Reno (P.S.T.)	10.51 SUN	6.09 FRI	2.55 "
Ar Ogden (M.S.T.)	8.40 MON	5.55 SAT	6.30 MON
Union Pacific			
Ar Salt Lake City (M.S.T.)		7.50 SAT	9.20 MON
Lv Ogden (M.S.T.)	8.55 MON	6.25 SAT	7.15 MON
" Evanston	10.24 "	8.14 "	9.30 "
Ar Green River	12.05 "	10.05 "	11.50 MON
Lv Green River	12.15 "	10.15 "	12.15 TUE
" Rock Springs		10. "	12.40 "
" Rawlins	2.30 "	12.55 "	3.25 "
" Laramie	4.20 "	3.15 "	6.35 "
Ar Cheyenne	5.30 "	4.35 "	8.15 "
Lv Cheyenne	5.40 "	4.50 "	8.30 "
" Sidney	7.02 "	6.30 "	10.20 "
Ar North Platte (M.S.T.)	8.43 "	8.20 "	12.30 "
Lv North Platte (O.S.T.)	9.48 "	9.50 "	1.40 "
" Kearney		9.50 SAT	3.40 "
" Grand Island	11.40 MON	12.15 SUN	4.45 "
" Columbus		12.50 "	5.52 "
" Fremont		1.00 "	6.49 "
Ar Omaha	1.50 TUE	2.50 SUN	7.50 TUE
C. & N. W.			
Lv Omaha	2.00 TUE	3.15 SUN	8.30 TUE
Lv Council Bluffs	2.10 "	3.30 "	8.45 TUE
Ar Cedar Rapids	6.05 "	8.13 "	2.35 WED
Ar Clinton	7.20 "	9.40 "	4.35 "
Ar Chicago (C.S.T.)	9.45 TUE	12.30 SUN	8.15 WED
C. & N. W.			
Lv Omaha		(204-9-204) 9.25 SUN	(202-1-202) 10.25 TUE
Ar Sioux City		11.50 "	1.05 WED
Ar St. Paul		6.15 "	7.45 "
Ar Minneapolis (C.S.T.)		6.45 SUN	8.20 WED
Lv Chicago (C.S.T.) N.Y.C.		6.30 SUN	
Ar New York (E.S.T.)		12.30 MON	
Lv Chicago (C.S.T.) Penn.R.R.		4.30 SUN	
Ar N. Phila., Pa. (E.S.T.)		9.19 MON	
Ar New York (E.S.T.)		10.45 MON	

Equipment for Page 11

★ **NO. 102—Streamliner CITY OF SAN FRANCISCO—Daily—Extra Fare**

Runs via S. P. to Ogden, and via C. & N. W. east of Omaha.

- Club Car ☉ San Francisco to Chicago—(Radio).
- Standard Sleeping Cars San Francisco to Chicago—Drawing rooms, Compts., Double Bedrooms, Duplex Single Bedrooms, Roomettes, Sections.
- ☞ The Duplex Single Bedroom cars do not operate every trip. Consult Ticket Agent for particulars.
- Reclining Seat Coaches San Francisco to Chicago—(all seats reserved).
- Cafe Lounge Car San Francisco to Chicago—Moderately priced meals and lounge for coach passengers.
- Dining Car A la carte and club or table d'hote service.

★ **NO. 28—SAN FRANCISCO OVERLAND—DAILY—No Extra Fare**

Runs via S. P. to Ogden, and via C. & N. W. east of Omaha.

- Club Lounge Car ☉ San Francisco to Chicago (Radio).
- Standard Sleeping Cars San Francisco to New York—10 Roomettes, 6 Double Bedrooms (P.R.R. No. 70 east of Chicago). Car operates every other day—see Page 7.
- San Francisco to New York—10 Roomettes, 6 Double Bedrooms (N.Y.C. No. 22 east of Chicago). Car operates every other day—see Page 7.
- San Francisco to Chicago—10 Roomettes, 6 Double Bedrooms.
- San Francisco to Chicago—2 Drawing-rooms, 4 Compartments, 4 Double Bedrooms.
- San Francisco to Chicago—6 Sections, 6 Roomettes, 4 Double Bedrooms.
- San Francisco to Ogden—6 Sections, 6 Roomettes, 4 Double Bedrooms (U.P.-Wab. 10 to St. Louis).
- San Francisco to Salt Lake City—6 Sections, 6 Roomettes, 4 Double Bedrooms, (No. 30 south of Ogden). West Yellowstone to Chicago—10 Sections, D.R., Compts. (Nos. 36-12 to Green River—Summer Season only).
- Reclining Seat Coaches San Francisco to Chicago (all seats reserved).
- San Francisco to Ogden (No. 10 to St. Louis—leg rest seats—all seats reserved).
- Dining Car A la carte and club or table d'hote service.

★ **NO. 24—GOLD COAST—DAILY**

Runs via S. P. to Ogden, and via C. & N. W. east of Omaha.

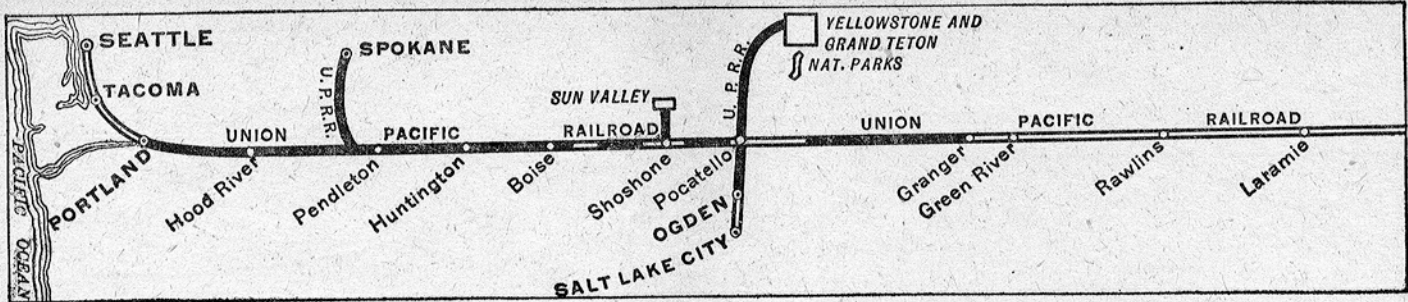
- Club Lounge Car ☉ San Francisco to Chicago.
- Standard Sleeping Cars San Francisco to Chicago—12 Sections, D.R. (3 cars). San Francisco to Ogden—12 Sections, Drawing-room (No. 38 to Denver).
- Reclining Seat Coaches San Francisco to Chicago (not reserved).
- Dining Car A la carte and club or table d'hote service.

Footnotes for Page 11

Passengers Use Ferry Steamer between San Francisco and Oakland Pier.

- ☉ Club lounge cars are for the exclusive use of standard sleeping car passengers. The City of San Francisco has a lounge car for coach passengers.
- ☞ Conditional stop; see Table 2.
- Extra fare train; limited handling of baggage, consult agent. See tables 1 and 2.
- (f) Stops only on signal.

Regularly assigned through cars air-conditioned.
 (E.S.T.) Eastern standard time. (C.S.T.) Central standard time.
 (M.S.T.) Mountain standard time. (P.S.T.) Pacific standard time.
 Time from 12:01 midnight to 12:00 noon shown in light face type.
Time from 12:01 noon to 12:00 midnight shown in heavy face type.



CHICAGO to PORTLAND and SEATTLE via Omaha

Table C Condensed Schedules All Trains Daily	Streamliner City of Portland 105 Daily Example	Gold Coast- Portland Rose 23-17 Daily Example	Idahoan 11 Daily Example	San Fran. Overland Yel. Spec. 27-11-35 Summer Season only
Lv Chicago (C.S.T.)	● 5.30 SUN	8.00 SUN	12.01 SUN	3.30 SUN
Ar Omaha	1.30 MON	7.50 MON	9.00 SUN	12.40 MON
Union Pacific				
Lv Omaha	1.40 MON	8.20 MON	9.30 SUN	12.55 MON
" Fremont	☐ " "	9.16 " "	10.30 " "	☐ " "
" Columbus	☐ " "	10.12 " "	11.29 SUN	☐ " "
" Grand Island	3.40 " "	11.30 " "	1.00 MON	3.32 " "
" Kearney	☐ " "	12.18 " "	1.55 " "	☐ " "
Ar North Platte (C.S.T.)	5.25 " "	2.15 " "	4.10 " "	6.10 " "
Lv North Platte (M.S.T.)	4.30 " "	1.25 " "	3.35 " "	5.20 " "
" Sidney	6.13 " "	3.55 " "	6.00 " "	7.40 " "
Ar Cheyenne	7.55 " "	6.10 " "	8.40 " "	9.50 " "
Lv Cheyenne	8.05 " "	6.20 " "	9.00 " "	10.00 " "
" Laramie	9.25 " "	7.50 " "	10.30 " "	11.30 " "
" Rawlins	11.15 " "	10.35 MON	12.48 " "	1.45 " "
" Rock Springs	☐ " "	1.10 TUE	2.58 " "	☐ " "
" Green River	1.35 " "	3.25 " "	4.30 " "	4.30 " "
" Kemmerer	f 2.43 " "	5.00 " "	5.34 " "	5.54 " "
" Montpelier	4.00 " "	6.55 " "	7.35 " "	7.35 " "
Ar Pocatello	5.45 MON	9.20 TUE	9.45 MON	9.45 MON
Ar West Yellowstone	☐ " "	☐ " "	7.30 TUE	7.30 TUE
Lv West Yellowstone	☐ " "	7.30 MON	☐ " "	☐ " "
Lv Pocatello	5.55 MON	9.50 TUE	10.25 MON	☐ " "
" Mindoka	☐ " "	11.05 " "	11.30 MON	☐ " "
Ar Shoshone	7.35 MON	11.55 TUE	12.20 TUE	☐ " "
Lv Shoshone	7.40 MON	12.00 TUE	1.40 TUE	☐ " "
Ar Sun Valley (Ketchum)	9.40 MON	2.00 TUE	3.40 TUE	☐ " "
Lv Sun Valley (Ketchum)	5.25 MON	9.50 TUE	☐ " "	☐ " "
Ar Shoshone	7.25 MON	11.50 TUE	☐ " "	☐ " "
Lv Shoshone	7.35 MON	11.55 TUE	12.20 TUE	☐ " "
" Glenns Ferry	8.25 " "	1.25 " "	1.40 " "	☐ " "
" Boise	9.40 " "	3.10 " "	3.25 " "	☐ " "
" Nampa	10.08 " "	3.50 " "	4.00 " "	☐ " "
" Ontario	☐ " "	4.53 " "	5.01 " "	☐ " "
Ar Huntington (M.S.T.)	11.40 " "	5.55 " "	6.05 " "	☐ " "
Lv Huntington (P.S.T.)	10.40 " "	5.05 " "	5.15 " "	☐ " "
" Baker	11.55 MON	6.35 " "	6.37 " "	☐ " "
" La Grande	1.05 TUE	8.05 " "	8.00 " "	☐ " "
" Pendleton	3.20 " "	11.20 TUE	10.35 " "	☐ " "
" Arlington	☐ " "	1.45 WED	12.08 " "	☐ " "
" The Dalles	6.35 " "	3.25 " "	1.15 " "	☐ " "
" Hood River	f 6.05 " "	4.05 " "	1.15 " "	☐ " "
Ar Portland	7.30 TUE	6.00 WED	3.30 TUE	☐ " "
Lv Portland	8.00 TUE	8.00 WED	5.00 TUE	☐ " "
Ar Tacoma	11.01 " "	11.01 " "	8.05 " "	☐ " "
Ar Seattle (P.S.T.)	11.59 TUE	11.59 WED	9.15 TUE	☐ " "

Equipment for Page 12

★ **NO. 105—Streamliner CITY OF PORTLAND—DAILY—No Extra Fare**
C. & N. W. to Omaha; No. 457 Portland-Seattle.

Club Lounge Car ☉ Chicago to Portland (Radio, bath).
Standard Sleeping Cars Chicago to Portland—2 Drawing Rooms, 4 Compartments, 4 Double Bedrooms.
Chicago to Portland—6 Sections, 6 Roomettes, 4 Double Bedrooms (2 cars).
Reclining Seat— Chicago to Seattle—12 Roomettes, 4 Double Bedrooms.
Leg Rest Coaches Chicago to Portland (all seats reserved).
Cafe Lounge Car Chicago to Portland—Moderately priced meals and lounge for coach passengers.
Dining Car A la carte and club or table d'hote service.

★ **NO. 23-17—GOLD COAST—PORTLAND ROSE—DAILY**
C. & N. W. No. 23 to Omaha; U. P. No. 23 to Green River; No. 17 to Portland.

Club Lounge Service ☉ Chicago to Portland.
Standard Sleeping Cars Chicago to Portland—10 Sections, D. R., Compt. Pocatello to Spokane—10 Sec., 3 Dbl. Bdrm (No. 33 from Salt Lake City; No. 62-20 north of Pendleton).
Green River to Portland—6 Sections, 6 Roomettes, 4 Double Bedrooms (No. 17 through from Denver).
Green River to Portland—10 Sections, 1 Drawing-room, 2 Compts. (No. 37-17 through from Kansas City).
Reclining Seat Coaches Chicago to Portland.
Green River to Portland (No. 37-17 through from Denver and Kansas City).
Dining Car A la carte and club or table d'hote service. (Breakfast not served into Portland).

★ **NO. 11—IDAHOAN—DAILY**
No. 11 Omaha to Portland; No. 459 to Seattle.

Club Lounge Car ☉ North Platte to Portland.
Standard Sleeping Cars Omaha to Green River—6 Sections, 6 Roomettes, 4 Double Bedrooms (No. 9 through to Los Angeles).
Green River to Seattle—6 Sections, 6 Roomettes, 4 Double Bedrooms (No. 9 from St. Louis).
Pocatello to Portland—10 Sections, Drawing-room Compartment (No. 31 from Salt Lake City).
Reclining Seat Coaches Omaha to Portland (not reserved).
Omaha to Green River (for Los Angeles—not reserved).
Green River to Portland (No. 9 from St. Louis—leg rest seats—all reserved).
Pocatello to Portland (No. 31 from Salt Lake City—not reserved).
Dining Car North Platte to Portland—A la carte and club or table d'hote service.

★ **NO. 27-11-35—SAN FRAN. OVERLAND—YELSTONE SPECIAL—DAILY**
C. & N. W. No. 27 to Omaha; U. P. No. 27 to Green River; Nos. 11-35 to West Yellowstone.

Club Lounge Service ☉ Chicago to West Yellowstone.
Standard Sleeping Cars Chicago to West Yellowstone—10 Sections, Drawing-room, Compartments (No. 35 beyond Pocatello).
Reclining Seat Coaches Chicago to Green River (reserved); Green River to Pocatello; Pocatello to West Yellowstone.
Dining Car Chicago to West Yellowstone.

Footnotes for Page 12

☉ Club lounge cars are for the exclusive use of standard sleeping car passengers. The City of Portland has a lounge car for coach passengers.

● Limited handling of baggage on Train 105; consult agent.

☐ Conditional stop; see Table 1 or 20. ☐ Runs via Borie Cut-off; not via Cheyenne.

★ Regularly assigned through cars air-conditioned. (f) Stops only on signal.

♦ Motor Bus. This service is provided passengers arriving or departing Shoshone and holding through rail tickets to and from Sun Valley or Ketchum, Idaho.

■ West Yellowstone, Montana, is gateway to Yellowstone National Park. Summer Season is from June 19 through September 8.

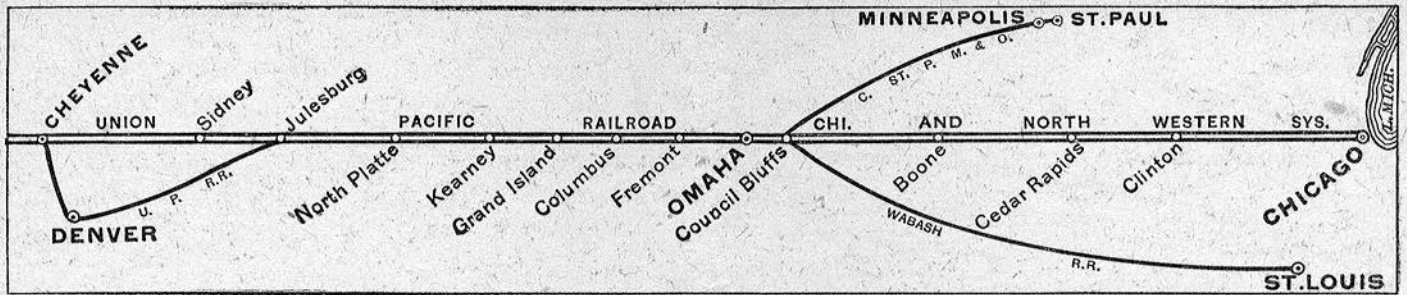
△ Daily train No. 459.

§ Daily train No. 457.

(C.S.T.) Central Standard time. (M.S.T.) Mountain Standard time.
(P.S.T.) Pacific Standard time.

Time from 12.01 midnight to 12.00 noon shown in light face type.

Time from 12.01 noon to 12.00 midnight shown in heavy face type.



SEATTLE and PORTLAND to CHICAGO via Omaha

Table C Condensed Schedules All Trains Daily	Streamliner City of Portland 106 Daily Example	Portland Rose- Gold Coast 18-24 Daily Example	Idahoan- 12 Daily Example	Yel. Spec. San Fran. Overland 36-12-28 Summer Season only Example
Union Pacific				
Lv Seattle (P.S.T.)	12.30 SUN	# 4.45 SUN	*11.45 SAT
" Tacoma	1.26 SUN	# 5.52 SUN	^ 1.15 SUN
Ar Portland	4.30 SUN	# 9.15 SUN	^ 6.45 SUN
Portland				
Lv Hood River	5.30 SUN	10.00 SUN	8.10 SUN
" The Dalles	6.45 " "	11.28 SUN	9.38 " "
" Arlington	7.15 " "	12.05 MON	10.15 " "
" Pendleton	9.35 " "	1.06 " "	11.15 " "
" La Grande	11.40 SUN	3.15 " "	1.10 " "
" Baker	12.40 MON	5.55 " "	3.45 " "
Ar Huntington (P.S.T.)	2.05 " "	7.05 " "	4.57 " "
Lv Huntington (M.S.T.)	3.05 " "	8.30 " "	6.20 " "
" Ontario	4.36 " "	9.40 " "	7.30 " "
" Nampa	5.00 " "	10.35 " "	8.25 " "
" Boise	6.10 " "	11.40 " "	9.35 " "
" Glenns Ferry	7.05 MON	12.10 " "	10.25 SUN
Ar Shoshone	9.10 MON	1.50 " "	12.15 MON
Lv Sun Valley (Ketchum)	7.10 MON	3.00 MON	1.35 MON
Ar Shoshone	9.10 MON	5.05 MON	3.40 MON
Lv Sun Valley (Ketchum)	5.00 MON	12.55 MON	11.30 SUN
Ar Shoshone	7.00 MON	2.55 MON	1.30 MON
Lv Shoshone	7.05 MON	3.00 MON	1.35 MON
" Minidoka	8.45 MON	3.55 " "	2.30 " "
Ar Pocatello	5.05 MON	3.40 MON
Ar West Yellowstone	7.30 TUE	(Summer Season Only)
Lv West Yellowstone	(Summer Season Only)	7.30 SUN	7.30 SUN	7.30 SUN
Lv Pocatello	8.55 MON	5.25 MON	4.10 MON	4.10 MON
" Montpelier	10.45 " "	7.55 " "	6.45 " "	6.45 " "
" Kemmerer	12.03 " "	9.41 " "	8.27 " "	8.27 " "
" Green River	1.25 " "	12.15 TUE	11.00 " "	10.15 " "
" Rock Springs	3.40 " "	12.40 " "	11.22 " "	12.55 " "
" Rawlins	5.30 " "	3.25 " "	1.45 " "	3.15 " "
" Laramie	6.40 " "	6.35 " "	4.25 " "	4.35 " "
Ar Cheyenne	6.50 " "	8.15 " "	5.45 " "	6.30 " "
Lv Cheyenne	8.12 " "	8.30 " "	6.20 " "	4.50 " "
" Sidney	8.12 " "	10.20 " "	8.30 " "	6.30 " "
Ar North Platte (M.S.T.)	9.53 " "	12.30 " "	11.00 MON	8.20 " "
Lv North Platte (C.S.T.)	10.58 MON	1.40 " "	12.45 TUE	9.50 " "
" Kearney	12.50 " "	3.40 " "	2.39 " "	12.15 TUE
" Grand Island	12.50 TUE	4.45 " "	3.50 " "	5.10 " "
" Columbus	3.00 TUE	5.52 " "	6.08 " "	2.50 TUE
" Fremont	6.49 " "
Ar Omaha	3.10 TUE	8.30 TUE	11.00 TUE	3.15 TUE
C. & N. W.				
Lv Omaha	11.30 TUE	8.15 TUE	8.00 TUE	12.30 TUE

Equipment for Page 13

★ **NO. 106—Streamliner CITY OF PORTLAND—Daily—No Extra Fare**
 C. & N. W. east of Omaha; No. 408 Seattle-Portland.
 Club Lounge Car ⊙..... Portland to Chicago (Radio, bath).
 Standard Sleeping Cars... Portland to Chicago—2 Drawing-rooms, 4 Compartments, 4 Double Bedrooms.
 Portland to Chicago—6 Sections, 6 Roomettes, 4 Double Bedrooms (2 cars).
 Reclining Seat—Seattle to Chicago—12 Roomettes, 4 Double Bdrm.
 Leg Rest Coaches..... Portland to Chicago—(all seats reserved).
 Cafe Lounge Car..... Portland to Chicago—Moderately priced meals and lounge for coach passengers.
 Dining Car..... A la carte and club or table d'hote service.

★ NO. 18-24—PORTLAND ROSE—GOLD COAST—DAILY

No. 18 to Green River; No. 24 to Chicago; C. & N. W. east of Omaha.
 Club Lounge Car Service ⊙ Portland to Chicago.
 Standard Sleeping Cars... Portland to Chicago—10 Sections, D. R., Compt.
 Portland to Green River—6 Sections, 6 Roomettes, 4 Double Bedrooms (No. 18 through to Denver).
 Portland to Green River—10 Sections, 1 Drawing-room, 2 Compartments (No. 18-38 through to Kansas City).
 Pendleton to Pocatello—10 Sections, 3 Double Bedrooms (Through car in No. 19-61 from Spokane; No. 34 to Salt Lake City).
 Reclining Seat Coaches... Portland to Chicago.
 Dining Car..... Portland to Green River (No. 18-38 to Kansas City). East of Pendleton—a la carte and club or table d'hote service.

★ NO. 12—IDAHOAN—DAILY

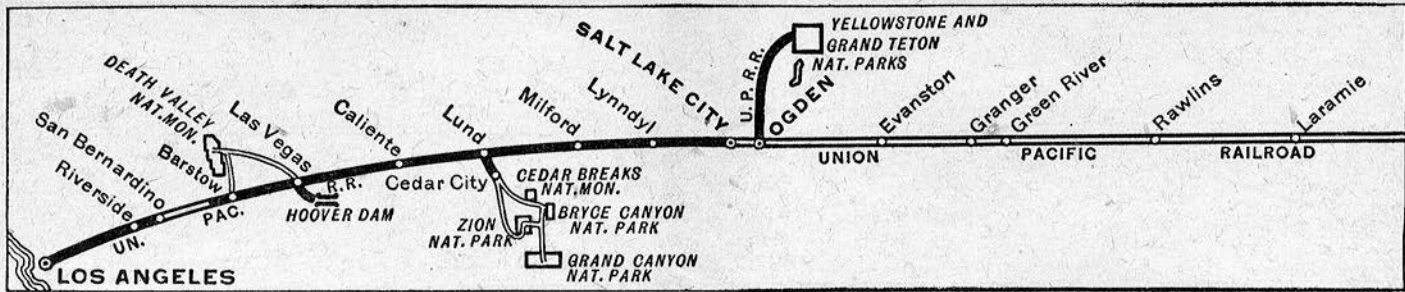
No. 402 to Portland; No. 12 to Omaha.
 Club Lounge Car ⊙..... Portland to North Platte.
 Standard Sleeping Cars... Seattle to Green River—6 Sections, 6 Roomettes, 4 Double Bdrm. (U.P.-Wab, 10 through to St. Louis).
 Portland to Pocatello—10 Sections, 1 Drawing-room, 1 Compartment (No. 32 through to Salt Lake City).
 Boise to Pocatello—10 Sections; 3 Double Bedrooms (No. 32 through to Salt Lake City).
 Green River to Omaha—6 Sections, 6 Roomettes, 4 Double Bedrooms (No. 10 through from Los Angeles).
 Reclining Seat Coaches... Portland to Omaha (No. reserved).
 Portland to Green River (No. 10 through to St. Louis—leg rest seats—all reserved).
 Portland to Pocatello (No. 32 to Salt Lake City—not reserved).
 Green River to Omaha (No. 10 from Los Angeles—not reserved).
 Dining Car..... Portland to North Platte—A la carte and club or table d'hote service.

★ NO. 36-12-28—YELSTONE SPECIAL—SAN FRAN. OVERLAND—DAILY

Nos. 36-12 to Green River; No. 28 to Chicago; C. & N. W. east of Omaha
 Nos. 36-12 to Green River; No. 28 to Chicago; C. & N. W. East of Omaha.
 Club Lounge Service ⊙..... West Yellowstone to Chicago.
 Standard Sleeping Cars... West Yellowstone to Chicago.
 Reclining Seat Coaches... West Yellowstone to Pocatello; Pocatello to Green River; Green River to Chicago (reserved).
 Dining Car..... West Yellowstone to Chicago.

Footnotes for Page 13

- ⊙ Club lounge cars are for the exclusive use of standard sleeping car passengers. The City of Portland has a lounge car for coach passengers.
- Limited checking of baggage on Train 106; consult agent.
- No. 14, local from Omaha to Chicago, carries no through cars from Union Pacific.
- ⊕ Motor bus. This service is provided passengers arriving or departing Shoshone and holding through rail tickets to and from Sun Valley or Ketchum, Idaho.
- West Yellowstone, Montana, is gateway to Yellowstone National Park. Summer Season is from June 19 through September 8.
- ⊠ Conditional stop; see Table 2 or 20.
- * Daily train No. 458. ^ Daily train No. 402 ‡ Daily Train No. 408
- ★ Regularly assigned through cars air-conditioned. (f) Stops only on signal.
- (C.S.T.) Central Standard time. (M.S.T.) Mountain Standard time, (P.S.T.) Pacific Standard time.
- Time from 12.01 midnight to 12.00 noon shown in light face type.
- Time from 12.01 noon to 12.00 midnight shown in heavy face type.**



ST. LOUIS and KANSAS CITY to LOS ANGELES via Denver

Table D
Condensed Schedules
All Trains Daily

	Streamliner City of St. Louis 9 Example	Pony Express 37 Example	
Lv St. Louis (Wabash) (C.S.T.)	4.00 SUN	4.00 SUN	
Ar Kansas City	9.00 SUN	9.00 SUN	
Lv Kansas City (Union Pacific)	9.30 SUN	11.30 SUN	
" Lawrence	10.30	12.30 MON	
" Topeka	11.27	1.15	
" Manhattan	11.55	2.20	
" Junction City	12.45	3.15	
" Sallina	2.49	4.50	
Ar Ellis (C.S.T.)	1.58	8.00	
Lv Ellis (M.S.T.)	3.08	7.30	
" Oakley	3.08	9.20	
Ar Denver	7.45	3.30	
Lv Denver	8.15	5.30	
" La Salle	9.20	6.22 MON	
Ar Cheyenne	10.50		
Lv Cheyenne			
" Laramie	11.20	9.10 MON	
" Rawlins	1.19	11.45 MON	
" Green River	4.05	2.45 TUE	
" Evanston	6.09	4.50	
Ar Ogden	7.25	6.35	
Lv Ogden	9.20	7.00	
" Salt Lake City	10.10	8.00	
Lv Salt Lake City	1.55	9.20	
" Milford	2.40	2.35	
Ar Lund (M.S.T.)	3.45	3.15 TUE	
Lv Cedar City (Bryce-Grand Canyon Zion Natl. Parks)	10.45	4.20 TUE	
Ar Cedar City	2.40	1.45	
Lv Cedar City	4.00	4.20	
Ar Caliente (P.S.T.)	6.55	7.45	
Ar Las Vegas	7.10	8.15 TUE	
Lv Las Vegas	10.53	12.50 WED	
" Barstow	12.55	3.00	
Ar San Bernardino	1.25	3.40	
" Riverside	2.30	5.25	
" East Los Angeles	3.00	6.00 WED	
Ar Los Angeles (P.S.T.)	2.55	5.50 WED	
Ar Alhambra	3.10	6.05	
Ar Pasadena	3.30	6.25	
Ar Glendale (City)	3.40	6.35	
Ar Anaheim	3.25	6.20	
Ar Long Beach	3.50	6.45 WED	
Ar San Pedro (P.S.T.)			

Equipment for Page 14

★ NO. 9—Streamliner CITY OF ST. LOUIS—DAILY

Wabash 9 to Kansas City; No. 9 to Los Angeles.
 Club Lounge Car ☉ St. Louis to Los Angeles.
 Standard Sleeping Cars..... St. Louis to Los Angeles—12 Rmte., 4 Double Bdrm.
 St. Louis to Green River—6 Sections, 6 Roomettes, 4
 Double Bedrooms (No. 27 to San Francisco).
 St. Louis to Green River—6 Sections, 6 Roomettes, 4
 Double Bedrooms (No. 11-450 to Seattle).
 Kansas City to Denver—6 Sections, 6 Roomettes,
 4 Double Bedrooms.
 Cheyenne to Los Angeles—6 Sections, 6 Roomettes, 4
 Double Bedrooms (No. 11 from Omaha).
 Salt Lake City to Cedar City—8 Sec., 1 D.R., 2 Compts.
 (No. 301 beyond Milford—Summer Season Only).
 Cedar City to Los Angeles—10 Sections, D.R. Compts,
 (No. 302 to Milford—Summer Season Only).

Reclining Seat Coaches... St. Louis to Los Angeles.
 St. Louis to Los Angeles (leg rest seats).
 St. Louis to Green River (leg rest seats—No. 11 to
 Portland).
 St. Louis to Ogden (leg rest seats—No. 27 to San
 Francisco).
 Gr. River to Los Angeles (from Omaha) (not reserved).
 Las Vegas to Los Angeles (Not reserved).
 A la carte and club or table d'hote service.

Dining Car.....

★ NO. 37—PONY EXPRESS—DAILY

Club Lounge Car ☉ Denver to Los Angeles.
 Standard Sleeping Cars..... Kans. City to Los Angs.—12 Sec., D.R. (open 10.00 p.m.).
 Denver to Salt Lake—6 Sec., 6 Rmte., 4 Dbl. Bdrms.
 Denver to Salt Lake City—10 Sec., 1 D.R., 1 Compt.
 Salt Lake City to Los Angeles—10 Roomettes, 6
 Double Bedrooms (No. 30 from Butte).
 Ogden to Los Angeles—10 Sections, 3 Double Bed-
 rooms (No. 23 from Chicago).
 Ogden to Los Angeles—14 Sec. (No. 23 from Chicago).
 Las Vegas to Los Angeles—8 Sec., D.R., 3 Dbl. Bdrms.
 Reclining Seat Coaches... Kansas City and Salt Lake City to Los Angeles.
 Kansas City to Ogden (S. P. No. 23 to San Francisco).
 Dining Car..... East of Las Vegas—a la carte and club or table d'hote.

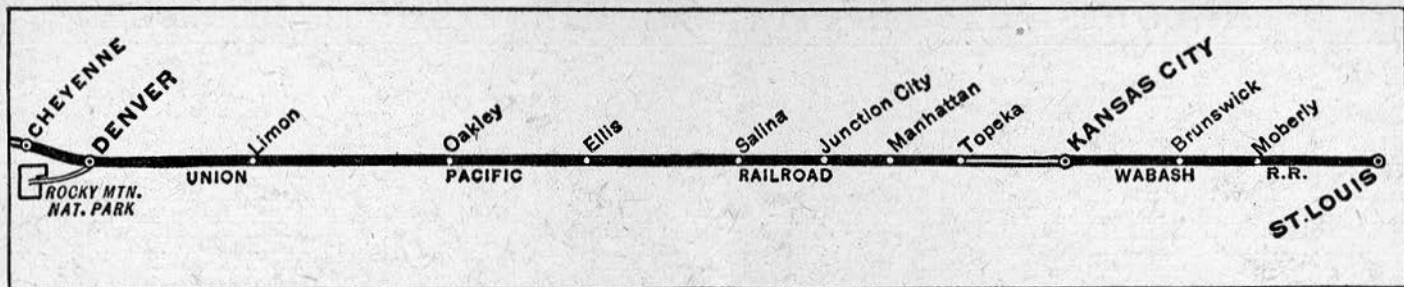
Footnotes for Page 14

- ☉ Club lounge cars are for the exclusive use of standard sleeping car passengers.
- ★ Regularly assigned through cars air-conditioned. (f) Stops only on signal.
- Motor Bus between Lund and Cedar City. ☐ Conditional stop; see Table 24.
- Motor bus connections with main line trains at East Los Angeles. See tables 7, 8 and 9 for complete information on bus schedules to and from East Los Angeles.
- (C.T.) Central time. (M.T.) Mountain time. (P.T.) Pacific time.
- Time from 12.01 midnight to 12.00 noon shown in light face type.
- Time from 12.01 noon to 12.00 midnight shown in heavy face type.



Union Pacific Motor Coach Service TO AND FROM EAST LOS ANGELES, CALIF.

- The Union Pacific maintains a passenger station at East Los Angeles, from which it operates motor coaches direct to Glendale, Pasadena, Alhambra, San Pedro, Long Beach, Anaheim, Fullerton, La Habra, Whittier and intermediate points. See Tables 7, 8 and 9 on page 31 for local schedules of all motor coaches.
- Passengers ticketed for those places may leave train at East Los Angeles where waiting motor coaches will take them direct to destination without extra charge. Baggage too, can be checked through to any of those places. These motor coaches also deliver eastbound passengers to the East Los Angeles station.



LOS ANGELES to KANSAS CITY and ST. LOUIS via Denver

	Table D Condensed Schedules All Trains Daily		Streamliner City of St. Louis 10 Example		Pony Express 38 Example	
	Rate	Day	Rate	Day	Rate	Day
Lv San Pedro (P.S.T.)	8.50	SUN	5.50	SUN		
Lv Long Beach	9.25	"	6.25	"		
Lv Anaheim	9.20	"	6.20	"		
Lv Glendale (City)	9.25	"	6.25	"		
Lv Pasadena	9.50	"	6.50	"		
Lv Alhambra	10.05	SUN	7.05	SUN		
Lv Los Angeles (P.S.T.)	10.30	SUN	7.30	SUN		
" East Los Angeles	10.50	"	7.50	"		
" Riverside	11.55	"	9.15	"		
" San Bernardino	12.20	"	9.55	SUN		
" Barstow	2.25	"	12.10	MON		
" Las Vegas	6.30	"	5.40	"		
Lv Caliente (P.S.T.)	9.10	SUN	8.40	"		
Ar Lund (M.S.T.)	12.10	MON	11.50	MON		
Ar Cedar City	3.45	MON	12.55	MON		
Lv Cedar City	10.45	SUN	10.20	MON		
Lv Lund (M.S.T.)	12.10	MON	11.50	MON		
" Milford	12.55	"	12.40	"		
Ar Salt Lake City	4.40	"	5.15	"		
Lv Salt Lake City	5.00	"	5.45	"		
Ar Ogden	5.50	"	6.40	"		
Lv Ogden	6.40	"	7.10	"		
" Evanston	8.29	"	8.57	"		
" Green River	10.50	"	11.10	MON		
" Rawlins	1.11	"	1.55	TUE		
" Laramie	3.10	"	4.15	"		
Ar Cheyenne	Runs	Via	Runs	Via		
Lv Cheyenne	2.45	Bo	8.00	Bo		
" La Salle	4.15	Cut	8.50	off		
Ar Denver	6.20	"	1.50	TUE		
Lv Denver	6.45	MON	3.15	"		
" Oakley	10.51	TUE	4.25	"		
" Salina	1.10	"	6.55	"		
" Junction City	3.10	"	8.15	"		
" Manhattan	4.12	"	8.50	"		
" Topeka	4.37	"	9.46	"		
" Lawrence	5.27	"	10.15	"		
Ar Kansas City	6.45	TUE	11.15	TUE		
Lv Kansas City (Wabash)	7.00	TUE	11.59	TUE		
Ar St. Louis (C.T.)	11.59	TUE	7.35	WED		

Equipment for Page 15

★ NO. 10—Streamliner CITY OF ST. LOUIS—DAILY

No. 10 to Kansas City; Wabash 10 to St. Louis.

Club Lounge Car ⊙ Los Angeles to St. Louis.
 Standard Sleeping Cars Los Angeles to St. Louis—12 Rmte., 4 Dbl. Bdrm.
 Double Bedrooms (No. 12 through to Omaha).
 Los Angeles to Cedar City—10 Sec., D.R., Compts. (No. 309 Milford to Cedar City—Summer Season Only).
 Cedar City to Salt Lake City—8 Sec., D.R., Compts. (No. 310 to Milford—Summer Season Only).
 Green River to St. Louis—6 Sections, 6 Roomettes, 4 Double Bedrooms (No. 402-12 from Seattle).
 Ogden to St. Louis—6 Sections, 6 Roomettes, 4 Double Bedrooms (No. 28 from San Francisco).
 Denver to Kansas City—6 Sections, 6 Roomettes, 4 Double Bedrooms.

Reclining Seat Coaches Los Angeles to St. Louis.
 Los Angeles to St. Louis (leg rest seats).
 Gr. River to St. Louis (leg rest seats—No. 12 from Port).
 Ogden to St. Louis (leg rest seats—No. 28 from San Francisco).

Dining Car Los Angeles to Green River (for Omaha) (not reserved).
 Los Angeles to Las Vegas (not reserved).
 A la carte and club or table d'hote service.

★ NO. 38—PONY EXPRESS—DAILY

Club Lounge Car ⊙ Los Angeles to Denver.
 Standard Sleeping Cars Los Angeles to Kansas City—12 Sections, D. R.
 Los Angeles to Ogden—10 Sec., 3 Dbl. Bdrms. (No. 24 to Chicago).
 Los Angeles to Ogden—14 Sections (No. 24 to Chicago).
 Los Angeles to Salt Lake City—10 Roomettes, 6 Double Bedrooms (No. 29 through to Butte).
 Los Angeles to Las Vegas—8 Sec., D.R., 3 Dbl. Bdrms.
 Salt Lake City to Denver—6 Sections, 6 Roomettes, 4 Double Bedrooms.
 Salt Lake City to Denver—10 Sec., 1 D.R., 1 Compt.
 Ogden to Denver—12 Sections, D. R. (S.P. 24 from San Francisco).

Reclining Seat Coaches Los Angeles to Salt Lake City and Kansas City.
 Ogden to Kansas City (S.P. 24 from San Francisco).
 Dining Car East of Las Vegas—a la carte and club or table d'hote.

Footnotes for Page 15

- ⊙ Club lounge cars are for the exclusive use of standard sleeping car passengers.
- ★ Regularly assigned through cars air-conditioned. (f) Stops only on signal.
- ▲ Motor Bus between Lund and Cedar City. ⊕ Conditional stop; see Table 24.
- ♦ Motor bus connections with main line trains at East Los Angeles. See Tables 7, 8 and 9 for complete information on bus schedules to and from East Los Angeles.
- (C.T.) Central time. (M.T.) Mountain time. (P.T.) Pacific time.

Time from 12.01 midnight to 12.00 noon shown in light face type.
 Time from 12.01 noon to 12.00 midnight shown in heavy face type.

Advantages of

COAST-TO-COAST SLEEPING CAR SERVICE

- The schedules shown in Tables on pages 6 and 7 of this folder provide a convenient service for the coast-to-coast traveler, at No Extra Fare.
- This service eliminates the necessity of changing trains or transferring from one station to another in Chicago.

It gives the traveler a choice of two fine routes between the Atlantic Coast and Chicago, and the service of the famous Overland Route between Chicago and California.

For Dependable Transportation—Be Specific, Say "UNION PACIFIC"

ST. LOUIS—KANSAS CITY—SAN FRANCISCO via Denver

		Pony Express-Gold Coast 37-23 Example		Streamliner City of St. Louis-San Francisco Overland 9-27 Example		Table E Condensed Schedules All Trains Daily		San Francisco Overland-Streamliner City of St. Louis 24-10 Example		Gold Coast-Pony Express 24-38 Example	
		4.00 SUN	4.00 SUN	4.00 SUN	4.00 SUN	Wabash		11.59 TUE	7.35 WED		
		9.00 SUN	9.00 SUN	9.00 SUN	9.00 SUN	St. Louis (C.S.T.) Mo. Ar		7.00 TUE	11.59 TUE		
		11.30 SUN	9.30 SUN	9.30 SUN	9.30 SUN	Kansas City Ar		6.45 TUE	11.15 TUE		
		12.30 MON	10.37 " " "	10.37 " " "	10.37 " " "	Kansas City Union Pacific Mo. Ar		6.45 TUE	11.15 TUE		
		1.15 " "	10.37 " " "	10.37 " " "	10.37 " " "	Lawrence Kan. Lv		6.45 TUE	11.15 TUE		
		2.20 " "	11.27 " " "	11.27 " " "	11.27 " " "	Topeka " " "		5.27 " "	9.46 " "		
		3.15 " "	11.55 SUN	11.55 SUN	11.55 SUN	Manhattan " " "		4.37 " "	8.50 " "		
		3.50 " "	11.55 SUN	11.55 SUN	11.55 SUN	Junction City " " "		4.12 " "	8.15 " "		
		4.50 " "	12.45 " "	12.45 " "	12.45 " "	Ablene " " "		3.10 " "	7.25 " "		
		7.00 " "	2.24 " "	2.24 " "	2.24 " "	Salina " " "		1.24 " "	4.45 " "		
		8.00 " "	2.49 " "	2.49 " "	2.49 " "	Hays " " "		1.10 " "	4.25 " "		
		9.20 " "	3.08 " "	3.08 " "	3.08 " "	Ellis (C.S.T.) " " "		12.01 TUE	3.15 " "		
		10.35 " "	3.58 " "	3.58 " "	3.58 " "	Ellis (M.S.T.) " " "		10.51 MON	1.50 " "		
		1.18 " "	5.55 " "	5.55 " "	5.55 " "	Oakley Kan. " "		10.05 " "	12.55 " "		
		3.30 " "	7.45 " "	7.45 " "	7.45 " "	Sharon Springs " " "		8.12 " "	10.30 " "		
		5.30 " "	8.10 " "	8.10 " "	8.10 " "	Limon " " "		6.45 " "	8.50 " "		
		6.22 " "	9.03 " "	9.03 " "	9.03 " "	Denver Colo. Ar		6.20 MON	8.00 TUE		
		6.34 MON	9.13 MON	9.13 MON	9.13 MON	Denver " " "		5.04 MON	6.19 TUE		
		9.10 MON	11.20 MON	11.20 MON	11.20 MON	LaSalle " " "		Cut-off	Cut-off		
		11.45 MON	1.19 " "	1.19 " "	1.19 " "	Cheyenne Wyo. Lv		Via Borie	Via Borie		
		2.05 TUE	4.40 " "	4.40 " "	4.40 " "	Cheyenne " " "		3.10 MON	4.15 TUE		
		2.45 " "	6.47 " "	6.47 " "	6.47 " "	Laramie " " "		1.11 " "	1.55 TUE		
		4.50 " "	8.33 MON	8.33 MON	8.33 MON	Rawlins " " "		10.50 " "	11.32 MON		
		6.35 TUE	8.00 MON	8.00 MON	8.00 MON	Rock Springs " " "		8.29 " "	8.57 " "		
		6.20 TUE	8.00 MON	8.00 MON	8.00 MON	Green River " " "		6.40 MON	7.10 MON		
		8.00 TUE	9.00 TUE	9.00 TUE	9.00 TUE	Evanston Wyo. " "		7.50 MON	9.20 MON		
		10.40 " "	6.41 " "	6.41 " "	6.41 " "	Ogden (M.S.T.) Utah Ar		5.55 MON	6.30 MON		
		11.45 " "	7.37 " "	7.37 " "	7.37 " "	Reno (P.S.T.) Nev. Lv		6.09 SUN	2.55 " "		
		4.35 WED	11.40 " "	11.40 " "	11.40 " "	Truckee Cal. " "		5.02 " "	1.35 MON		
		6.38 " "	1.25 " "	1.25 " "	1.25 " "	Sacramento " " "		1.10 " "	9.15 SUN		
		6.49 " "	1.35 " "	1.35 " "	1.35 " "	Berkeley " " "		11.16 " "	6.49 " "		
		7.00 " "	1.45 " "	1.45 " "	1.45 " "	Oakland (16th St.) " " "		11.08 " "	6.39 " "		
		7.35 WED	2.20 TUE	2.20 TUE	2.20 TUE	Oakland Pier " " "		11.00 " "	6.30 " "		
						San Francisco (P.S.T.) Cal. Lv		10.30 SUN	6.00 SUN		
						Salt Lake City (M.T.) " Ar					
						Southern Pacific					
						Ogden (M.S.T.) Utah Ar					
						Reno (P.S.T.) Nev. Lv					
						Truckee Cal. " "					
						Sacramento " " "					
						Berkeley " " "					
						Oakland (16th St.) " " "					
						Oakland Pier " " "					
						San Francisco (P.S.T.) Cal. Lv					

Equipment for Page 16

★ NO. 9-3-27—*Streamliner*—CITY OF ST. LOUIS—SAN FRANCISCO OVERLAND—DAILY

Wabash No. 9 to Kansas City; No. 9 to Green River; No. 27 to Ogden; S. P. No. 27 to San Francisco.

Club Lounge Service @ St. Louis to San Francisco.
Standard Sleeping Cars St. Louis to San Francisco—6 Sections, 6 Roomettes, 4 Double Bedrooms.

St. Louis to Green River—6 Sections, 6 Roomettes, 4 Double Bedrooms (No. 11-459 to Seattle).
St. Louis to Green River—12 Roomettes 4 Double Bedrooms (No. 9 to Los Angeles).
Kansas City to Denver—6 Sections, 6 Roomettes, 4 Double Bedrooms.
Salt Lake City to San Francisco—6 Sections, 6 Roomettes, 4 Double Bedrooms. (No. 29 to Ogden).

Reclining Seat Coaches St. Louis to San Francisco (leg rest seats).
(All Seats Reserved) St. Louis to Green River (No. 9 to Los Angeles).
St. Louis to Los Angeles (leg rest seats).
St. Louis to Green River (No. 11 to Portland—leg rest seats).

Dining Car A la carte and club or table d'hote service.

★ NO. 37-23—PONY EXPRESS—GOLD COAST—DAILY

No. 37 to Ogden; S. P. No. 23 to San Francisco.

Club Lounge Service @ Denver to San Francisco.
Standard Sleeping Cars Kansas City to Ogden—12 Sections, D. R. (No. 37 to Los Angeles—open 10.00 p.m.).
Kansas City to Denver—10 Sections, 1 Drawing-room, Compartments (No. 17 through to Portland).
Denver to San Francisco—12 Sections, D. R.
Denver to Ogden—6 Sections, 6 Roomettes, 4 Double Bedrooms (No. 37 to Salt Lake City).
Denver to Ogden—10 Sections, 1 Drawing-room, 1 Compartment (No. 37 to Salt Lake City).

Reclining Seat Coach Kansas City to San Francisco.
Dining Car A la carte and club or table d'hote service.

★ NO. 28-10—SAN FRANCISCO OVERLAND—*Streamliner* CITY OF ST. LOUIS—DAILY

S. P. No. 28 to Ogden; No. 10 to Kansas City; Wabash No. 10 to St. Louis

Club Lounge Service @ San Francisco to St. Louis.
Standard Sleeping Cars San Francisco to St. Louis—6 Sections, 6 Roomettes, 4 Double Bedrooms.

San Francisco to Salt Lake City—6 Sections, 6 Roomettes, 4 Double Bedrooms. (No. 30 south of Ogden).
Ogden to St. Louis—12 Roomettes, 4 Double Bedrooms (No. 10 from Los Angeles).
Green River to St. Louis—6 Sections, 6 Roomettes, 4 Double Bedrooms (Nos. 402-12 from Seattle).
Denver to Kansas City—6 Sections, 6 Roomettes, 4 Double Bedrooms.

Reclining Seat Coaches San Francisco to St. Louis (leg rest seats).
(All Seats Reserved) Ogden to St. Louis (leg rest seats—No. 9 from Los Ang).
Ogden to St. Louis (No. 9 from Los Angeles).
Green River to St. Louis (leg rest seats—No. 12 from Portland).

Dining Car A la carte and club or table d'hote service.

★ NO. 24-38—GOLD COAST—PONY EXPRESS—DAILY

S. P. No. 24 to Ogden; No. 38 to Kansas City.

Club Lounge Service @ San Francisco to Denver.
Standard Sleeping Cars Ogden to Kansas City—12 Sections, D. R. (No. 38 from Los Angeles).

San Francisco to Denver—12 Sections, D. R.
Ogden to Denver—6 Sections, 6 Roomettes, 4 Double Bedrooms (No. 38 from Salt Lake City).
Ogden to Denver—10 Sections, 1 Drawing-room, 1 Compartment (No. 38 from Salt Lake City).

Reclining Seat Coach San Francisco to Kansas City.
Dining Car A la carte and club or table d'hote service.

Footnotes for Page 16

© Club lounge cars are for the exclusive use of standard sleeping car passengers.
□ Conditional stop; see table 24. □ Conditional stop; see table 30.
★ Regularly assigned through cars air-conditioned. (f) Stops only on signal.

(C.S.T.) Central standard time; (M.S.T.) Mountain standard time; (P.S.T.) Pacific standard time
Time from 12.01 midnight to 12.00 noon shown in light face type.
Time from 12.01 noon to 12.00 midnight shown in heavy face type.

ST. LOUIS—KANSAS CITY—PORTLAND—SEATTLE via Denver

		Pony Express-Portland Rose 37-17 Example	Steamliner City of St. L. Idahoan 9-11 Example	Table F Condensed Schedules All Trains Daily		Idahoan-Streamliner City of St. L. 12-10 Example	Portland Rose-Pony Express 18-38 Example		
		4.00 SUN	4.00 SUN	Lv	St. Louis (Wabash) (C.S.T.) Mo.	11.59 WED	7.35 WED		
		9.00 SUN	9.00 SUN	Ar	Kansas City	7.00 WED	11.59 WED		
		11.30 SUN	9.30 SUN	Lv	Kansas City (Union Pacific) Mo.	6.45 WED	11.15 TUE		
		12.30 MON	10.37 MON	Ar	Lawrence Kan.	5.27 " "	10.15 " "		
		1.15 " "	11.27 TUE	Ar	Topeka " "	4.37 " "	9.46 " "		
		2.20 " "	11.55 SUN	Lv	Manhattan " "	4.12 " "	8.50 " "		
		3.15 " "	12.45 MON	Ar	Junction City " "	3.10 " "	8.15 " "		
		4.50 " "	1.58 TUE	Ar	Salina (C.S.T.) " "	12.01 WED	6.55 " "		
		7.30 " "	3.08 WED	Ar	Ellis (M.S.T.) Kan.	10.51 TUE	3.15 " "		
		9.20 " "	7.45 THU	Ar	Oakley Colo.	6.45 " "	1.50 " "		
		3.30 MON	8.10 TUE	Lv	Denver	6.20 " "	8.50 " "		
		5.35 MON	9.25 MON	Via Borie Cut-off	Cheyenne Wyo.	3.10 " "	8.10 TUE		
		10.50 MON	11.20 TUE	Via Borie Cut-off	Cheyenne Wyo.	1.11 " "	4.25 TUE		
			12.05 TUE	Ar	Laramie " "	10.50 " "	2.05 TUE		
			3.25 WED	Ar	Rawlins " "	8.27 " "	11.25 MON		
			5.00 THU	Ar	Green River " "	4.10 TUE	9.41 " "		
			9.20 TUE	Ar	Kemmerer Wyo.	7.30 MON	5.25 MON		
			9.45 MON	Ar	Pocatello Ida.	3.40 TUE	5.05 MON		
			7.30 MON	Ar	West Yellowstone " "	2.30 " "	3.55 " "		
			9.50 TUE	Ar	West Yellowstone " "	1.35 TUE	3.00 MON		
			11.05 TUE	Ar	Pocatello " "	1.30 TUE	2.55 MON		
			11.55 TUE	Ar	Minidoka " "	11.30 MON	12.55 MON		
			12.00 TUE	Ar	Shoshone " "	3.40 TUE	5.05 MON		
			2.00 TUE	Ar	Sun Valley (Ketchum) " "	1.40 TUE	3.05 MON		
			9.50 TUE	Ar	Sun Valley (Ketchum) " "	1.35 TUE	3.00 MON		
			11.50 TUE	Ar	Shoshone " "	10.25 MON	12.10 " "		
			11.55 TUE	Ar	Shoshone " "	7.30 " "	9.40 " "		
			3.10 TUE	Ar	Boise Ida.	6.20 " "	8.30 " "		
			5.55 " "	Ar	Huntington (M.S.T.) Ore.	4.57 " "	7.05 " "		
			5.05 " "	Ar	Huntington (P.S.T.) Ore.	1.10 " "	3.15 " "		
			6.35 " "	Ar	Baker " "	10.15 " "	-12.05 MON		
			11.20 TUE	Ar	Pendleton " "	9.38 " "	11.28 SUN		
			3.25 WED	Ar	The Dalles " "	8.10 MON	10.00 SUN		
			4.05 WED	Ar	Hood River " "	6.45 MON	9.15 SUN		
			6.00 WED	Ar	Portland " "	1.15 MON	5.52 " "		
			8.00 WED	Ar	Portland Ore.	11.45 SUN	4.45 SUN		
			11.01 " "	Ar	Tacoma Wash.				
			11.59 WED	Ar	Seattle (P.S.T.) Wash.				
				Ar	Seattle (P.S.T.) Wash.				

Equipment for Page 17

★ NO. 9-11—Streamliner CITY OF ST. LOUIS—IDAHOAN—DAILY

Wabash 9 to Kansas City; No. 9 to Green River; No. 11 to Portland; No. 459 to Seattle.

Club Lounge Service @ St. Louis to Portland.
 Standard Sleeping Cars St. Louis to Seattle—6 Sec., 6 Rmte., 4 Dbl. Bdrm.
 St. Louis to Green River—12 Roomettes, 4 Double Bedrooms (No. 9 to Los Angeles).
 St. Louis to Green River—6 Sections, 6 Roomettes, 4 Double Bedrooms (No. 27 to San Francisco).
 Kansas City to Denver—6 Sec., 6 Rmte., 4 Dbl. Bdrm.
 Green River to West Yellowstone—10 Sections., D. R., Compts. (C&NW-UP Chicago to Green River; No. 11 to Pocatello; No. 35 beyond—Summer Season only).
 Compts. (C&NW No. 27 to Omaha; No. 27 to Green River; No. 35 beyond Pocatello—Summer Season only).
 Pocatello to Portland—10 Sections, 1 Drawing-room, 1 Compartment (No. 31 from Salt Lake City).

Reclining Seat Coaches St. Louis to Portland (leg rest seats—all reserved).
 St. Louis to Green River (No. 9 to Los Angeles).
 St. Louis to Green River (No. 9 to Los Angeles—leg rest seats—all reserved).
 St. Louis to Green River (No. 27 to San Francisco—leg rest seats—all reserved).
 Green River to Portland (No. 11 from Omaha—not reserved).
 Pocatello to Portland (31 from S.L. City—not resvd).
 Dining Car A la carte and club or table d'hote service.

★ NO. 37-17—PONY EXPRESS—PORTLAND ROSE—DAILY

No. 37 to Denver; No. 17 to Portland.

Club Lounge Car @ Denver to Portland.
 Standard Sleeping Cars Kansas City to Portland—10 Sections, 1 Drawing-room, 2 Compartments (open 10:00 p.m.).
 Kansas City to Denver—12 Sec., D. R. (No. 37 to L.A.) (open 10:00 p.m.).
 Denver to Portland—6 Sections, 6 Roomettes, 4 Double Bedrooms.

Reclining Seat Coaches Kansas City to Portland and Denver to Portland.
 Dining Car East of Pendleton a la carte and club or table d'hote.

★ NO. 12-10—IDAHOAN—Streamliner CITY OF ST. LOUIS—DAILY

No. 402 to Portland; No. 12 to Green River; No. 10 to Kansas City; Wabash No. 10 to St. Louis.

Club Lounge Service @ Portland to St. Louis.
 Standard Sleeping Cars Seattle to St. Louis—6 Sec., 6 Rmte., 4 Dbl. Bdrm.
 Portland to Pocatello—10 Sec., D. R., Compt., (No. 32 to Salt Lake City).
 Green River to St. Louis—12 Roomettes, 4 Double Bedrooms (No. 10 from Los Angeles).
 Ogden to St. Louis—6 Sections, 6 Roomettes, 4 Dbl. Bedrooms (No. 28 from San Francisco).
 Denver to Kansas City—6 Sections, 6 Roomettes, 4 Double Bedrooms.
 West Yellowstone to Green River—10 Sections, D. R., Compartments (No. 36 to Pocatello; No. 12 to Green River; No. 28 to Cheyenne and Chicago—Summer only).

Reclining Seat Coaches Portland to St. Louis (Leg Rest seats—all reserved).
 Portland to Pocatello (No. 32 to Salt Lake City—not reserved).
 Portland to Green River (No. 12 through to Omaha—not reserved).
 Green River to St. Louis (No. 10 from Los Angeles—leg rest seats—all reserved).
 Green River to St. Louis (No. 10 from Los Angeles—all reserved).
 Ogden to St. Louis (No. 28 from San Francisco—leg rest seats—all reserved).
 Dining Car A la carte and club or table d'hote service.

★ NO. 18-38—PORTLAND ROSE—PONY EXPRESS—DAILY

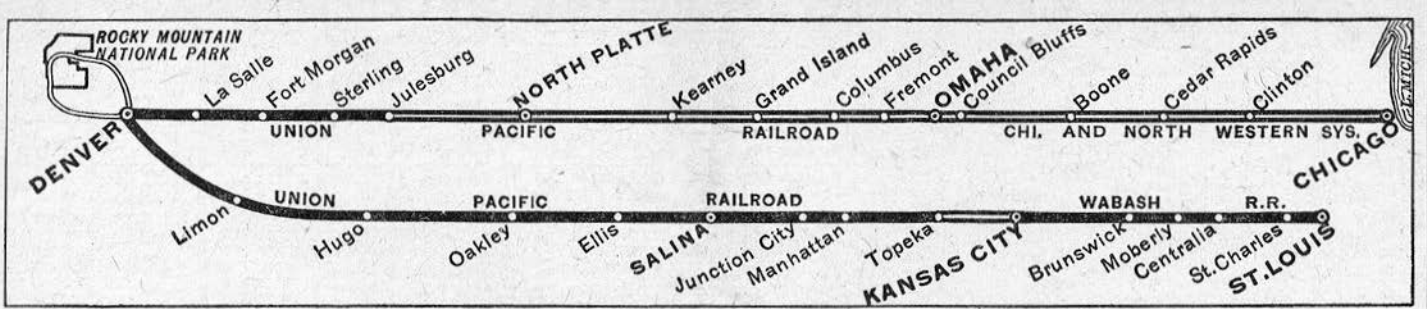
No. 18 to Denver; No. 38 to Kansas City.

Club Lounge Car @ Portland to Denver.
 Standard Sleeping Cars Portland to Kansas City—10 sections, 1 Drawing-room, 2 Compartments.
 Portland to Denver—6 Sections, 6 Roomettes, 4 Double Bedrooms.
 Denver to Kans. C.—12 Sec., D. R., (No. 38 from L.A.).
 Reclining Seat Coaches Portland to Kansas City and Portland to Denver.
 Dining Car East of Pendleton—a la carte and club or table d'hote service.

Footnotes for Page 17

★ Regularly assigned through cars air conditioned. ☐ Conditional stop; see Table 24.
 ☉ Club lounge cars are for the exclusive use of standard sleeping car passengers
 ☊ West Yellowstone, Montana, is gateway to Yellowstone National Park. Service during summer season only, June 18 through September 6.

♦ Motor bus. This service is provided passengers arriving or departing Shoshone and holding through rail tickets to and from Sun Valley or Ketchum, Idaho.
 % Daily train No. 457.
 ^ Daily train No. 459.
 • Daily train No. 402.
 ◦ Daily train No. 458.



CHICAGO-MINNEAPOLIS-OMAHA-DENVER

		Streamliner City of Denver 111 Example		National Parks Special 11-85 Example		National Parks Special 1-85 Summer Season Only	
		Ar	Lv	Ar	Lv	Ar	Lv
C. & N. W.							
Lv	Chicago (C.S.T.)	4.00	SUN			12.01	SUN
Ar	Omaha	11.40	SUN			9.00	SUN
C. & N. W.							
Lv	Minneapolis (C.S.T.)	11.40	SUN	11.40	SUN	11.40	SUN
"	St. Paul	12.10	"	12.10	"	12.10	"
"	Sloux City	6.25	"	6.25	"	6.25	"
Ar	Omaha	8.40	SUN	8.40	SUN	8.40	SUN
Union Pacific							
Lv	Omaha (C.S.T.)	11.50	SUN	9.30	SUN	9.35	SUN
"	Fremont		MON	10.30	"	10.19	"
"	Schuyler		"	11.03	"	11.01	"
"	Columbus	1.02	"	11.28	SUN	11.01	"
"	Central City		"	12.19	MON	12.15	MON
"	Grand Island	1.57	"	1.00	"	12.15	MON
"	Kearney	2.35	"	1.55	"	12.54	"
"	Lexington		"	2.39	"		"
Ar	North Platte (C.S.T.)	3.55	"	4.10	"	2.30	MON
Lv	North Platte (M.S.T.)	3.00	"	3.45	"	2.00	MON
"	Ogallala		"	5.15	"	3.25	"
"	Julesburg	f 4.10	"	6.25	"	4.35	MON
"	Sterling	5.05	"	f 7.10	"	f 5.20	"
"	Fort Morgan		"	8.13	"	6.20	"
"	La Salle	6.34	"	9.15	MON	7.20	MON
Ar	Denver (M.S.T.)	7.30	MON				

Equipment for Table G

★ NO. 111—Streamliner CITY OF DENVER—DAILY
Train runs via C. & N. W. to Omaha; thence U. P.

Club Lounge Car ⊗ Chicago to Denver (Radio).
Observation Sleeping Car ⊗ Chicago to Denver—6 Double Bedrooms.
Standard Sleeping Cars Chicago to Denver—Drawing-room, Compts., Bed-rooms, Roomettes, Sections (4 cars).
Reclining Seat Coaches Chicago to Denver (2 cars—all seats reserved).
Dining Car A la carte and club or table d'hote service.

★ NO. 85—NATIONAL PARKS SPECIAL—DAILY
No. 11 to North Platte; No. 85 to Denver.

Standard Sleeping Cars Omaha to Denver—12 Sections, 2 Double Bedrooms.
Reclining Seat Coaches Omaha to Denver (not reserved).
Cafe Lounge Car A la carte and club or table d'hote service. North Platte to Denver.

★ NO. 1-85 NATIONAL PARKS SPECIAL—(Summer Service)
Train runs via C. & N. W. No. 1 to Omaha; thence U. P.

Club Lounge Service ⊗ Chicago to Denver.
Standard Sleeping Cars Chicago to Denver—8 Sections, 5 Double Bedrooms.
Omaha to Denver—12 Sections, 2 Double Bedrooms.
Reclining Seat Coach Chicago to Denver (all seats reserved).
Omaha to Denver (not reserved).
Dining Car A la carte and club or table d'hote service.

DENVER-OMAHA-MINNEAPOLIS-CHICAGO

		Streamliner City of Denver 112 Example		National Parks Special 86-12 Example		National Parks Special 86-2 Summer Season Only	
		Ar	Lv	Ar	Lv	Ar	Lv
Union Pacific							
Lv	Denver (M.S.T.)	3.30	SUN	6.00	SUN	5.00	SUN
"	La Salle	4.18	"	6.57	"	6.10	"
"	Fort Morgan		"		"		"
"	Sterling	5.37	"	8.42	"	7.50	"
"	Julesburg	6.27	"	9.55	"	8.50	"
"	Ogallala		"		"		"
Ar	North Platte (M.S.T.)	7.32	"	11.15	SUN	10.10	"
Lv	North Platte (C.S.T.)	8.37	"	12.45	MON	11.25	SUN
"	Lexington		"	1.55	"	12.47	MON
"	Kearney	9.50	"	2.39	"	1.40	"
"	Grand Island	10.27	"	3.50	"		"
"	Central City		"	4.15	"		"
"	Columbus	11.19	"	5.10	"	2.40	"
"	Schuyler		"	5.30	"		"
"	Fremont		SUN	6.08	"	3.28	"
Ar	Omaha (C.S.T.)	12.35	MON	7.00	MON	4.10	MON
C. & N. W.							
Lv	Omaha	12.45	MON	11.00	MON	4.30	MON
Ar	Chicago (C.S.T.)	8.35	MON	8.00	MON	2.00	MON
C. & N. W.							
Lv	Omaha		"	9.25	MON	9.25	MON
Ar	Sloux City		"	11.50	"	11.50	"
"	St. Paul		"	6.15	"	6.15	"
Ar	Minneapolis (C.S.T.)		"	6.50	MON	6.50	MON

Equipment for Table G

★ NO. 112—Streamliner CITY OF DENVER—DAILY
Train runs via C. & N. W. east of Omaha .

Club Lounge Car ⊗ Denver to Chicago (Radio).
Observation Sleeping Car ⊗ Denver to Chicago—6 Double Bedrooms.
Standard Sleeping Cars Denver to Chicago—Drawing-room, Compts., Bed-rooms, Roomettes, Sections (4 cars).
Reclining Seat Coaches Denver to Chicago (2 cars—all seats reserved).
Dining Car A la carte and club or table d'hote service.

★ NO. 86—NATIONAL PARKS SPECIAL—DAILY
No. 86 to North Platte; No. 12 to Omaha.

Standard Sleeping Cars Denver to Omaha—12 Sections, 2 Double Bedrooms. (Occupancy until 7:30 A. M.)
Cafe Lounge Car A la carte and club or table d'hote service. Denver to North Platte.
Reclining Seat Coaches Denver to Omaha (not reserved).

★ NO. 86-2 NATIONAL PARKS SPECIAL (Summer Service)
Train runs via C. & N. W. No. 2 east of Omaha.

Club Lounge Service ⊗ Denver to Chicago.
Standard Sleeping Car Denver to Omaha—8 Sections, 5 Double Bedrooms.
Denver to Omaha—12 Sections, 2 Double Bedrooms. (Occupancy until 7:30 a.m.)
Reclining Seat Coach Denver to Chicago (all seats reserved).
Denver to Omaha (not reserved).
Dining Car A la carte and club or table d'hote service.

Footnotes for Page 18

⊗ Club lounge cars are for the exclusive use of standard sleeping car passengers.
 ⊕ Conditional stop; see Tables 17 or 24.
 ★ Regularly assigned through cars air-conditioned.
 (C.S.T.) Central Standard time. (M.S.T.) Mountain Standard time.
 Time from 12.01 midnight to 12.00 noon shown in light face type.
 Time from 12.01 noon to 12.00 midnight shown in heavy face type.

ST. LOUIS—KANSAS CITY—DENVER

The Kansas 39 Example	Pony Express 37 Example	Strmliner City of St. Louis 9 Example	Table H Condensed Schedules All Trains Daily		Strmliner City of St. Louis 10 Example	Pony Express 38 Example	The Kansas 40 Example
	4.00 su	4.00 su	Ar	Wabash	11.59 mo	7.35 mo	
	9.00 "	9.00 "	Ar	ST. Louis (C.S.T.)	7.00 "	11.59 su	
			Lv	Kansas City Union Pacific			
6.30 su	11.30 "	9.30 "	Lv	Kansas City	6.45 "	11.15 "	10.30 su
6.37 "	11.38 "	"	Lv	Kansas City, Kans.	"	"	10.17 "
7.16 "	12.30 mo	"	Lv	Lawrence	"	10.15 "	9.35 "
7.51 "	1.15 "	10.37 "	Lv	Topeka	5.27 "	9.46 "	9.05 "
8.20 "	"	"	Lv	St. Marys	"	"	8.32 "
8.34 "	"	"	Lv	Wamego	"	"	8.16 "
8.50 "	2.20 "	11.27 "	Lv	Manhattan	4.37 "	8.50 "	7.58 "
9.25 "	2.45 "	"	Lv	Fort Riley	"	"	7.37 "
9.45 "	3.15 "	11.55 su	Lv	Junction City	4.12 "	8.15 "	7.31 "
	"	"	Lv	Chapman	"	"	"
	"	"	Lv	Detroit	"	"	"
10.17 "	3.50 "	"	Lv	Abilene	"	7.25 "	6.58 "
	"	"	Lv	Solomon	"	"	"
10.55 su	4.50 "	12.45 "	Lv	Salina	3.10 "	6.55 "	6.30 su
Ar	8.00 "	2.49 "	Ar	Ellis (C.S.T.)	1.10 "	4.25 "	
	7.30 "	1.58 "	Lv	Ellis (M.S.T.)	12.01 mo	3.15 "	
	9.20 "	3.08 "	Lv	Oakley	10.51 su	1.50 "	
	12.57 "	5.35 "	Lv	Hugo	8.30 "	10.55 "	
	1.18 "	5.55 "	Lv	Limon	8.12 "	10.30 "	
	3.30 mo	7.45 mo	Ar	Denver (M.S.T.)	6.45 su	8.50 su	

Equipment for Table H

★ NO. 9—Streamliner CITY OF ST. LOUIS—DAILY

Wabash 9 to Kansas City; U. P. 9 to Denver

Club Lounge Car ⊗ St. Louis to Denver.
Standard Sleeping Cars St. Louis to Denver—12 Roomettes, 4 Double Bedrooms (for Los Angeles).
Kansas City to Denver—6 Sections, 6 Roomettes, 4 Double Bedrooms.
Reclining Seat Coaches St. Louis to Denver (all reserved—for Los Angeles).
St. Louis to Denver (leg rest seats—all reserved—for Los Angeles).
Dining Car A la carte and club or table d'hote service.

★ NO. 37—PONY EXPRESS—DAILY

Standard Sleeping Cars Kansas City to Denver—12 Sec., D.R. (for L. A.) (open 10.00 p.m.).
Reclining Seat Coach Kansas City to Denver (for Los Angeles).
Dining Car A la carte and club or table d'hote service.

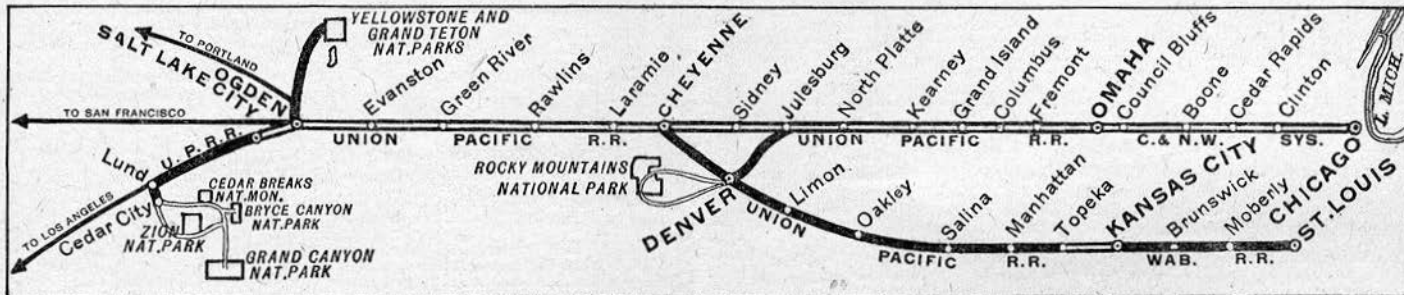
★ NO. 10—Streamliner CITY OF ST. LOUIS—DAILY

U. P. 10 to Kansas City; Wabash 10 to St. Louis.

Club Lounge Car ⊗ Denver to St. Louis.
Standard Sleeping Cars Denver to St. Louis—12 Roomettes, 4 Double Bedrooms (from Los Angeles).
Denver to Kansas City—6 Sections, 6 Roomettes, 4 Double Bedrooms.
Reclining Seat Coaches Denver to St. Louis (all reserved—from Los Angeles).
Denver to St. Louis (leg rest seats—all reserved—from Los Angeles).
Dining Car A la carte and club or table d'hote service.

★ NO. 38—PONY EXPRESS—DAILY

Standard Sleeping Cars Denver to Kansas City—12 Sec., D.R. (from L. A.).
Reclining Seat Coach Denver to Kansas City (from Los Angeles).
Dining Car A la carte and club or table d'hote service.



DENVER—SALT LAKE CITY

Local No. 57 Daily	Pony Express 37 Example	Strmliner City of St. Louis 9 Example	Table J Condensed Schedules All Trains Daily		Strmliner City of St. Louis 10 Example	Pony Express 38 Example	Local 52 Daily
8.15 su	5.30 su	8.10 su	Lv	Denver (M.S.T.)	6.20 su	8.00 mo	5.15 su
9.20 "	6.22 "	9.03 "	Ar	La Salle	"	"	4.15 "
10.50 su	Via Borie	Via Borie	Ar	Cheyenne	Via Borie	Via Borie	2.45 su
Ar	9.10 su	11.20 "	Lv	Laramie	3.10 "	4.15 mo	
	11.45 su	1.19 "	"	Rawlins	1.11 "	1.55 mo	
	2.45 mo	4.05 "	"	Green River	10.50 "	11.10 su	
	4.50 "	6.09 "	"	Evanston	1.11 "	1.55 mo	
	6.35 "	7.55 "	Ar	Ogden	6.40 "	8.57 "	
	8.00 mo	9.20 su	Ar	Salt Lake City	5.00 su	5.45 su	

Equipment for Table J

★ NO. 37—PONY EXPRESS—DAILY

Club Lounge Car ⊗ Denver to Salt Lake City.
Standard Sleeping Cars Denver to Salt Lake City—12 Sections, D.R. (for L.A.).
Denver to Salt Lake City—6 Sections, 6 Roomettes, 4 Double Bedrooms.
Reclining Seat Coaches Denver to Salt Lake City—10 Sec., D.R., Compt.
Denver to Salt Lake City (for Los Angeles).
Dining Car A la carte and club or table d'hote service.

★ NO. 9—CITY OF ST. LOUIS—DAILY

Club Lounge Car ⊗ Denver to Salt Lake City.
Standard Sleeping Cars Denver to Salt Lake City—12 Roomettes, 4 Double Bedrooms (for Los Angeles).
Reclining Seat Coaches Denver to Salt Lake City (all reserved—for Los Angeles).
Denver to Salt Lake City (leg rest seats—all reserved—for Los Angeles).
Dining Car A la carte and club or table d'hote service.

★ NO. 10—CITY OF ST. LOUIS—DAILY

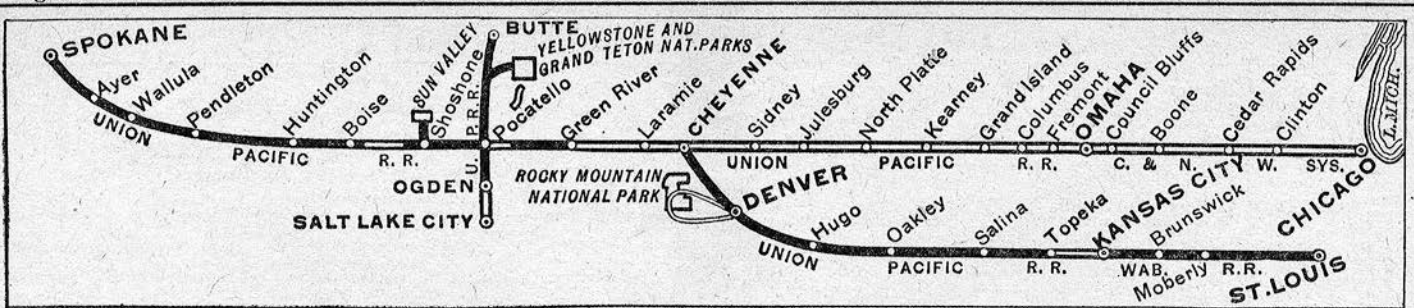
Club Lounge Car ⊗ Salt Lake City to Denver.
Standard Sleeping Cars Salt Lake City to Denver—12 Roomettes, 4 Double Bedrooms (from Los Angeles).
Reclining Seat Coaches Salt Lake City to Denver (all reserved—from Los Angeles).
Salt Lake City to Denver (leg rest seats—all reserved—from Los Angeles).
Dining Car A la carte and club or table d'hote service.

★ NO. 38—PONY EXPRESS—DAILY

Club Lounge Car ⊗ Salt Lake City to Denver.
Standard Sleeping Cars Salt Lake City to Denver—12 Sec., D.R. (from L.A.).
Salt Lake City to Denver—6 Sections, 6 Roomettes, 4 Double Bedrooms.
Reclining Seat Coaches Salt Lake City to Denver (from Los Angeles).
Dining Car Ala Carte and club or table d'hote service.

Footnotes for Page 19

⊗ Club lounge cars are for the exclusive use of standard sleeping car passengers.
★ Regularly assigned through cars air-conditioned. ⊕ Conditional stop; see Tables 17, 24 or 30.
(C.S.T.) Central Standard time. (M.S.T.) Mountain Standard time.
Time from 12.01 midnight to 12.00 noon shown in light face type. (f) stops only on signal.
Time from 12.01 noon to 12.00 midnight shown in heavy face type.



CHICAGO — OMAHA — SPOKANE

No. 105 - Bus Example	No. 23-17-62-20 Example	Table K Condensed Schedules All Trains Daily	No. 19-61-18-24 Example	Bus - No. 106 Example
5.30 SUN	8.00 SUN	Lv Chicago (C.T.) C. & N. W. Ar	8.15 WED	11.30 TUE
1.40 MON	8.20 MON	Lv Omaha (Union Pacific) Ar	7.50 TUE	3.00 TUE
5.25 "	2.15 "	Ar North Platte (C.T.) Lv	1.40 "	10.58 MON
4.30 "	1.25 "	Lv North Platte (M.T.) Ar	12.30 "	9.53 "
8.05 "	6.20 MON	Lv Cheyenne Ar	8.30 TUE	6.50 "
5.55 "	9.50 TUE	Lv Pocatello Ar	5.25 MON	8.55 "
9.40 MON	3.10 "	Lv Boise Ar	12.10 "	5.00 "
11.40 TUE	5.55 "	Ar Huntington (M.T.) Lv	9.40 "	3.05 "
10.40 MON	5.05 "	Lv Huntington (P.T.) Ar	8.30 "	2.05 MON
3.15 TUE	10.50 "	Ar Pendleton Lv	3.15 "	9.35 SUN
♦ 8.30 TUE	11.30 TUE	Lv Pendleton Ar	2.30 "	♦ 9.00 SUN
	2.00 WED	Ar Wallula Lv	12.35 MON	
	7.40 WED	Ar Yakima Lv	8.00 SUN	
♦ 10.02 TUE	5.15 WED	Ar Walla Walla Lv	10.15 SUN	♦ 7.30 SUN
	4.23 WED	Ar Ayer Lv	11.15 SUN	
♦ 1.32 TUE	8.25 WED	Ar Lewiston Lv	7.30 SUN	♦ 3.50 SUN
	8.50 WED	Ar Moscow Lv	6.45 SUN	
♦ 3.15 TUE	7.00 WED	Ar Spokane (P.T.) Lv	9.00 SUN	♦ 2.15 SUN

★ **NO. 23-17-62-20—GOLD COAST—PORTLAND ROSE—DAILY**
No. 23 to Green River; No. 17 to Pendleton; No. 62 to Wallula; No. 20 to Spokane.

Club Lounge Service ⊗ Chicago to Pendleton.
Standard Sleeping Cars Chicago to Pendleton—10 Sections, Drawing-room, Compartment (for Portland).
Pocatello to Spokane—10 Sections, 3 Double Bedrooms (No. 33 from Salt Lake City).
Reclining Seat Coaches Chicago to Pendleton (for Portland).
Green River to Pendleton (No. 37-17 Kansas City to Portland).
Pendleton to Wallula—Wallula to Spokane.
Dining Car A la carte and club or table d'hote service.

★ **NO. 19-61-18-24—PORTLAND ROSE—GOLD COAST—DAILY**
No. 19 to Wallula; No. 61 to Pendleton; No. 18 to Green River; No. 24 to Chicago
Club Lounge Service ⊗ Pendleton to Chicago.

Standard Sleeping Cars Pendleton to Chicago—10 Sections, Drawing-room, Compartment (from Portland).
Spokane to Pocatello—10 Sections, 3 Double Bedrooms (No. 34 to Salt Lake City).
Reclining Seat Coaches Spokane to Wallula—Wallula to Pendleton. Pendleton to Green River (No. 18-38 to Kansas City).
Pendleton to Chicago (from Portland).
Dining Car A la carte and club or table d'hote service.

★ **NO. 106—Streamliner. CITY OF PORTLAND—DAILY**
Bus to Pendleton; No. 106 to Chicago.

Club Lounge Car ⊗ Chicago to Pendleton (Radio, bath).
Standard Sleeping Cars Pendleton to Chicago—Drawing-rooms, Compts., Bedrooms, Roomettes, Sections.
Reclining Seat Coaches Pendleton to Chicago (leg rest seats—all reserved).
Cafe Lounge Car Moderately priced meals and lounge for coach passengers.
Dining Car A la carte and club or table d'hote service.

Equipment for Table K
★ **NO. 105—Streamliner. CITY OF PORTLAND—DAILY**
No. 105 to Pendleton; Bus to Spokane.
Club Lounge Car ⊗ Pendleton to Chicago (Radio, bath).
Standard Sleeping Cars Chicago to Pendleton—Drawing rooms, Compts., Bedrooms, Roomettes, Sections.
Reclining Seat Coaches Chicago to Pendleton (leg rest seats—all reserved).
Cafe Lounge Car Moderately priced meals and lounge for coach passengers.
Dining Car A la carte and club or table d'hote service.

ST. LOUIS — KANSAS CITY — SPOKANE

No. 37-17-62-20 Example	Table L Condensed Schedules All Trains Daily	No. 19-61-18-38 Example
4.00 SUN	Lv St. Louis (C.T.) Wabash Ar	7.35 WED
9.00 "	Ar Kansas City Lv	11.59 TUE
11.30 SUN	Lv Kansas City (Union Pacific) Ar	11.15 "
5.35 MON	" Denver (M.T.) Ar	8.10 TUE
9.50 TUE	" Pocatello Lv	5.25 MON
10.50 "	Ar Pendleton (P.T.) Lv	3.15 "
11.30 TUE	Lv Pendleton Ar	2.30 "
12.50 WED	Lv Umatilla Ar	1.20 "
2.00 WED	Ar Wallula Lv	12.35 MON
	7.40 WED	Ar Yakima Lv
	5.15 "	Ar Walla Walla Lv
	3.05 "	Lv Wallula Ar
	4.23 "	Ar Ayer Lv
	8.25 "	Ar Lewiston Lv
	8.50 "	Ar Moscow Lv
	4.23 "	Lv Ayer Ar
	6.32 "	Lv Cheney Lv
	7.00 WED	Ar Spokane (P.T.) Lv

Equipment for Table L

★ **NO. 37-17-62-20—PONY EXPRESS—PORTLAND ROSE—DAILY**
No. 37 to Denver; No. 17 to Pendleton; No. 62 to Wallula; No. 20 to Spokane.

Club Lounge Car ⊗ Denver to Pendleton.
Standard Sleeping Cars Kansas City to Pendleton—10 Sections, 1 Drawing-room, 2 Compartments (open 10:00 p.m.) (for Portland).
Denver to Pendleton—6 Sections, 6 Roomettes, 4 Double Bedrooms (for Portland).
Pocatello to Spokane—10 Sections, 3 Double Bedrooms (No. 33 from Salt Lake City).
Reclining Seat Coaches Kansas City to Pendleton.
Pendleton to Wallula; Wallula to Spokane.
Dining Car A la carte and club or table d'hote service.

★ **NO. 19-61-18-38—PORTLAND ROSE—PONY EXPRESS—DAILY**

No. 19 to Wallula; No. 61 to Pendleton; No. 18 to Denver; No. 38 to Kansas City.
Club Lounge Car ⊗ Pendleton to Denver.
Standard Sleeping Cars Spokane to Pocatello—10 Sections, 3 Double Bedrooms (No. 34 to Salt Lake City).
Pendleton to Denver—6 Sections, 6 Roomettes, 4 Double Bedrooms (from Portland).
Pendleton to Kansas City—10 Sections, 1 Drawing-room, 2 Compartments (from Portland).
Reclining Seat Coaches Spokane to Wallula; Wallula to Pendleton.
Pendleton to Kansas City (From Portland).
Dining Car A la carte and club or table d'hote service.

Footnotes for Page 20

- ⊗ Club lounge cars are for the exclusive use of standard sleeping car passengers. The City of Portland has a lounge car for coach passengers.
- ★ Regularly assigned through cars air-conditioned.
- ♦ Via Overland Greyhound Bus north of Pendleton.
- (C.T.) Central time. (M.T.) Mountain time. (P.T.) Pacific time.
- Time from 12.01 midnight to 12.00 noon shown in light face type.
- Time from 12.01 noon to 12.00 midnight shown in heavy face type.

CHICAGO—ST. LOUIS—KANSAS CITY—WEST YELLOWSTONE—VICTOR

City of St. Louis Yellowstone Special 9-11-35-47	San Fran. Overland Yel. Special No. 27-11-35-47 Example	Table O Summer Season All Trains Daily		Yel. Special San Fran. Overland No. 48-36-12-28 Example	Yellowstone Special City of St. Louis 48-36-12-10
.....	3.30 SUN	Ar	Chicago (CST) C.&N.W.	Ar	12.30 TUE
.....	12.40 MON	Ar	Omaha	Ar	3.15 "
.....	12.55 MON	Ar	Omaha (Union Pacific)	Ar	2.50 TUE
.....	9.50 MON	Ar	Cheyenne (M.S.T.)	Ar	4.50 MON
4.00 SUN	Ar	St. Louis (C.S.T.) (Wab.)	Ar	11.59 TUE
9.00 "	Ar	Kansas City	Ar	7.00 "
9.30 SUN	Ar	Kansas City	Ar	6.45 TUE
7.45 MON	Ar	Denver (M.S.T.)	Ar	6.45 MON
8.10 "	Ar	Denver	Ar	6.20 "
Via Borlie	Ar	Cheyenne	Ar	Via Borlie
Via Borlie	10.00 MON	Ar	Cheyenne (M.S.T.)	Ar	4.35 MON
3.35 MON	4.20	Ar	Green River	Ar	10.15 "
4.30 "	4.30	Ar	Green River	Ar	9.50 "
9.45 MON	9.45	Ar	Pocatello	Ar	4.10 "
1.45 TUE	1.45	Ar	Pocatello	Ar	1.35 "
2.30 "	2.30	Ar	Blackfoot	Ar	12.50 "
3.30 "	3.30	Ar	Idaho Falls	Ar	12.05 MON
5.10 TUE	5.10	Ar	Ashton	Ar	10.10 SUN
5.20 TUE	5.20	Ar	Ashton	Ar	9.55 SUN
7.00 TUE	7.00	Ar	Victor	Ar	8.15 SUN
7.30 TUE	7.30	Ar	W. Yellowstone (M.S.T.)	Ar	7.30 SUN

★ 9-11-35-47 CITY OF ST. LOUIS—YELLOWSTONE SPECIAL—DAILY
Wabash 9 St. Louis to Kansas City; No. 9 to Green River; No. 11 to Pocatello; No. 35 to Ashton and West Yellowstone; 47 to Ashton and Victor

Club Lounge Service.....St. Louis to West Yellowstone.
Standard Sleeping Car.....St. Louis to West Yellowstone—Sections and Bedrooms (requires car to car change after leaving Green River).
Reclining Seat Coaches.....St. Louis to Pocatello (leg rest seats—all reserved); Pocatello to West Yellowstone and Victor (not reserved).
Dining Car.....A la carte and club or table d'hote service.

★ 48-36-12-28 YELSTONE SPECIAL—SAN FRAN. OVERLAND—DAILY
No. 48 Victor to Ashton; No. 35 West Yellowstone and Ashton to Pocatello; No. 12 to Green River; No. 28 to Chicago; C. & N. W. east of Omaha

Club Lounge Service.....West Yellowstone to Chicago.
Standard Sleeping Car.....West Yellowstone to Chicago—10 Sec., D. R., Compts.
Reclining Seat Coaches.....Victor and West Yellowstone to Pocatello; Pocatello to Green River (reserved); Green River to Chicago (reserved).
Dining Car.....A la carte and club or table d'hote service.

★ No. 48-36-12-10 YELSTONE SPECIAL—CITY OF ST. LOUIS—DAILY
No. 48 to Ashton; No. 36 West Yellowstone and Ashton to Pocatello; No. 12 Pocatello to Green River; No. 10 to St. Louis; Wabash east of Kansas City.

Club Lounge Service.....West Yellowstone to St. Louis.
Standard Sleeping Car.....West Yellowstone to St. Louis—Sections and Bedrooms (requires car to car change after leaving Pocatello).
Reclining Seat Coaches.....Victor and West Yellowstone to Pocatello (not reserved); Pocatello to St. Louis (leg rest seats—all reserved).
Dining Car.....A la carte and club or table d'hote service.

★ 27-11-35-47 SAN FRAN. OVERLAND—YELSTONE SPECIAL—DAILY
C. & N. W. No. 27 to Omaha; No. 27 to Green River; No. 11 to Pocatello; No. 35 to Ashton and West Yellowstone; No. 47 to Ashton and Victor
Club Lounge Service.....Chicago to West Yellowstone.
Standard Sleeping Car.....Chicago to West Yellowstone—10 Sec., D.R., Compts.
Reclining Seat Coaches.....Chicago to Green River (reserved); Green River to Pocatello; Pocatello to West Yellowstone and Victor.
Dining Car.....A la carte and club or table d'hote service.

LOS ANGELES—SALT LAKE CITY—WEST YELLOWSTONE—BUTTE

Yellowstone Special 38-29-35-47 Example	Northwest Special 33 Example	Butte Special 38-29 Example	Table R Condensed Schedules All Trains Daily		Butte Special 30-37 Example	Northwest Special 34-9 Example	Yellowstone Special 48-36-30-37 Example
7.30 su	7.30 su	Ar	Los Angeles (P.S.T.)	Ar	6.00 tu	6.00 tu
7.50 "	7.50 "	Ar	East Los Angeles	Ar	5.25 "	5.25 "
9.15 "	9.15 "	Ar	Riverside	Ar	3.40 "	3.40 "
9.45 "	9.45 "	Ar	San Bernardino	Ar	3.10 "	3.10 "
9.55 "	9.55 "	Ar	San Bernardino	Ar	1.00 "	1.00 "
12.10 mo	12.10 mo	Ar	Barstow	Ar	12.55 "	12.55 "
5.10 "	5.10 "	Ar	Las Vegas	Ar	10.53 "	10.53 "
5.40 "	5.40 "	Ar	Las Vegas	Ar	7.10 "	7.10 "
8.40 "	8.40 "	Ar	Caliente (P.S.T.)	Ar	6.55 "	6.55 "
11.50 "	11.50 "	Ar	Lund (M.S.T.)	Ar	4.00 "	4.00 "
12.30 "	12.30 "	Ar	Milford	Ar	2.15 "	2.15 "
12.40 "	12.40 "	Ar	Milford	Ar	1.55 "	1.55 "
2.30 "	2.30 "	Ar	Lynndyl	Ar	1.45 "	1.45 "
2.30 "	2.30 "	Ar	Lynndyl	Ar	12.20 "	12.20 "
5.15 "	5.15 "	Ar	Salt Lake City	Ar	12.20 "	12.20 "
8.00 "	11.30 su	8.00 "	Ar	Salt Lake City	Ar	7.50 "	7.50 "
8.50 "	12.25 mo	8.50 "	Ar	Ogden	Ar	10.00 "	10.00 "
9.20 mo	12.55 "	9.20 mo	Ar	Ogden	Ar	9.10 "	9.10 "
12.45 tu	4.25 "	12.45 tu	Ar	Pocatello	Ar	8.50 "	8.50 "
1.45 "	5.15 "	1.45 "	Ar	Pocatello	Ar	6.35 "	6.35 "
2.30 "	6.08 "	2.30 "	Ar	Blackfoot	Ar	5.35 "	5.35 "
3.15 tu	7.00 mo	3.10 tu	Ar	Idaho Falls	Ar	4.45 "	4.45 "
3.30 tu	7.20 mo	Ar	Idaho Falls	Ar	4.00 "	4.00 "
4.30 "	8.25 "	Ar	St. Anthony	Ar	3.15 su	3.15 su
5.10 tu	8.55 mo	Ar	Ashton	Ar	2.50 su	2.50 su
5.20 tu	9.00 mo	Ar	Ashton	Ar	1.38 "	1.38 "
7.00 tu	10.40 mo	Ar	Victor	Ar	1.15 su	1.15 su
7.30 tu	Ar	West Yellowstone	Ar
.....	3.10 tu	Ar	Idaho Falls	Ar	11.45 su	11.45 su
.....	4.32 "	Ar	Dubois	Ar	10.34 "	10.34 "
.....	4.53 "	Ar	Spencer	Ar	10.10 su	10.10 su
.....	5.55 "	Ar	Lima	Ar
.....	6.05 "	Ar	Lima	Ar
.....	6.47 "	Ar	Armstead	Ar
.....	7.16 "	Ar	Dillon	Ar
.....	8.10 "	Ar	Melrose	Ar
.....	9.10 "	Ar	Silver Bow	Ar
.....	9.30 tu	Ar	Butte (M.S.T.)	Ar

★ NO. 38-29—PONY EXPRESS—BUTTE SPECIAL—DAILY
No. 38 to Salt Lake City; No. 29 to Butte.

Club Lounge Car.....Los Angeles to Butte.
Standard Sleeping Cars.....Los Angeles to Butte—10 Roomettes, 6 Double Bdrms. Salt Lake City to Butte—10 Sec., 1 D.R., 1 Compt.
Reclining Seat Coaches.....Los Angeles to Salt Lake City; Salt Lake City to Butte.
Dining Car.....Las Vegas to Salt Lake City; Salt Lake City to Butte.

★ NO. 33—NORTHWEST SPECIAL—DAILY—Salt Lake City to Ashton.
Standard Sleeping Cars.....Salt Lake City to Pocatello—10 Sections, 3 Double Bedrooms (Nos. 17-62-20 to Spokane—open 9:30 p.m.).
Reclining Seat Coaches.....Salt Lake to Ashton (breakfast service at Pocatello).

★ NO. 30-37—BUTTE SPECIAL—PONY EXPRESS—DAILY
No. 30 to Salt Lake City; No. 37 to Los Angeles.

Club Lounge Car.....Butte to Los Angeles.
Standard Sleeping Cars.....Butte to Los Angeles—10 Roomettes, 6 Double Bdrms. Butte to Salt Lake City—10 Sec., 1 D.R., 1 Compt.
Reclining Seat Coaches.....Butte to Salt Lake City.
Dining Car.....Salt Lake City to Los Angeles.

★ NO. 34-9—NORTHWEST SPECIAL—DAILY
No. 34 to Salt Lake City; No. 9 to Los Angeles.

Standard Sleeping Cars.....Pocatello to Salt Lake City—10 Sections, 3 Double Bedrooms (Nos. 19-61-18 from Spokane). Salt Lake City to Los Angeles—Bedrooms, Roomettes, Sections.
Reclining Seat Coaches.....Ashton to Salt Lake City.
Dining Car.....Salt Lake City to Los Angeles.

Summer Season Service

★ NO. 38-29-35-47—PONY EXPRESS—YELSTONE SPECIAL—DAILY
No. 38 to Salt Lake City; No. 29 to Pocatello; No. 35 Pocatello to Ashton and West Yellowstone; No. 47 Ashton to Victor.

Club Lounge Service.....Los Angeles to West Yellowstone.
Standard Sleeping Cars.....Salt Lake to West Yellowstone—6 Compts., 3 D.R. Salt Lake City to West Yellowstone—14 Sections. Salt Lake City to Victor—8 Sec., 1 D.R., 2 Compts. Pocatello to West Yellowstone—10 Sections, 1 Drawing-room, 2 Compts. (open 9:30 p.m.).

Reclining Seat Coaches.....Los Angeles to Salt Lake City. Salt Lake City to Victor (No. 31 to Pocatello). Salt Lake City to West Yellowstone.
Dining Car.....East of Las Vegas—a la carte and club or table d'hote.

★ NO. 48-36-30-37—YELSTONE SPECIAL—PONY EXPRESS—DAILY
No. 48 Victor to Ashton; No. 36 W. Yellowstone and Ashton to Pocatello; No. 30 to Salt Lake City; No. 37 to Los Angeles.

Club Lounge Service.....West Yellowstone to Los Angeles.
Standard Sleeping Cars.....West Yellowstone to Salt Lake City—14 Sections. West Yellowstone to Salt Lake City—6 Compts. 3 D.R. West Yellowstone to Pocatello—10 Sec., D.R., Compts. (occupancy until 8:00 a.m.—breakfast service).
Reclining Seat Coaches.....Victor to Salt Lake City—8 Sec., 1 D.R., 2 Compts. West Yellowstone to Salt Lake City.

Victor to Salt Lake City (No. 32 South of Pocatello). Salt Lake City to Los Angeles.
Dining Car.....Salt Lake City to Las Vegas.

Footnotes for Page 21

- ⊙ Club and lounge cars are for the exclusive use of standard sleeping car passengers.
- ★ Regularly assigned through cars air-conditioned.
- (f) Stops only on signal. ⊙ First car leaves Chicago June 16; West Yellowstone June 18.
- ⊙ Operates only during Yellowstone Park season, June 18 through September 8.
- (C.S.T.) Central standard time. (M.S.T.) Mountain standard time. (P.S.T.) Pacific standard time.
- Time from 12.01 midnight to 12.00 noon shown in light face type.
- Time from 12.01 noon to 12.00 midnight shown in heavy face type.

SALT LAKE CITY — BOISE — PENDLETON — SPOKANE

No. 33-17 62-20 Example	Table T Condensed Schedules All Trains Daily	No. 19-61 18-34 Example	
11.30 SUN	Lv Salt Lake City (M.S.T.)	Ar 10.00 MON	Winter Service
12.55 MON	Ar Ogden	Ar 8.50 "	
4.25 MON	Lv Pocatello	Lv 6.55 MON	
through sleeping car—			
9.50 MON	Lv Pocatello	Ar 5.05 MON	Spokane to Los Angeles
11.05 "	Ar Minidoka	Lv 3.55 "	
11.55 MON	Ar Shoshone	Lv 3.00 MON	8 sections, 5 double bed-rooms.
\$2.00 MON	Ar Sun Valley	Lv \$12.55 MON	
\$9.50 MON	Lv Sun Valley	Ar \$5.05 MON	Leave Spokane Fridays, during December, January and February.
11.55 MON	Lv Shoshone	Ar 3.00 MON	
3.10 "	Lv Boise	Lv 12.10 "	Arrive Los Angeles 3:00 p.m. Sundays on No. 9.
5.55 "	Ar Huntington (M.S.T.)	Lv 9.40 "	
5.05 "	Lv Huntington (P.S.T.)	Ar 8.30 "	
6.35 "	Ar Baker	Lv 7.05 "	
8.05 "	Ar La Grande	Lv 5.55 "	
10.50 MON	Ar Pendleton	Lv 3.15 MON	
11.30 MON	Lv Pendleton	Ar 2.30 MON	
12.50 TUE	Ar Umatilla	Lv 1.20 "	
3.05 "	Ar Wallula	Lv 12.35 MON	
4.23 "	Ar Ayer	Lv 11.15 SUN	
7.00 TUE	Ar Spokane (P.S.T.)	Lv 9.00 SUN	

Equipment for Table T

★ **NO. 33-17-62-20—NORTHWEST SPECIAL—PORTLAND ROSE—DAILY**
No. 33 to Pocatello; No. 17 to Pendleton; No. 62 to Wallula; No. 20 to Spokane.
Club Lounge Car @ Pocatello to Pendleton.
Standard Sleeping Cars Salt Lake City to Spokane—10 Sections, 3 Double Bedrooms (open 9:30 p.m.).
Reclining Seat Coaches Salt Lake City to Pocatello; Pocatello to Pendleton; Pendleton to Wallula; Wallula to Spokane.
Dining Car Pocatello to Pendleton (Breakfast service at Pocatello).

★ **NO. 19-61-18-34—PORTLAND ROSE—NORTHWEST SPECIAL—DAILY**
No. 19 to Wallula; No. 61 to Pendleton; No. 18 to Pocatello; No. 34 to Salt Lake City.
Club Lounge Car @ Pendleton to Pocatello.
Standard Sleeping Cars Spokane to Salt Lake—10 Sections, 3 Double Bdrms.
Reclining Seat Coaches Spokane to Wallula; Wallula to Pendleton; Pendleton to Pocatello; Pocatello to Salt Lake City.
Dining Car Pendleton to Pocatello; Pocatello to Ogden.

LOS ANGELES — SALT LAKE CITY — SUN VALLEY

No. 33-17-62-20 25-55 Winter Service	No. 33-33-17 S. V. Bus Summer Service	Table V Condensed Schedules All Trains Daily	S. V. Bus No. 18-34-9 Summer Service	No. 56-18-32-37 Winter Service
7.30 SUN	7.30 SUN	Lv Los Angeles (P.S.T.)	Ar 3.00 MON	6.00 TUE
7.50 SUN	7.50 SUN	Lv East Los Angeles	Ar 2.30 MON	5.25 TUE
5.40 MON	5.40 MON	Lv Las Vegas (P.T.)	Ar 6.55 MON	8.15 MON
5.15 MON	5.15 MON	Ar Salt Lake City (MST)	Lv 10.10 SUN	9.20 MON
8.00 MON	11.30 MON	Lv Salt Lake City	Ar 10.00 SUN	9.00 MON
9.30 MON	12.55 TUE	Lv Ogden	Ar 8.50 "	7.40 MON
12.45 TUE	4.25 TUE	Lv Pocatello	Lv 5.35 SUN	4.15 MON
1.20 TUE	9.50 TUE	Lv Pocatello	Ar 5.05 SUN	3.55 MON
3.25 TUE	11.55 "	Ar Shoshone	Lv 3.00 "	1.40 MON
7.30 TUE	\$ 2.00 TUE	Ar Sun Valley (MST)	Lv \$12.55 SUN	10.30 SUN

Equipment for Table V

★ **NO. 33-33-17-S. V. BUS—PONY EXPRESS—NORTHWEST SPECIAL—PORTLAND ROSE—SUN VALLEY BUS—DAILY**
No. 38 to Salt Lake City; No. 33 to Pocatello; No. 17 to Shoshone; Bus to Sun Valley.
Club Lounge Car @ Los Angeles to Salt Lake City; Pocatello to Shoshone.
Standard Sleeping Cars Los Angeles to Salt Lake City—Drawing-room, Bedrooms, Roomettes, Sections.
Salt Lake City to Shoshone—10 Sections, 3 Double Bedrooms (open 9:30 p.m.) (for Spokane).
Reclining Seat Coaches Los Angeles to Salt Lake City.
Salt Lake City to Pocatello.
Pocatello to Shoshone.
Dining Car Las Vegas to Salt Lake City; Pocatello to Shoshone. (Breakfast service at Pocatello).

★ **S. V. BUS—NO. 18-34-9—SUN VALLEY BUS—PORTLAND ROSE—NORTHWEST SPECIAL—CITY OF ST. LOUIS—DAILY**
Bus to Shoshone; No. 18 to Pocatello; No. 34 to Salt Lake City; No. 9 to Los Angeles.
Club Lounge Car @ Shoshone to Pocatello; Salt Lake City to Los Angeles.
Standard Sleeping Cars Shoshone to Salt Lake City—10 Sections, 3 Double Bedrooms (from Spokane).
Salt Lake City to Los Angeles—Bedrooms, Roomettes, Sections.
Reclining Seat Coaches Shoshone to Pocatello.
Pocatello to Salt Lake City.
Salt Lake City to Los Angeles. (Reserved seats).
Dining Car Shoshone to Pocatello; Pocatello to Ogden; Salt Lake City to Los Angeles.

NOTE—For Chicago and St. Louis—Sun Valley Service see Table C, pages 12 and 13, and Table F, page 17.

SALT LAKE CITY — BOISE — PORTLAND — SEATTLE

No. 31-11-459 Example	Table U Condensed Schedules All Trains Daily	No. 458-18-34 Example	No. 402-12-32 Example
5.25 SUN	Lv Salt Lake City (M.S.T.)	Ar 10.00 MON	9.00 MON
6.35 "	Lv Ogden	Ar 8.50 "	7.40 "
9.55 "	Lv Pocatello	Lv 5.35 MON	4.15 MON
10.25 SUN	Lv Pocatello	Ar 5.05 MON	3.40 MON
11.30 SUN	Ar Minidoka	Lv 3.55 "	2.30 "
12.20 MON	Ar Shoshone	Lv 3.00 MON	1.35 MON
\$3.40 MON	Ar Sun Valley	Lv \$12.55 MON	\$11.30 SUN
\$9.50 MON	Lv Sun Valley	Ar \$5.05 MON	\$3.40 MON
12.20 MON	Lv Shoshone	Ar 3.00 MON	1.35 MON
3.25 "	Lv Boise	Lv 12.10 "	10.25 SUN
6.05 "	Ar Huntington (M.S.T.)	Lv 9.40 "	7.30 "
5.15 "	Lv Huntington (P.S.T.)	Ar 8.30 "	6.20 "
6.37 "	Ar Baker	Lv 7.05 "	4.57 "
8.00 "	Ar La Grande	Lv 5.55 "	3.45 "
10.35 "	Ar Pendleton	Lv 3.15 "	1.10 "
1.15 "	Ar The Dalles	Lv 12.05 MON	10.15 "
3.30 MON	Ar Portland	Lv 10.00 SUN	8.10 SUN
5.00 MON	Ar Portland	Ar 9.15 SUN	6.45 SUN
8.05 "	Ar Tacoma	Lv 5.52 "	1.15 SUN
9.15 MON	Ar Seattle (P.S.T.)	Lv 4.45 SUN	11.45 SAT

Equipment for Table U

★ **NO. 31-11-459—IDAHOAN—DAILY**
No. 31 to Pocatello; No. 11 to Portland; No. 459 to Seattle.
Club Lounge Car @ Pocatello to Portland.
Parlor Car Portland to Seattle (R. R. Owned).
Standard Sleeping Cars Salt Lake City to Boise—10 Sec., 3 Dbl. Bdrms. (No. 25 beyond Pocatello) (Occupancy until 8:00 a.m.).
Salt Lake City to Portland—10 Sec., 1 DR., 1 Compt.
Reclining Seat Coaches Salt Lake City to Portland; Portland to Seattle.
Dining Car A la carte and club or table d'hote service.

★ **NO. 33-17-457—NORTHWEST SPECIAL—PORTLAND ROSE—DAILY**
No. 33 to Pocatello; No. 17 to Portland; No. 457 to Seattle.
Club Lounge Car @ Pocatello to Portland.
Parlor Car Portland to Seattle (R. R. Owned).
Standard Sleeping Cars Pocatello to Portland—6 Sections, 6 Roomettes, 4 Double Bedrooms (from Denver).
Pocatello to Portland—10 Sections, 1 Drawing-room, 2 Compartments (from Kansas City).
Pocatello to Portland—10 Sections, 1 Drawing-room, 1 Compartment (from Chicago).
Salt Lake City to Pendleton—10 Sections, 3 Double Bedrooms (No. 62-20 to Spokane—open 9:30 p.m.).
Reclining Seat Coaches Salt Lake City to Pocatello; Pocatello to Portland; Portland to Seattle.
Dining Car Pocatello to Pendleton (Breakfast service at Pocatello).

★ **NO. 458-18-34—PORTLAND ROSE—NORTHWEST SPECIAL—DAILY**
No. 458 to Portland; No. 18 to Pocatello; No. 34 to Salt Lake City.
Parlor Car Seattle to Portland (R. R. Owned).
Club Lounge Car @ Portland to Pocatello.
Standard Sleeping Cars Portland to Pocatello—10 Sec., D. R. Cpt. (for Chgo.).
Portland to Pocatello—6 Sections, 6 Roomettes, 4 Double Bedrooms (for Denver).
Portland to Pocatello—10 Sections, 1 Drawing-room, 2 Compartments (for Kansas City).
Pendleton to Salt Lake City—10 Sections, 3 Double Bedrooms (No. 19-61 from Spokane).
Reclining Seat Coaches Seattle to Portland; Portland to Pocatello; Pocatello to Salt Lake City.
Dining Car Pendleton to Pocatello; Pocatello to Ogden.

★ **NO. 402-12-32—IDAHOAN—DAILY**
No. 402 to Portland; No. 12 to Pocatello; No. 32 to Salt Lake City.
Club Lounge Car @ Portland to Pocatello.
Standard Sleeping Cars Portland to Salt Lake City—10 Sec., 1 DR., 1 Compt.
Boise to Salt Lake City—10 Sections, 3 Double Bedrooms (Open 9:00 p.m.).
Reclining Seat Coaches Seattle to Portland; Portland to Salt Lake City.
Dining Car A la carte and club or table d'hote service.

Footnotes for Page 22

⊗ Club and lounge cars are for the exclusive use of standard sleeping car passengers.
★ Regularly assigned through cars air-conditioned.
♠ Motor bus. This service is provided passengers arriving or departing Shoshone and holding through rail tickets to and from Sun Valley or Ketchum, Idaho.
(M.S.T.) Mountain Standard time. (P.S.T.) Pacific Standard time.
Time from 12.01 midnight to 12.00 noon shown in light face type.
Time from 12.01 noon to 12.00 midnight shown in heavy face type.

PORTLAND — WALLA WALLA — YAKIMA — LEWISTON — SPOKANE

20-62 -74		20-71 -64-20		Table W All Trains Daily—(Pacific Standard Time)		19-63 -72-19		73-61 -19	
9.45 SUN	11.12 "	9.45 SUN	11.12 "	Lv Portland	Ar Hood River	6.30 MON	4.45 "	6.30 MON	4.45 "
11.50 SUN	12.50 MON	11.50 SUN	12.50 MON	" The Dalles	" Arlington	" 4.05 "	" 2.52 "	" 4.05 "	" 2.52 "
1.50 "	2.05 "	1.50 "	2.05 "	Ar Umatilla	Lv Umatilla	Lv 1.50 "	Lv 1.30 "	Lv 1.50 "	Lv 1.30 "
2.45 MON	4.00 "	2.45 MON	4.00 "	Ar Wallula	Lv Wallula	Lv 12.45 MON	Lv 11.20 SUN	Lv 12.45 MON	Lv 11.20 SUN
↓	5.15 "	4.00 "	5.15 "	Lv Walla Walla	Ar Walla Walla	Ar 11.20 SUN	Ar 10.15 SUN	↑	↑
3.15 MON	4.45 "	3.05 MON	4.23 MON	Lv Wallula	Ar Yakima	Ar 11.40 MON	Ar 8.00 MON	↑	↑
6.30 "	8.25 MON	6.10 "	8.25 MON	Ar Riparia	Ar Lewiston	Ar 11.15 SUN	Ar 12.01 MON	↑	↑
6.30 "	8.25 MON	6.10 "	8.25 MON	Ar Riparia	Ar Lewiston	Ar 11.15 SUN	Ar 12.01 MON	↑	↑
6.10 "	8.25 MON	6.10 "	8.25 MON	Ar Riparia	Ar Lewiston	Ar 11.15 SUN	Ar 12.01 MON	↑	↑
8.25 MON	4.23 MON	7.00 MON	4.23 MON	Ar Spokane	Ar Spokane	Ar 11.15 SUN	Ar 9.00 SUN	↑	↑

Equipment for Table W

★ NO. 20—SPOKANE—DAILY
 Standard Sleeping Cars... Portland to Spokane—8 Sections, Buffet Lounge.
 Portland to Spokane—10 Roomettes, 6 Double Bedrooms.
 Portland to Walla Walla—Sections and Bedrooms (No. 71, Wallula to Walla Walla).
 Coach Sleeping Cars... Portland to Lewiston—Coach Sleeping Car, 8 Sections (Nos. 62-74, Wallula to Lewiston).
 Recreational Sleepers can be occupied at Spokane and Walla Walla until 8:00 a.m.
 Recreational Seat Coaches... Portland to Spokane.
 Portland to Wallula (for Moscow—see Table 76).

★ NO. 19—SPOKANE—DAILY
 Standard Sleeping Cars... Spokane to Portland—8 Sections, Buffet Lounge.
 Spokane to Portland—10 Roomettes, 6 Double Bedrooms.
 Walla Walla to Portland—Sections and Bedrooms (No. 72, Walla Walla to Wallula; open 9:30 p.m.).
 Coach Sleeping Cars... Lewiston to Portland—Coach Sleeping Car, 8 Sections (Nos. 73-61 to Wallula).
 Yakima to Portland—Coach Sleeping Car, 8 Sections (No. 63 to Wallula).
 Recreational Seat Coaches... Spokane to Portland.
 Wallula to Portland (from Moscow—see Table 76).

Spokane, San Francisco and Los Angeles

No. 19-60	No. 19-9-58 Shasta	No. 19-11-52 Cascade	Table X All Trains Daily (Pacific Standard Time)		No. 51-53-20 Bus 34	Cascade No. 51-12-20	Shasta No. 57-10-10
9.00	11.15	11.15	Lv Spokane(UP)	Ar Ayer	*10.50	7.00	
12.45	12.45	12.45	Ar Wallula	Ar Portland	*6.38	4.23	
6.30	6.30	6.30	Lv Portland	Lv Portland	*12.01	2.45	
10.10	7.45	4.45	Lv Portland So. Pac.	Ar Salem	8.45	9.30	11.15
12.01	9.00	6.03	" Eugene	" Klamath Falls	6.50	8.06	9.56
2.00	10.13	7.23	" Redding	" Sacramento	4.35	6.49	8.42
8.30	2.23	11.40	Ar Sacramento	Lv Sacramento	10.20	2.35	4.41
2.10	6.30	4.07	Lv Sacramento	Lv Sacramento	3.40	10.04	12.26
7.25	9.45	7.25	Ar Sacramento	Lv Sacramento	8.20	6.20	9.10
9.20	11.15	9.15	Ar San Francisco	Lv Sacramento	7.30	5.00	7.45
7.45	8.56		Lv Sacramento	Ar Stockton	5.50	4.35	
11.52	2.15	11.20	Ar Stockton	Ar Fresno	1.50	1.50	1.15
7.50	10.45	6.25	Ar Fresno	Lv Los Angeles	6.50	6.50	4.40

Seattle, San Francisco and Los Angeles

No. 458 '19-60	No. 9-58 Shasta	No. 408 '11-54 Cascade	Table Y All Trains Daily (Pacific Standard Time)		No. 51-53-20 Bus 34	Cascade No. 51-12-20	Shasta No. 57-10-10
4.45	11.45	12.30	Lv Seattle	Ar Tacoma	6.45	2.00	6.45
5.52	1.15	1.26	Lv Tacoma	Ar Portland	5.00	1.01	5.00
9.15	6.45	4.30	Lv Portland	Lv Portland	11.45	10.00	11.45
10.10	7.45	4.45	Lv Portland So. Pac.	Ar Salem	8.45	9.30	11.15
12.01	9.00	6.03	" Eugene	" Klamath Falls	6.50	8.06	9.56
2.00	10.13	7.23	" Redding	" Sacramento	4.35	6.49	8.42
8.30	2.23	11.40	Ar Sacramento	Lv Sacramento	10.20	2.35	4.41
2.10	6.30	4.07	Lv Sacramento	Lv Sacramento	3.40	10.04	12.26
7.25	9.45	7.25	Ar Sacramento	Lv Sacramento	8.20	6.20	9.10
9.20	11.15	9.15	Ar San Francisco	Lv Sacramento	7.30	5.00	7.45
7.45	8.57		Lv Sacramento	Ar Stockton	5.50	4.35	
11.52	2.15	11.20	Ar Stockton	Ar Fresno	1.50	1.50	1.15
7.50	10.45	6.25	Ar Fresno	Lv Los Angeles	6.50	6.50	4.40

PORTLAND, TACOMA AND SEATTLE

401 Daily	459 Daily	407 Daily	403 Daily	457 Daily	Table Z All Trains Daily		460 Daily	404 Daily	408 Daily	458 Daily	402 Daily
11.45	5.00	10.00	8.30	8.00	Lv Portland	Ar Portland	12.20	1.45	4.30	9.15	6.45
12.11	6.25	10.21	8.58	8.21	" Vancouver Wash.	Ar Kelso-Longview	11.53	1.15	4.08	8.46	6.15
1.35	6.05	11.01	9.48	9.01	" Chehalis	Ar Centralia	11.14	12.23	3.24	8.02	5.00
3.00	6.57	11.53	10.47	10.54	" Tacoma	Ar Tacoma	10.22	11.05	2.32	7.05	3.00
3.10	8.05	1.01	12.20	11.01	Lv Tacoma	Ar Seattle	9.16	9.45	1.26	5.52	1.15
5.20	8.15	1.05	12.30	11.05	Lv Seattle	Lv Seattle	9.12	9.35	1.22	5.42	12.55
6.45	9.15	2.00	1.45	11.59	Ar Seattle	Lv Seattle	8.20	8.30	12.30	4.45	11.45

★ NO. 401—DAILY
 Standard Sleeping Cars... Portland to Seattle—10 Sec., D. R., Compt. (2 cars).
 Portland to Seattle—12 Sections, Drawing-room.
 Portland to Tacoma—10 Sections, D. R., Compt.
 Sleepers open at Portland 9:30 p.m., at destinations until 8:00 a.m.
 Reclining Seat Coaches... Portland to Seattle.

★ NO. 460—DAILY
 Parlor Car... Seattle to Portland (R. R. Owned).
 Reclining Seat Coaches... Seattle to Portland.
 Dining Car... Serving necessary meals enroute.

★ NO. 408—DAILY
 Parlor Car... Seattle to Portland (R. R. Owned).
 Standard Sleeping Cars... Seattle to Chicago—12 Roomettes, 4 Double Bedrooms (No. 106 from Portland).
 Seattle to San Francisco—22 Rmts., 10 Roomettes, 6 Double Bedrooms, (2 cars), 4 Compts., 4 Double Bedrooms, 2 Drawing Rooms.
 Reclining Seat Coaches... Seattle to Portland.
 Dining Car... Serving necessary meals enroute.

★ NO. 458—DAILY Streamliner
 Astra Dome Obs.-Lounge @ Seattle to Portland.
 Parlor Car... Seattle to Portland (R. R. Owned).
 Astra Dome Room—(Seattle to Portland (R. R. Owned)—8 Duplex Rmtes., 3 Compartments, 2 Drawing-rooms).
 Astra Dome Coach... Seattle to Portland (All seats reserved).
 Reclining Seat Coaches... Seattle to Portland (Not reserved).
 Astra Dome Dining Car... Seattle to Portland.

★ NO. 402—DAILY
 Standard Sleeping Cars... Seattle to Portland—10 Sec., D. R., Compt. (2 cars).
 Seattle to Portland—12 Sections, Drawing-room.
 Seattle to St. Louis—6 Sections, 6 Roomettes, 4 Double Bedrooms (Nos. 12-10 through from Portland).
 Tacoma to Portland—10 Sections, D. R., Compt.
 Sleepers open at Seattle and Tacoma at 9:30 p.m., at Portland until 7:30 a.m.
 Reclining Seat Coaches... Seattle to Portland.

Equipment for Tables Y and Z

NORTHBOUND

★ NO. 457—DAILY Streamliner
 Astra Dome Obs.-Lounge @ Portland to Seattle.
 Parlor Car... Portland to Seattle (R. R. Owned).
 Astra Dome Room... (Portland to Seattle (R. R. Owned)—8 Duplex Rmtes., 3 Compartments, 2 Drawing-rooms).
 Standard Sleeping Car... Chicago to Seattle—12 Roomettes, 4 Double Bedrooms (No. 105 to Portland).
 Astra Dome Coach... Portland to Seattle (All seats reserved).
 Reclining Seat Coaches... Portland to Seattle (Not reserved).
 Astra Dome Dining Car... Portland to Seattle.

★ NO. 407—DAILY
 Parlor Car... Portland to Seattle (R. R. Owned).
 Standard Sleeping Cars... San Francisco to Seattle—22 Rmtes., 10 Roomettes, 6 Double Bedrooms, (2 cars), 4 Compts., 4 Double Bedrooms, 2 D. R., (S.P. No. 12 to Portland).
 Reclining Seat Coaches... Portland to Seattle.
 Dining Car... Serving necessary meals enroute.

★ NO. 459—DAILY
 Parlor Car... Portland to Seattle (R. R. Owned).
 Standard Sleeping Car... St. Louis to Seattle—6 Sections, 6 Roomettes, 4 Double Bedrooms (Nos. 9-11 to Portland).
 Reclining Seat Coaches... Portland to Seattle.
 Dining Car... Serving necessary meals enroute.

SOUTHBOUND

★ NO. 401—DAILY
 Standard Sleeping Cars... Portland to Seattle—10 Sec., D. R., Compt. (2 cars).
 Portland to Seattle—12 Sections, Drawing-room.
 Portland to Tacoma—10 Sections, D. R., Compt.
 Sleepers open at Portland 9:30 p.m., at destinations until 8:00 a.m.
 Reclining Seat Coaches... Portland to Seattle.

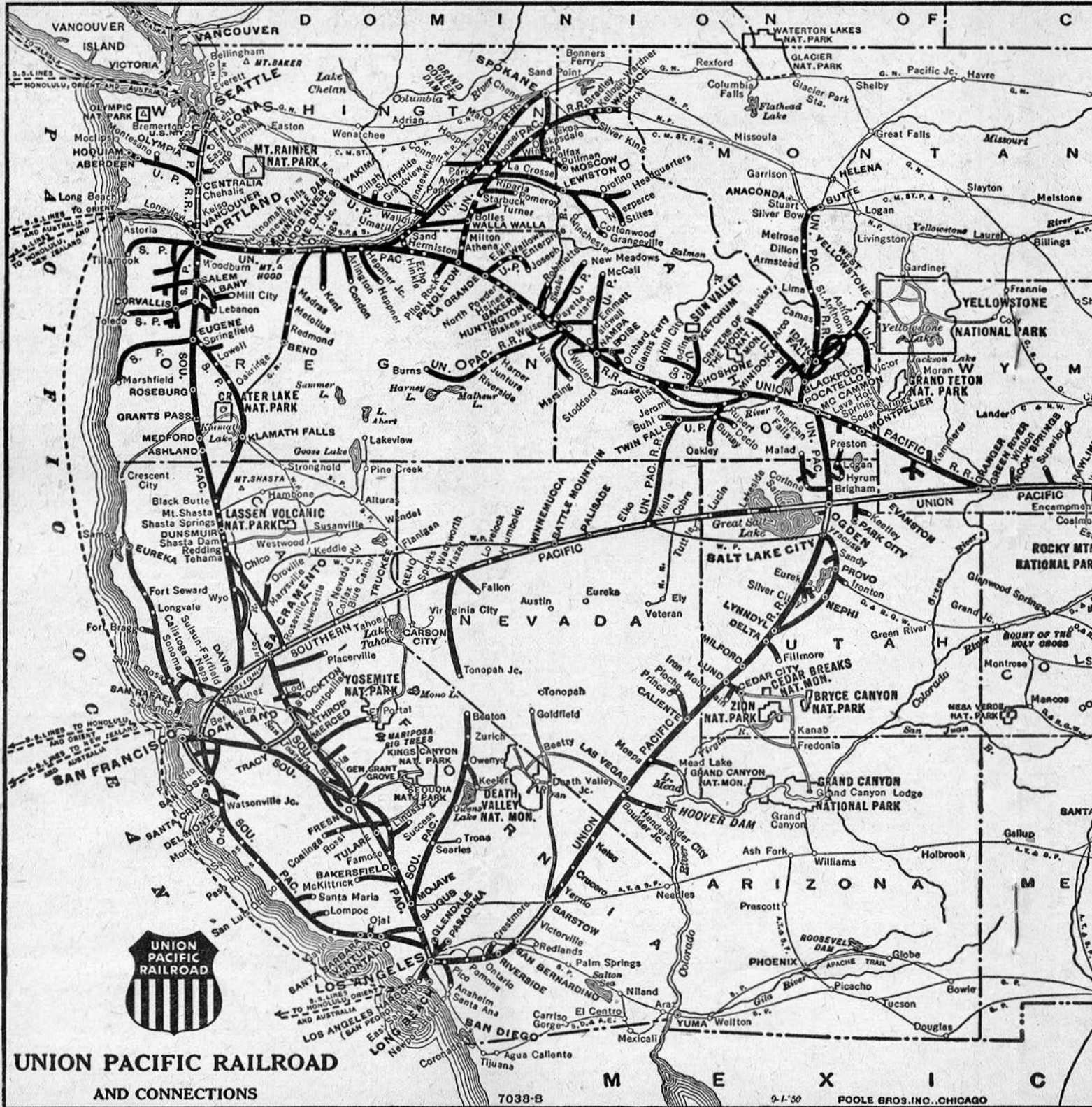
★ NO. 460—DAILY
 Parlor Car... Seattle to Portland (R. R. Owned).
 Reclining Seat Coaches... Seattle to Portland.
 Dining Car... Serving necessary meals enroute.

★ NO. 408—DAILY
 Parlor Car... Seattle to Portland (R. R. Owned).
 Standard Sleeping Cars... Seattle to Chicago—12 Roomettes, 4 Double Bedrooms (No. 106 from Portland).
 Seattle to San Francisco—22 Rmtes., 10 Roomettes, 6 Double Bedrooms, (2 cars), 4 Compts., 4 Double Bedrooms, 2 Drawing Rooms.
 Reclining Seat Coaches... Seattle to Portland.
 Dining Car... Serving necessary meals enroute.

★ NO. 458—DAILY Streamliner
 Astra Dome Obs.-Lounge @ Seattle to Portland.
 Parlor Car... Seattle to Portland (R. R. Owned).
 Astra Dome Room—(Seattle to Portland (R. R. Owned)—8 Duplex Rmtes., 3 Compartments, 2 Drawing-rooms).
 Astra Dome Coach... Seattle to Portland (All seats reserved).
 Reclining Seat Coaches... Seattle to Portland (Not reserved).
 Astra Dome Dining Car... Seattle to Portland.

★ NO. 402—DAILY
 Standard Sleeping Cars... Seattle to Portland—10 Sec., D. R., Compt. (2 cars).
 Seattle to Portland—12 Sections, Drawing-room.
 Seattle to St. Louis—6 Sections, 6 Roomettes, 4 Double Bedrooms (Nos. 12-10 through from Portland).
 Tacoma to Portland—10 Sections, D. R., Compt.
 Sleepers open at Seattle and Tacoma at 9:30 p.m., at Portland until 7:30 a.m.
 Reclining Seat Coaches... Seattle to Portland.

Arrives, departs Seattle Union Depot. Rail station is at Kelso. There is independent bus service between Kelso and Longview every 20 minutes. Regularly assigned through cars air-conditioned. U. P. Stages, Portland—Spokane. Conditional stop; consult agent. Via Pacific Greyhound bus. Runs via Davis.



UNION PACIFIC RAILROAD
AND CONNECTIONS

7038-B

9-1-50

POOLE BROS. INC., CHICAGO

