

October 1, 1947

Provided by  
www.uphs.org



October 1, 1947


UK1

# UNION PACIFIC RAILROAD

# UNION PACIFIC RAILROAD

TIME TABLES

TIME TABLES





## GENERAL INDEX

Section	Page	Section	Page
General Information	2	Branch Lines in Utah	27 and 34
Address of Principal Union Pacific Stations	2	Branch Lines in Idaho	34, 36 and 37
Index to Union Pacific Stations	3 to 5	Branch Lines in Oregon	36 and 37
Condensed Time Tables	6 to 19	Branch Lines in Washington	31 and 37
Equipment of Through Trains	6 to 19	Branch Lines in Nevada	27 and 36
Map of Union Pacific Railroad and Connections	22 and 23	Branch Lines in California	27
Main Line Train Schedules	20 to 34	Connecting Line Train Service	28, 39 and 40
Branch Lines in Nebraska	35	Connecting Bus Service	38
Branch Lines in Kansas	32 and 35	Round Trip Railroad Fares	41
Branch Lines in Colorado	29	Pullman Sleeping Car Rates	42 and 43
Branch Lines in Montana	34	Special Service (extra fare) Charges on California Streamliners	43
Branch Lines in Wyoming	33 and 35	Union Pacific Traffic Representatives	Back Cover Page

## GENERAL INFORMATION

**Not Responsible.** The Union Pacific Railroad is not responsible for errors in time tables, inconvenience or damage resulting from delayed trains or failure to make connections; schedules, consists and designations of trains shown herein are subject to change without notice. No responsibility is assumed for unchecked articles left in stations or cars.

**Children** under 5 years of age free, when accompanied by parent or guardian; 5 years of age and under 12, one-half fare; 12 years of age or over, full fare:

**Exception:** In connection with special service charge tickets on streamliner trains, City of Los Angeles and City of San Francisco, the following will govern:

Children of (5) years of age and over will be assessed the adult service charge. Children under (5) years of age must be accompanied by parent or adult guardian. Children under five (5) years of age not occupying space in coaches or sleeping cars to the exclusion of other passengers will not be assessed a special service charge. Children under five (5) years of age occupying space in coaches or sleeping cars to the exclusion of other passengers will be assessed the adult special service charge. Two or more children under five (5) years of age may occupy the same space as may be occupied by one adult passenger upon payment of the special service charge for one adult passenger. The above charges are in addition to the required passage and sleeping car tickets.

**No person, who because of mental, physical or other disability,** is incapable of caring properly for himself or herself will be received as a passenger unless accompanied by a competent attendant, and no contract for transportation or ticket purchased by or for such a person in contravention of this rule shall be valid.

**Adjustment of Fares.** In case of dispute with Conductors or Agents, pay the fare required, take receipt and write to C. J. Collins, General Passenger Traffic Manager, Union Pacific Railroad, Omaha 2, Nebraska.

**Redemption of Tickets.** Tickets unused, or partly used, will be redeemed under tariff regulations at proper value, after deducting proper tariff charges for service rendered thereon.

**Limit on Tickets.** All regular local and interline one-way tickets will be limited to 30 days in addition to date of sale. Stop-overs will be allowed at all points within limit, upon application to conductor without deposit of ticket.

**Side Trips, Stopover and Optional Routes.** Ask your local ticket agent or Union Pacific representative for details regarding stop-overs, side trips and optional routes.

**Baggage Maximums.** For passengers presenting adult ticket, 150 pounds; children's half-fare ticket, 75 pounds. Free allowances subject to tariff stipulations as to contents, weight, value and size. For Around-the-World and Trans-Pacific passengers holding any class of ticket except special coach, 350 pounds of baggage, not exceeding \$100.00 in value, may be checked without additional charge for each adult ticket, and 175 pounds not exceeding \$50.00 in value for each child traveling on half-fare ticket.

**Baggage Valuation.** Checkable baggage consists of wearing apparel, toilet articles (except liquids) and such personal effects as the passenger may need for use while on the journey. *Jewelry, money, valuables, dishes, glassware, liquids, radios, etc., are not checkable and should not be included in baggage. Cedar chests will not be accepted as containers of checkable baggage. Paper or paste-board cartons will not be accepted for checking, unless securely roped and of sufficient strength to withstand handling in baggage service, and weighing not in excess of 50 pounds.*

Passengers are urged, for the convenience and comfort of themselves and others on the train, to check all of their hand baggage except that actually needed for personal use enroute. It will be given best of care in the baggage car and be quickly available at the end of the journey.

Value of baggage must be declared at time of checking on prescribed form in passengers own handwriting. Checkable baggage should be enclosed in strong locked containers, plainly marked with name and permanent address of owner.

Railroads will not be responsible for loss or damage to articles not properly checkable as baggage, or damage caused to legitimate baggage thereby.

**Lost Articles** should be inquired for by addressing H. C. Forgy, Manager, Mail Baggage and Express Traffic, Union Pacific Railroad, Omaha 2, Nebraska.

**Union Pacific Rail Tickets Good Optionally on Buses of Interstate Transit Lines or Union Pacific Stages, Inc.** Tickets good for passage over Union Pacific rail lines between any two points between which the Interstate Transit Lines or Union Pacific Stages, Inc., furnish motor bus service will be honored on motor buses with some exceptions. Consult Agent.

In cases where the Interstate Transit Lines or Union Pacific Stages, Inc., do not parallel the Union Pacific but reach a point located on a branch line of the Union Pacific, rail tickets will be honored to such branch line point by Union Pacific Railroad and from such point by the Interstate Transit Lines or Union Pacific Stages, Inc., or the reverse; provided published round trip rail side trip fare or double local is collected from main line junction and side trip rail coupons are attached to the through ticket.

This applies to all classes of tickets—one-way or round trip—except Caretakers or Drivers tickets, tickets endorsed "Railroad Special Rate Order," or tickets endorsed "not good on Motor Bus." Ask agent for particulars.

**Mileage** on mile posts reads from Council Bluffs, Iowa, legal eastern terminus of the Union Pacific. Mileage in this folder is shown from Omaha because passengers (for operating reasons) transfer at that point, unless traveling in through trains or cars. This accounts for the difference of 2 or 3 miles between mile post and time table mileage in certain instances.

## UNION PACIFIC TRAINS USE THESE STATIONS

Boise, Idaho: Union Pacific Station.  
Butte, Montana: Union Station, 820 East Front Street.

Cheyenne, Wyoming: Union Pacific Station, 15th Street at Capitol Avenue.  
Chicago, Illinois: C. & N. W. Terminal, Canal 2nd Madison Streets.

Denver, Colorado: Union Station, Foot of Seventeenth Street.

Kansas City, Mo: Union Station, Main Street and Union Station Plaza.

Los Angeles, Calif: Los Angeles Union Passenger Terminal, Alameda and Aliso Streets.

Oakland, Calif: Southern Pacific 16th Street Station, Foot of 16th Street.  
Oakland Pier, Calif: Southern Pacific Terminal.

Ogden, Utah: Union Station, 25th and Wall Streets.

Olympia, Wash: Union Pacific Station, Corner 4th Avenue and Adams Street.  
Omaha, Nebraska: Union Station, 10th and Marcy Streets.

Pendleton, Oregon: Union Pacific Station, Corner Main and Frazer Sts.  
Pocatello, Idaho: Union Pacific Station, Foot of West Bonneville Street.

Portland, Oregon: Union Station, Sixth and Johnson Streets.

Riverside, Calif: Union Pacific Station, 7th and Vine Streets.

San Bernardino, Calif: Union Station, West Third Street.

San Francisco, Calif: Ferry Depot, Foot of Market Street.

Salina, Kansas: Union Station, 400 North 13th Street.

Salt Lake City, Utah: Union Pacific Station, South Temple and Third West Streets.

Seattle, Wash: Union Station, 4th Avenue, South, and Jackson Street.

Spokane, Wash: Union Station, Corner Trent Avenue and Washington Street.

St. Louis, Mo: Union Station, 18th and Market Streets.

Tacoma, Wash: Union Station, 1713 Pacific Avenue.

Topeka, Kansas: Union Pacific Station, Railroad and North Jackson Streets.

Yakima, Wash: Union Pacific Station, West Yakima and South Second Ave.



# INDEX TO UNION PACIFIC STATIONS

Each Time Table is numbered. The numbers opposite the Stations are the numbers of the time tables in which the stations are shown.

Stations marked ■ are located on Divisions indicated by table numbers, but are not shown in folder tables.

Table No.	Table No.	Table No.	Table No.	Table No.	Table No.	Table No.	Table No.
Aberdeen, Idaho. 56	■ Avon, Utah. 12	Bialock, Ore. 20	Byrne, Idaho. 57	Cima, Calif. 3	Culver, Kans. 28	■ Durant, Nebr. 44	■ Farley, Ore. 20
Aberdeen, Wash. 21	■ Axell, Kans. 53	Blaser, Idaho. 20	Byron, Nev. 3	■ Circle Bar, Ore. 70	Culver, Ore. 86	Durham, Wyo. 11	■ Farmington, Utah. 1, 2
Aberdeen Jct., Ida. 56	Ayer, Wash. K, L, T, W, X, 74, 76, 77	Bliss, Idaho. 20, 61		■ Cisco, Calif. 14	■ Curry, Idaho. 60	Durkee, Ore. 20	2, 31
Abilene, Kans. E, H, 24		Bloom, Utah. 3		■ Clarke, Ore. 20	■ Curvo, Utah. 1, 2	Durco, Wyo. 42	■ Farrier, Nev. 3
Acequia, Ida. 60, 61		Blue Canyon, Calif. 14		■ Clark, Nebr. 1, 2, 17	■ Cutler, Utah. 4	Dusty, Wash. 84	■ Fahey, Utah. 3
Acoma, Nev. 3		Blue Mountain, Ore. 84		■ Clarine, Ore. 20		■ Dutch Flat, Calif. 14	■ Feely, Mont. 36
■ Acton, Nev. 3		Blue Rapids, Kans. 54		■ Clarkston, Wash. 84		■ Dwight, Idaho. 40	■ Felida, Wash. 20
■ Acton, Wash. 78		Blue Springs, Nebr. 54		■ Clay Center, Kans. 25		■ Felt, Idaho. 3	■ Feltham, Idaho. 20
Adams, Ore. 84	■ Bach, Idaho. 36	■ Bly, Calif. 3	■ Cabarton, Idaho. 67	■ Clayton, Calif. 3		■ Fenn, Idaho. 77	■ Ferdinand, Idaho. 77
■ Adams, Utah. 3	■ Badger, Nebr. 54	Boardman, Ore. 20	Cache Jct., Utah. 36, 37	■ Clayton, Nebr. 53	■ Daggett, Calif. 3	■ Fernley, Nev. 14	■ Fernley, Nev. 14
■ Adelaide, Idaho. 20	■ Bagdad, Colo. 24	Boelus, Nebr. 47	Cairo, Ore. 70	■ Claytonia, Idaho. 64	■ Dahlstrom, Wyo. 34	■ Ferris, Wyo. 1, 2	■ Field, Calif. 3
■ Adrian, Ore. 64	■ Bailey, Ore. 20	Bogue, Kans. 28	Cajon, Calif. 3	■ Clearfield, Utah 1, 2, 31	■ Dale Creek, Wyo. 1, 2	■ Filer, Idaho. 38	■ Fielding, Utah. 38
■ Afton, Calif. 3	■ Baileyville, Kans. 53	Boise, Ida. C, F, K, T, U. 20, 67	■ Calada, Calif. 3	■ Clear Lake, Utah. 3	■ Daley's Ranch, Wyo. 1, 2	■ Fillmore, Utah. 11	■ Filer, Idaho. 38
■ Agate, Colo. 24	■ Bailyvue, Nebr. 42	Bolles, Wash. 80	Caldwell, Idaho. 20, 68	■ Cleburne, Kans. 54	Dalles, Ore. C, F, U, W, 20, 74, 86, 87	■ Fillmore, Utah. 11	■ Filer, Idaho. 38
■ Agnew, Nebr. 44	■ Baker, Ore. C, F, T, U, 20	Bond, Mont. 36	■ Caliente, Nev. A, D, R, 3	■ Cleff, Idaho. 20	Damar, Kans. 28	■ Finchville, Nebr. 43	■ Finlay, Idaho. 56
■ Aiken, Idaho. 56	■ Bakers, Utah. 36	Bonner Springs, Kans. 24, 52	■ Callaway, Nebr. 43	■ Clifford, Colo. 24	Dana, Wyo. 1, 2	■ Fingal, Idaho. 56	■ Finley, Nebr. 42
■ Aikins, Kans. 52	■ Bakers Field, Calif. 15	Bonneville, Ore. 20	■ Calvin, Wyo. 1, 2	■ Clifton, Idaho. 36	Dannebrog, Nebr. 47	■ Fir, Ore. 20	■ Firestone, Colo. 18
■ Ajax, Utah. 3	■ Balch, Calif. 3	Boone, Nebr. 48	■ Camas, Idaho. 35	■ Clinton, Ia. B, 1, 2	■ Darknell, Wash. 79	■ First View, Colo. 24	■ First View, Colo. 24
■ Albany, Colo. 33	■ Baita, Kans. 24	Boone, Ia. 1, 2	■ Cambridge, Idaho. 73	■ Cloud, Nev. 3	Darlington, Idaho. 56	■ Firth, Idaho. 36	■ Fish Hatchery, Wyo. 34
■ Albion, Nebr. 48	■ Balzac, Colo. 17	■ Borah, Idaho. 20	■ Camp, Ore. 20	■ Coalmont, Colo. 32	Darrow, Colo. 18	■ Fletcher, Wash. 76	■ Florence, Kans. 54
■ Albion, Wash. 76	■ Bancroft, Idaho. 20	■ Borax, Nev. 3	■ Campbell, Ore. 20	■ Coalville, Utah. 32	Darr, Nebr. 1, 2	■ Flynn, Calif. 3	■ Floy, Nebr. 44
■ Alda, Nebr. 1, 2, 17	■ Banks, Idaho. 67	■ Borax, Nev. 3	■ Canton, Colo. 17	■ Cobb, Nebr. 20	Davenport, Nebr. 53	■ Folsom, Nebr. 44	■ Forest Lake, Kans. 24
■ Alexander, Ida. 20	■ Bannock, Idaho. 20	■ Borden, Utah. 3	■ Canyon, Wash. 76	■ Coburn, Nev. 14	Davis City, Nebr. 44, 85	■ Fort, Ore. 70	■ Fort Collins, Colo. 18
■ Alexandria, Nebr. 53	■ Barclay, Nev. 3	■ Border, Wyo. 20	■ Canyon, Wyo. 34	■ Cochran, Kans. 50	Davis, Calif. 14	■ Fort Hall, Idaho. 36	■ Ft. Lapwai, Idaho. 77
■ Alfalfa Center, Nebr. 1, 2	■ Barlow, Idaho. 58	■ Borie, Wyo. 1, 2, 30	■ Carden, Kans. 52	■ Coddell, Kans. 28	Davis, Wyo. 34	■ Ft. Morgan, Colo. G, 7	■ Ft. Riley, Kans. H, 24
■ Alhambra. 7	■ Barnston, Nebr. 54	■ Bosler, Wyo. 1, 2, 30	■ Carleton, Nebr. 53	■ Cokeville, Wyo. 20	■ Dawes, Calif. 3	■ Fossil, Wyo. 20	■ Fox Park, Wyo. 33
■ Alice, Ore. 72	■ Barnhart, Ore. 29	■ Boulder, Ore. 20	■ Carlin, Nev. 14	■ Colby, Kans. 28	■ Day, Ore. 20	■ France, Idaho. 40	■ Frankfort, Kans. 52
■ Alida, Kans. 25	■ Barratts, Mont. 36	■ Boulder City, Nev. 10	■ Carneiro, Kans. 24	■ Colfax, Calif. 14	■ Days, Wyo. 30	■ Franklin, Idaho. 37	■ Frederick, Colo. 18, 42
■ Allendale, Idaho. 68	■ Barrymore, Idaho. 61	■ Boulter, Utah. 3	■ Carp, Nev. 3	■ Colfax, Wash. 76, 84, 85	■ Dayton, Idaho. 36	■ Fremont, Wash. 79	■ Fremont, Nebr. A, B, C, G, 1, 2, 17, 85
■ Almont, Wash. 77	■ Barstow, Calif. D, R, 3	■ Boyd, Nev. 3	■ Carr, Colo. 30	■ Collins, Calif. 3	■ Dayton, Wash. 80, 84	■ Frewen, Wyo. 1, 2	■ Fresno, Calif. X, Y, 15
■ Altair, Kans. 28	■ Bartello, Calif. 3	■ Boyd Lake, Colo. 18	■ Carrolls, Wash. 20	■ Collins, Idaho. 56	■ De Mo, Ore. 87	■ Fruitland, Idaho. 71	■ Fruitvale, Idaho. 73
■ Altamont, Wyo. 1, 2	■ Barton, Nebr. 17	■ Boyer, Colo. 24	■ Carter, Wyo. 1, 2	■ Collinston, Utah. 36	■ De Mo, Ore. 87	■ Fullerton, Idaho. 20	■ Fullerton, Nebr. 46
■ Amalga, Idaho. 60	■ Baskin, Utah. 1, 2	■ Bracken, Nev. 3	■ Cascade, Idaho. 67	■ Colcopy, Idaho. 20	■ De Mo, Ore. 87	■ Fullerton, Calif. 9	■ Fullerton, Nebr. 46
■ American Falls, Ida. 23	■ Bassett, Idaho. 36	■ Bradley, Idaho. 79	■ Cascade Locks, Ore. 20	■ Collyer, Kans. 24	■ Dent, Colo. 18	■ Fullerton, Nebr. 46	■ Funston, Kans. 24
■ American Fork, Utah. 4	■ Bavaria, Kans. 24	■ Brady Island, Nebr. 1, 2, 17	■ Casement, Kans. 54	■ Colores, Wyo. 2	■ Denver, Colo. A, B, C, D, E, F, G, H, L, O, 3, 14, 17, 18, 20, 24, 30, 42	■ Elkhorn, Nebr. 1, 2	■ Elkhorn, Nebr. 1, 2
■ Ames, Ia. 1, 2	■ Baxter, Calif. 3	■ Brainard, Nebr. 44	■ Castle, Ore. 20	■ Colton, Calif. 3	■ Elmworth, Kans. 24	■ Elk, Wyo. 1, 2	■ Elm Creek, Nebr. 1, 2, 17
■ Ames, Nebr. 1, 2, 17	■ Baxter, Wyo. 1, 2	■ Brant, Idaho. 67	■ Castle Rock, Utah. 1, 2	■ Colton, Wash. 85	■ Elmore, Wash. 74	■ Emerald, Wash. 78	■ Enterprise, Kans. (See Detroit)
■ Amherst, Nebr. 43	■ Bayard, Nebr. (See So. Bayard) 42	■ Brant, Calif. 3	■ Castle Rock, Wash. 20	■ Colton, Nebr. 1, 2	■ Enterprise, Kans. 24	■ Emerald, Wash. 74	■ Enterprise, Ore. 72
■ Amsterdam, Idaho. 60	■ Beattie, Kans. 53	■ Bremen, Kans. 53	■ Cataldo, Idaho. 79	■ Colton, Nebr. 1, 2	■ Enterprise, Kans. 24	■ Emerald, Wash. 74	■ Erda, Utah. 3
■ Anaheim, Calif. A, D, 9	■ Beatty, Idaho. 20	■ Bridal Veil, Ore. 27	■ Cavanaugh, Idaho. 20	■ Colton, Nebr. 1, 2	■ Enterprise, Kans. 24	■ Emerald, Wash. 74	■ Erie, Nebr. 3
■ Anan, Nebr. 53	■ Beckwith, Wyo. 20	■ Bridgeport, Kans. 20	■ Cayuse, Ore. 20	■ Colton, Nebr. 1, 2	■ Enterprise, Kans. 24	■ Emerald, Wash. 74	■ Eskine, Ore. 87
■ Anderson, Idaho. 36	■ Belgrade, Nebr. 46	■ Bridger, Wyo. 1, 2	■ Cedar, Idaho. 60	■ Colton, Nebr. 1, 2	■ Enterprise, Kans. 24	■ Emerald, Wash. 74	■ Estes Park, Colo. 17, 18
■ Ankeny, Wash. 74	■ Bell, Calif. 8	■ Brigham, Utah. 36, 38	■ Cedar Breaks, Utah (See Cedar City, Utah) 70	■ Colton, Nebr. 1, 2	■ Enterprise, Kans. 24	■ Emerald, Wash. 74	■ Etna, Nev. 3
■ Antelope, Wyo. 1, 2	■ Bellevue, Idaho. 69	■ Brighton, Colo. 17, 30	■ Cedar Rapids, Iowa, 1, 2, 6, 46	■ Colton, Nebr. 1, 2	■ Enterprise, Kans. 24	■ Emerald, Wash. 74	■ Eugene, Ore. X, Y
■ Apex, Mont. 36	■ Belmar, Nebr. 42	■ Broadwater, Nebr. 42	■ Cedar Point, Colo. 24	■ Colton, Nebr. 1, 2	■ Enterprise, Kans. 24	■ Emerald, Wash. 74	■ Eureka, Utah. 6
■ Apex, Nev. 3	■ Belmont, Utah. 38	■ Brockhoff, Nebr. 42	■ Cedar Rapids, Iowa, 1, 2, 6, 46	■ Colton, Nebr. 1, 2	■ Enterprise, Kans. 24	■ Emerald, Wash. 74	■ Eureka Lake, Kans. 24
■ Appleton, Idaho. 61	■ Beloit, Kans. 26	■ Brogan, Ore. 70	■ Central City, Utah (See Cedar City, Utah) 70	■ Colton, Nebr. 1, 2	■ Enterprise, Kans. 24	■ Emerald, Wash. 74	■ Evans, Colo. 30
■ Apple Valley, Ida. 20	■ Belmont, Utah. 38	■ Brookville, Kans. 24	■ Cereso, Neb. 85	■ Colton, Nebr. 1, 2	■ Enterprise, Kans. 24	■ Emerald, Wash. 74	■ Evanston, Wyo. A, B, D, E, H, 1, 2, 30
■ Ara, Colo. 42	■ Beloit, Kans. 26	■ Broughton, Kans. 25	■ Chafee, Wash. 78	■ Colton, Nebr. 1, 2	■ Enterprise, Kans. 24	■ Emerald, Wash. 74	■ Garrison, Kans. 54
■ Arapahoe, Colo. 24	■ Belmont, Utah. 38	■ Brown, Nev. 3	■ Champlin, Utah. 3	■ Colton, Nebr. 1, 2	■ Enterprise, Kans. 24	■ Emerald, Wash. 74	■ Garrison, Wash. 76
■ Arcadia, Ore. 20	■ Belmont, Utah. 38	■ Brownale, Kans. 25	■ Chapman, Kans. 24	■ Colton, Nebr. 1, 2	■ Enterprise, Kans. 24	■ Emerald, Wash. 74	■ Gateway, Ore. 87
■ Archer, Wyo. 1, 2	■ Belmont, Utah. 38	■ Browning, Utah. 36	■ Chapman, Nebr. 3	■ Colton, Nebr. 1, 2	■ Enterprise, Kans. 24	■ Emerald, Wash. 74	■ Gateway, Utah. 1, 2
■ Arco, Idaho. 56	■ Belmont, Utah. 38	■ Browns, Mont. 36	■ Chubbuck, Idaho. 36	■ Colton, Nebr. 1, 2	■ Enterprise, Kans. 24	■ Emerald, Wash. 74	■ Geb, Wash. 74
■ Arcola, Kans. 21	■ Belmont, Utah. 38	■ Brownson, Nebr. 1, 2	■ Church Buttes, Wyo. 1, 2	■ Colton, Nebr. 1, 2	■ Enterprise, Kans. 24	■ Emerald, Wash. 74	■ Geneva, Utah. 4
■ Arden, Nev. 3	■ Belmont, Utah. 38	■ Broxon, Idaho. 20	■ Chubbuck, Idaho. 36	■ Colton, Nebr. 1, 2	■ Enterprise, Kans. 24	■ Emerald, Wash. 74	■ Genoa, Nebr. 46, 48
■ Arena, Colo. 24	■ Belmont, Utah. 38	■ Brule, Nebr. 1, 2, 17	■ Chubbuck, Idaho. 36	■ Colton, Nebr. 1, 2	■ Enterprise, Kans. 24	■ Emerald, Wash. 74	■ Georgetown, Idaho. 20
■ Arimo, Idaho. 36	■ Belmont, Utah. 38	■ Bruun, Ore. 20	■ Chubbuck, Idaho. 36	■ Colton, Nebr. 1, 2	■ Enterprise, Kans. 24	■ Emerald, Wash. 74	■ Gerling, Nebr. 42
■ Arling, Idaho. 67	■ Belmont, Utah. 38	■ Bryan, Wyo. 1, 2	■ Chubbuck, Idaho. 36	■ Colton, Nebr. 1, 2	■ Enterprise, Kans. 24	■ Emerald, Wash. 74	■ Gerrit, Idaho. 39
■ Arlington, Ore. C, W, 20, 74	■ Belmont, Utah. 38	■ Bryce Canyon Park, Ut. (See Cedar City, Utah) 70	■ Chubbuck, Idaho. 36	■ Colton, Nebr. 1, 2	■ Enterprise, Kans. 24	■ Emerald, Wash. 74	■ Gibbon, Nebr. 20
■ Armstead, Mont. R, 36	■ Belmont, Utah. 38	■ Buckley, Calif. B, E, 14	■ Chubbuck, Idaho. 36	■ Colton, Nebr. 1, 2	■ Enterprise, Kans. 24	■ Emerald, Wash. 74	■ Gibson, Idaho. 36
■ Armstrong, Wash. 76	■ Belmont, Utah. 38	■ Berryman, Wash. 80	■ Chubbuck, Idaho. 36	■ Colton, Nebr. 1, 2	■ Enterprise, Kans. 24	■ Emerald, Wash. 74	
■ Army, Idaho. 56	■ Belmont, Utah. 38	■ Beryl, Utah. 3	■ Chubbuck, Idaho. 36	■ Colton, Nebr. 1, 2	■ Enterprise, Kans. 24	■ Emerald, Wash. 74	
■ Arnold, Nebr. 43	■ Belmont, Utah. 38	■ Besslen, Idaho. 20	■ Chubbuck, Idaho. 36	■ Colton, Nebr. 1, 2	■ Enterprise, Kans. 24	■ Emerald, Wash. 74	
■ Arroya, Colo. 24	■ Belmont, Utah. 38	■ Beverly, Kans. 28	■ Chubbuck, Idaho. 36	■ Colton, Nebr. 1, 2	■ Enterprise, Kans. 24	■ Emerald, Wash. 74	
■ Arrow, Idaho. 77	■ Belmont, Utah. 38	■ Bickel, Idaho. 60	■ Chubbuck, Idaho. 36	■ Colton, Nebr. 1, 2	■ Enterprise, Kans. 24	■ Emerald, Wash. 74	
■ Ascalon, Colo. 24	■ Belmont, Utah. 38	■ Biggs, Ore. 87	■ Chubbuck, Idaho. 36	■ Colton, Nebr. 1, 2	■ Enterprise, Kans. 24	■ Emerald, Wash. 74	
■ Ash, Wash. 74	■ Belmont, Utah. 38	■ Big Springs, Idaho. 39	■ Chubbuck, Idaho. 36	■ Colton, Nebr. 1, 2	■ Enterprise, Kans. 24	■ Emerald, Wash. 74	
■ Ashby, Wash. 74	■ Belmont, Utah. 38	■ Birdwood, Mont. R, 36, 39, 40	■ Chubbuck, Idaho. 36	■ Colton, Nebr. 1, 2	■ Enterprise, Kans. 24	■ Emerald, Wash. 74	
■ Asherville, Kans. 26	■ Belmont, Utah. 38	■ Bishop, Wash. 77	■ Chubbuck, Idaho. 36	■ Colton, Nebr. 1, 2	■ Enterprise, Kans. 24	■ Emerald, Wash. 74	
■ Ashton, Idaho. O, R, 36, 39, 40	■ Belmont, Utah. 38	■ Bitter Creek, Wyo. 1, 2	■ Chubbuck, Idaho. 36	■ Colton, Nebr. 1, 2	■ Enterprise, Kans. 24	■ Emerald, Wash. 74	
■ Aspen, Wyo. 1, 2	■ Belmont, Utah. 38	■ Black Buttes, Wyo. 1, 2	■ Chubbuck, Idaho. 36	■ Colton, Nebr. 1, 2	■ Enterprise, Kans. 24	■ Emerald, Wash. 74	
■ Assaria, Kans. 27	■ Belmont, Utah. 38	■ Blackfoot, Ida. O, R, 36, 55	■ Chubbuck, Idaho. 36	■ Colton, Nebr. 1, 2	■ Enterprise, Kans. 24	■ Emerald, Wash. 74	
■ Athena, Ore. 84	■ Belmont, Utah. 38	■ Black Lake, Idaho. 79	■ Chubbuck, Idaho. 36	■ Colton, Nebr. 1, 2	■ Enterprise, Kans. 24	■ Emerald, Wash. 74	
■ Atkinson, Utah. 32	■ Belmont, Utah. 38	■ Black Rock, Utah. 3	■ Chubbuck, Idaho. 36	■ Colton, Nebr. 1, 2	■ Enterprise, Kans. 24	■ Emerald, Wash. 74	
■ Attalia, Wash. 74, 78	■ Belmont, Utah. 38	■ Black Wolf, Kans. 24	■ Chubbuck, Idaho. 36	■ Colton, Nebr. 1, 2	■ Enterprise, Kans. 24	■ Emerald, Wash. 74	
■ Atwood, Colo. 17	■ Belmont, Utah. 38	■ Black's Creek, Ida. 20	■ Chubbuck, Idaho. 36	■ Colton, Nebr. 1, 2	■ Enterprise, Kans. 24	■ Emerald, Wash. 74	
■ Auburn, Calif. 14	■ Belmont, Utah. 38	■ Blaine, Idaho. 65	■ Chubbuck, Idaho. 36	■ Colton, Nebr. 1, 2	■ Enterprise, Kans. 24	■ Emerald, Wash. 74	
■ Auburn, Colo. 17	■ Belmont, Utah. 38	■ Blair, Kans. 53	■ Chubbuck, Idaho. 36	■ Colton, Nebr. 1, 2	■ Enterprise, Kans. 24	■ Emerald, Wash. 74	
■ Auburn, Wash. 20	■ Belmont, Utah. 38		■ Chubbuck, Idaho. 36	■ Colton, Nebr. 1, 2	■ Enterprise, Kans. 24	■ Emerald, Wash. 74	
■ Ault, Colo. 30	■ Belmont, Utah. 38		■ Chubbuck, Idaho. 36	■ Colton, Nebr. 1, 2	■ Enterprise, Kans. 24	■ Emerald, Wash. 74	













## CHICAGO to LOS ANGELES via Omaha

**Table A**  
Condensed Schedules  
All Trains Daily

	Streamliner City of Los Angeles 103 Daily Example	Los Angeles Limited 1 Daily Example	Mail and Express- Utahn 13-3 Daily Example	Pacific- Pony Express 21-37 Daily Example
Lv New York (E.T.) N.Y.C.	5.00 SA			
Ar Chicago (C.T.)	9.15 SU			
Lv New York (E.T.) Penn.RR	4.35 SA			
Lv N. Philadelphia (E.T.)	6.09 SA			
Ar Chicago (C.T.)	8.20 SU			
Lv Wash'gton (E.T.) Penn.RR	5.30 SA			
Ar Chicago (C.T.)	8.35 SU			
Lv Chicago (C.T.) C. & N.W.	7.15 SU	12.01 SU	8.45 SU	8.10 SU
Ar Omaha	3.00 MO	9.30 SU	9.25 SU	8.00 MO
Lv Minneapolis C. & N.W.		9.00 SU	9.00 SU	9.15 SU
" St. Paul		9.40 "	9.40 "	9.55 SU
" Sioux City		4.55 "	4.55 "	4.30 MO
Ar Omaha		7.35 SU	7.35 SU	7.10 MO
Lv St. Louis (Wab.)				7.50 SU
Ar Omaha				8.20 MO
Lv Omaha (C.T.) Un. Pac.	3.10 MO	9.55 SU	10.00 SU	8.30 MO
" Fremont		9.15 "	10.50 "	8.10 "
" Columbus		9.45 "	11.50 "	8.40 "
" Grand Island	5.11 "	12.38 MO	1.25 MO	11.25 "
" Kearney		1.00 "	2.26 "	12.11 "
Ar North Platte (C.T.)	7.01 "	2.50 "	4.40 "	2.00 "
Lv North Platte (M.T.)	6.02 "	2.05 "	3.55 "	1.10 "
" Sidney	7.45 "	4.28 "	7.05 "	3.50 "
Ar Cheyenne	9.30 MO	6.35 MO	10.10 MO	6.10 MO
Lv St. Louis (Wab.) (C.T.)			4.00 SU	
Lv Kansas City (Un. Pac.)			9.30 SU	11.30 SU
Lv Denver (M.T.)			7.55 MO	5.20 MO
Lv Cheyenne	9.40 MO	6.50 MO	10.45 MO	6.25 MO
" Laramie	11.02 "	8.23 "	12.25 "	8.10 "
" Rawlins	12.49 "	10.38 "	2.45 "	10.50 MO
" Rock Springs		1.00 "	4.57 "	1.25 TU
" Green River	3.04 "	1.20 "	5.45 "	2.10 "
" Evanson	4.48 "	3.25 "	7.53 "	4.30 "
Ar Ogden			9.45 "	6.25 "
Lv Ogden			10.10 "	7.15 "
Lv Salt Lake City	7.00 "	6.00 "	11.00 "	8.10 "
Lv Salt Lake City	7.20 "	6.30 "	11.20 "	9.05 "
Lv Milford		10.15 "	3.15 TU	2.40 "
Ar Lund	10.56 MO	10.47 MO	3.58 TU	3.30 TU
Ar Cedar City	▲ 5.10 TU	▲ 5.10 TU	▲ 5.10 TU	▲ 4.45 TU
Lv Cedar City	▲ 9.30 MO	▲ 9.30 MO	▲ 9.30 MO	▲ 2.15 TU
Lv Lund	10.56 MO	10.47 MO	3.58 TU	3.30 TU
Ar Caliente (M.T.)	12.35 TU	1.05 TU	6.00 "	5.50 "
Lv Caliente (P.T.)	11.40 MO	12.15 "	5.10 "	5.05 "
" Las Vegas	2.25 TU	3.15 "	8.10 "	8.45 TU
Ar San Bernardino	7.20 "	9.15 "	2.05 "	4.25 WE
" Riverside	7.45 "	9.43 "	2.35 "	5.05 "
" East Los Angeles	8.40 "	10.50 "	3.40 "	6.40 "
Ar Los Angeles (P.T.)	9.00 TU	11.10 TU	4.00 TU	7.15 WE
Ar Pasadena	▲ 9.20 TU	▲ 11.30 TU	▲ 4.20 TU	▲ 7.25 WE
Ar Glendale	▲ 9.55 TU	▲ 12.05 TU	▲ 4.55 TU	▲ 8.00 WE
Ar Anaheim	▲ 9.50 TU	▲ 12.00 TU	▲ 4.50 TU	▲ 7.55 WE
Ar Long Beach	▲ 9.35 TU	▲ 11.45 TU	▲ 4.35 TU	▲ 7.40 WE
Ar San Pedro (P.T.)	▲ 10.05 TU	▲ 12.20 TU	▲ 5.05 TU	▲ 8.15 WE

### Equipment for Page 6

★ **NO. 103—Streamliner CITY OF LOS ANGELES—DAILY—Extra Fare**  
Cars from Chicago run via C. & N. W. east of Omaha.

Club Lounge Car ⊗ . . . . . Chicago to Los Angeles—(Barber, valet, bath, radio).  
Standard Sleeping Cars . . . . . Chicago to Los Angeles—Drawing-rooms, Compartments, Bedrooms, Roomettes, Sections (5 cars).  
Reclining Seat Coaches . . . . . Chicago to Los Angeles—(all reserved).  
Coach Lounge Car . . . . . Chicago to Los Angeles.  
Dining Car . . . . . A la carte and club or table d'hote service.

★ **NO. 1—LOS ANGELES LIMITED—DAILY—No Extra Fare**

Cars from Chicago and Minneapolis-St. Paul run via C. & N. W. to Omaha; thence U. P.  
Club Lounge Car ⊗ . . . . . Chicago to Los Angeles—(Barber, valet, radio).  
Standard Sleeping Cars . . . . . Chicago to Los Angeles—2 Drawing-rooms, 4 Compartments, 4 Double Bedrooms.  
Chicago to Los Angeles—6 Sec., 6 Rmte., 4 Dbl. Bdrm.  
Chicago to Los Angeles—12 Sections, D. R. (2 cars).  
New York to Los Angeles—6 Sections, 6 Double Bedrooms (N.Y.C. No. 63 to Chicago).  
New York to Los Angeles—6 Sections, 6 Double Bedrooms (P.R.R. No. 49 to Chicago).  
Washington to Los Angeles—12 Sections, D.R. (P.R.R. No. 59 to Chicago).  
Minneapolis-St. Paul to Los Angeles—6 Sec., 6 Rmte., 4 Double Bedrooms (203-10-203 to Omaha).  
Chicago to Cheyenne—10 Sections, D.R., Compts. (Nos. 3-11-35 to West Yellowstone; summer season only).  
Omaha to Denver—12 Sections, 2 Double Bedrooms (No. 53 beyond North Platte).

Reserved Seat Coaches . . . . . Chicago to Los Angeles (2 cars—reclining seats).  
Dining Car . . . . . A la carte and club or table d'hote service.

★ **NO. 13-3—MAIL AND EXPRESS—UTAHN—DAILY**

13 to Cheyenne; 3 to Los Angeles. Cars from Chicago run via C. & N. W. east of Omaha.  
Club Lounge Car ⊗ . . . . . Cheyenne to Los Angeles.  
Standard Sleeping Cars . . . . . No sleeping cars between Chicago and Cheyenne.  
Cheyenne to Ogden—6 Sections, 6 Roomettes, 4 Double Bedrooms (Wab.-U.P. 9 from St. Louis; S.P. 27 to San Francisco).  
Cheyenne to Los Angeles—6 Sections, 6 Roomettes, 4 Double Bedrooms (No. 9 from St. Louis).  
Ogden to Los Angeles—12 Sec., D.R. (No. 48 to Salt Lake City where it is open for occupancy at 8:00 p.m.).  
Salt Lake City to Cedar City—10 Sections, D. R. Compts. (No. 301 beyond Lund; summer season only).  
Cedar City to Los Angeles—10 Sections, D. R., Compts. (No. 302 to Lund; summer season only).

Reclining Seat Coaches . . . . . Chicago to Omaha (not reserved).  
Omaha to Los Angeles (not reserved).  
Cheyenne to Los Angeles (Wab.-U.P. 9 from St. Louis—all seats reserved).

Dining Car . . . . . Cheyenne to Los Angeles—a la carte and club or table d'hote service.

★ **21-37—PACIFIC—PONY EXPRESS—DAILY**

21 to Ogden; 37 to Los Angeles. Cars from Chicago run via C. & N. W. east of Omaha.  
Club Lounge Car Service ⊗ . . . . . Chicago to Los Angeles.  
Standard Sleeping Cars . . . . . Chicago to Los Angeles—12 Sections, D.R.  
Chicago to Salt Lake City—10 Sec., 3 Dbl. Bedrooms.  
Minneapolis-St. Paul to Los Angeles—12 Sections, D.R. (203-10-203 to Omaha).  
Butte to Los Angeles—10 Sections, 3 Double Bedrooms (No. 30 to Salt Lake City).  
Las Vegas to Los Angeles—10 Sections, D.R., Compts.  
Chicago and Omaha to Los Angeles.  
Ogden to Los Angeles (No. 37 from Kansas City).  
Dining Car . . . . . A la carte and club or table d'hote service.

### Footnotes for Page 6

⊗ Club and lounge cars are for the exclusive use of standard sleeping car passengers. The City of Los Angeles has a lounge car for coach passengers.

■ Conditional stop; see Tables 1 and 3.

(f) Stops only on signal.

♣ Motor Bus connections with main line trains at East Los Angeles

● Extra fare train; see tables 1 and 2.

★ Regularly assigned through cars air-conditioned.

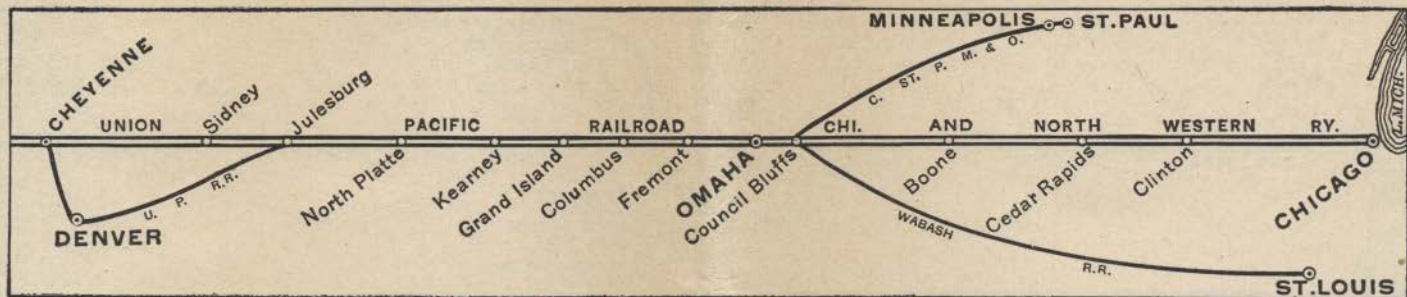
▲ Motor bus between Lund and Cedar City. □ Runs via Borie Cut-off; not via Cheyenne.

○ No. 1 and No. 103 do not operate into Ogden Union Station.

(E.T.) Eastern time, (C.T.) Central time, (M.T.) Mountain time, (P.T.) Pacific time. Time from 12.01 midnight to 12.00 noon shown in light face type.

Time from 12.01 noon to 12.00 midnight shown in heavy face type.





## LOS ANGELES to CHICAGO via Omaha

<b>Table A</b> Condensed Schedules All Trains Daily		Streamliner City of Los Angeles 104 Daily Example	Los Angeles Limited 2 Daily Example	Utahn-San Fran. Overland 4-28 Daily Example	Pony Express-Pacific 38-22 Daily Example
Lv San Pedro (P.T.)	3.20 su	10.30 su	8.00 su	4.30 su	
Lv Long Beach	3.50 su	11.00 su	8.35 su	5.00 su	
Lv Anaheim	3.45 su	10.55 su	8.25 su	4.55 su	
Lv Glendale	3.30 su	10.50 su	8.20 su	4.45 su	
Lv Pasadena	4.10 su	11.25 su	8.55 su	5.25 su	
Lv Los Angeles (P.T.)	5.00 su	12.01 su	9.30 su	6.00 su	
" East Los Angeles	5.20 "	12.25 "	9.55 "	6.25 "	
" Riverside	6.12 "	1.30 "	11.00 "	7.50 "	
" San Bernardino	6.38 "	1.55 "	11.25 "	8.25 su	
Lv Las Vegas	11.55 su	8.05 "	5.45 "	4.05 mo	
Ar Caliente (P.T.)	2.35 mo	10.55 su	8.35 "	7.25 "	
Ar Caliente (M.T.)	3.40 "	12.05 mo	9.45 "	8.40 "	
Ar Lund	5.15 mo	2.08 mo	11.55 su	10.55 mo	
Ar Cedar City	12.00 mo	5.10 mo	5.10 mo	12.00 mo	
Lv Cedar City	9.30 su	9.30 su	9.30 su	9.40 mo	
Lv Lund	5.15 mo	2.08 mo	11.55 su	10.55 mo	
Lv Milford		2.50 "	12.40 mo	11.45 "	No. 47
Ar Salt Lake City	8.45 "	6.45 "	4.40 "	4.45 "	
Lv Salt Lake City	9.05 "	7.15 "	5.00 "	5.20 "	7.00 mo
Ar Ogden			5.55 "	6.15 "	8.00 mo
Lv Ogden			6.20 "	7.15 "	
" Evanston	11.17 "	9.53 "	8.13 "	9.20 mo	
" Green River	1.00 "	11.53 "	10.30 "	12.25 tu	
" Rock Springs			10.49 "	12.45 "	
" Rawlins	3.14 "	2.33 "	1.15 "	3.20 "	
" Laramie	5.08 "	4.52 "	3.35 "	6.00 "	
Ar Cheyenne (M.T.)	6.20 mo	6.15 mo	5.00 mo	7.30 tu	
Ar Denver			7.45 mo	7.45 tu	
Ar Kansas City (C.T.)			7.45 tu	11.50 tu	
Ar St. Louis (Wab.)			1.00 tu	7.30 we	
Lv Cheyenne (M.T.)	6.30 mo	6.45 mo	5.25 mo	7.55 tu	
Lv Sidney	7.57 "	8.32 "	7.10 "	10.00 "	
Ar North Platte (M.T.)	9.37 "	10.35 "	9.02 "	12.15 "	
Lv North Platte (C.T.)	10.40 mo	11.45 mo	10.12 "	1.25 "	
" Kearney				3.22 "	
" Grand Island	12.33 tu	2.05 "	12.27 tu	4.32 "	
" Columbus				f 5.41 "	
" Fremont				f 6.43 "	
Ar Omaha	2.40 tu	4.35 tu	3.05 tu	7.50 tu	
Lv Omaha (Wab.)				8.20 tu	
Ar St. Louis				7.55 we	
Lv Omaha C. & N. W.	2.50 tu	4.55 tu	3.25 tu	8.45 tu	
Ar Chicago (C.T.)	10.45 tu	2.35 tu	1.00 tu	8.15 we	
Lv Chicago (CT) Penn. RR		6.30 tu			
Ar Washington (E.T.)		12.20 we			
Lv Chicago (CT) Penn. RR		6.30 tu			
Ar N. Phila., Pa. (E.T.)		11.00 we			
Ar New York (E.T.)		12.30 we			
Lv Chicago (CT) N.Y.C.		6.15 tu			
Ar New York (E.T.)		12.15 we			
Lv Omaha C. & N. W.		9.00 tu		10.25 tu	
Ar Sioux City		12.01 tu		1.05 we	
Ar St. Paul		6.55 tu		7.10 "	
Ar Minneapolis (C.T.)		7.30 tu		7.40 we	

### Equipment for Page 7

★ **NO. 104—Streamliner CITY OF LOS ANGELES—Daily—Extra Fare**  
Cars to Chicago run via C. & N. W. east of Omaha.

Club Lounge Car ⊗ . . . . . Los Angeles to Chicago—(Barber, valet, bath, radio).  
Standard Sleeping Cars . . . . . Los Angeles to Chicago—Drawing-rooms, Compts.,  
Bedrooms, Roomettes, Sections (5 cars).  
Reclining Seat Coaches . . . . . Los Angeles to Chicago—(all seats reserved).  
Coach Lounge Car . . . . . Los Angeles to Chicago.  
Dining Car . . . . . A la carte and club or table d'hote service.

★ **NO. 2—LOS ANGELES LIMITED—DAILY—No Extra Fare**  
Cars to Chicago and St. Paul-Minneapolis run via C. & N. W. east of Omaha.

Club Lounge Car ⊗ . . . . . Los Angeles to Chicago—(Barber, valet, radio).  
Standard Sleeping Cars . . . . . Los Angeles to Chicago—2 Drawing-rooms, 4 Com-  
partments, 4 Double Bedrooms.  
Los Angeles to Chicago—6 Sections, 6 Roomettes,  
4 Double Bedrooms.  
Los Angeles to Chicago—12 Sections, D. R. (2 cars).  
Los Angeles to New York—6 Sections, 6 Double Bed-  
rooms (N.Y.C. No. 22 east of Chicago).  
Los Angeles to New York—6 Sections, 6 Double Bed-  
rooms (P.R.R. No. 2 east of Chicago).  
Los Angeles to Washington—12 Sections, D.R. (P.R.R.  
No. 2 east of Chicago).  
Los Angeles to St. Paul-Minneapolis—6 Sections,  
6 Rmttes., 4 Dbl. Bdrms. (204-9-204 east of Omaha).  
Dining Car . . . . . A la carte and club or table d'hote service.

★ **NO. 4-28—UTAHN—SAN FRANCISCO OVERLAND—DAILY**  
4 to Cheyenne; 28 to Chicago.  
Cars to Chicago run via C. & N. W. east of Omaha.

Club Lounge Car Service ⊗ . Los Angeles to Chicago.  
Standard Sleeping Cars . . . . . Los Angeles to Cedar City—10 Sec., D. R., Compts.  
(No. 301 Lund to Cedar City; summer season only).  
Los Angeles to Ogden—12 Sec., D. R. (occupancy at  
Salt Lake till 7:00 a.m.—thence No. 47 to Ogden).  
Los Angeles to Cheyenne—6 Sections, 6 Roomettes,  
4 Double Bedrooms (No. 10 to St. Louis).  
Cedar City to Salt Lake City—10 Sections, D. R. Compts.  
(No. 502 to Lund; summer season only).  
Cheyenne to Chicago—Drawing-rooms, Compart-  
ments, Bedrooms, Roomettes, Sections (No. 28 from  
San Francisco).  
Reclining Seat Coaches . . . . . Los Angeles to Omaha (No. 14 east of Cheyenne).  
Cheyenne to Chicago (No. 28 from San Francisco—  
all seats reserved).  
Los Angeles to Cheyenne (No. 10 to St. Louis—all  
seats reserved).  
Dining Car . . . . . A la carte and club or table d'hote service.

★ **NO. 38-22—PONY EXPRESS—PACIFIC—DAILY**  
38 to Ogden; 22 to Chicago. Cars to Chicago run via C. & N. W. east of Omaha.

Club Lounge Car Service ⊗ . Los Angeles to Chicago.  
Standard Sleeping Cars . . . . . Los Angeles to Chicago—12 Sections, D. R.  
Los Angeles to Butte—10 Sections, 3 Double Bedrooms  
(No. 29 north of Salt Lake City).  
Salt Lake City to Chicago—10 Sec., 3 Dbl. Bedrooms.  
Los Angeles to Las Vegas—10 Sections, D. R., Compts.  
Los Angeles to St. Paul-Minneapolis—12 Sections, D.R.  
(204-9-204 east of Omaha).  
Reclining Seat Coaches . . . . . Los Angeles to Ogden (for Kansas City).  
Los Angeles to Omaha and Chicago.  
Dining Car . . . . . A la carte and club or table d'hote service.

### Footnotes for Page 7

- ⊗ Club and lounge cars are for the exclusive use of standard sleeping car passengers.
- The City of Los Angeles has a lounge car for coach passengers.
- ⊠ Conditional stop; see Tables 1 or 3. (f) Stops only on signal.
- ◆ Motor bus connections with main line trains at East Los Angeles.
- Extra fare train; see tables 1 and 2. ★ Regularly assigned through cars air-conditioned.
- ▲ Motor bus between Lund and Cedar City. □ Runs via Borie; not via Cheyenne.
- ⊙ No. 2 and No. 104 do not operate into Ogden Union Station.
- (E.T.) Eastern time. (C.T.) Central time. (M.T.) Mountain time. (P.T.) Pacific time.

Time from 12.01 midnight to 12.00 noon shown in light face type.  
Time from 12.01 noon to 12.00 midnight shown in heavy face type.





## CHICAGO to SAN FRANCISCO via Omaha

<b>Table B</b> Condensed Schedules All Trains Daily		Streamliner City of San Francisco 101 Daily Example	San Francisco Overland 27 Daily Example	Gold Coast 23 Daily Example
Lv New York (E.T.) N.Y.C.			11.30 SAT	
Ar Chicago (C.T.)			3.20 SUN	
Lv New York (E.T.) Penn R.R.			11.40 SAT	
Lv N. Phila., Pa. (E.T.)			1.08 SUN	
Ar Chicago (C.T.)			3.40 SUN	
Lv Washington (E.T.) B & O.				11.40 SAT
Ar Chicago (C.T.)				3.45 SUN
Lv Wash'gton (E.T.) Penn.R.R.				11.35 SAT
Ar Chicago (C.T.)				3.40 SUN
C. & N. W.				
Lv Chicago (C.T.)	7.30 SUN	8.00 SUN	8.30 SUN	
Lv Clinton	9.42 "	10.25 "	11.20 SUN	
Lv Cedar Rapids	10.55 SUN	11.46 SUN	1.00 MON	
Ar Council Bluffs		5.10 MON	8.10 "	
Ar Omaha	3.15 MON	5.30 MON	8.40 MON	
C. & N. W.				
Lv Minneapolis		(203-2-203) 9.00 SUN	(201-2-201) 9.15 SUN	
Lv St. Paul		9.40 "	9.55 SUN	
Lv Sioux City		4.55 "	4.30 MON	
Ar Omaha		7.35 SUN	7.10 MON	
Lv St. Louis (Wab.)			7.50 SUN	
Ar Omaha			8.20 MON	
Union Pacific				
Lv Omaha (C.T.)	3.25 MON	5.45 MON	9.10 MON	
" Fremont		"	9.59 "	
" Columbus		"	10.58 "	
" Grand Island	5.26 "	8.25 "	12.30 "	
" Kearney		"	1.25 "	
Ar North Platte (C.T.)	7.16 "	10.40 "	3.25 "	
Lv North Platte (M.T.)	6.17 "	9.50 "	3.25 "	
" Sidney	8.03 "	12.13 "	5.25 "	
Ar Cheyenne	9.48 MON	2.20 MON	7.50 MON	
Lv St. Louis (Wab.) (C.T.)		4.00 SUN		
Lv Kansas City (Un. Pac.)		9.30 SUN	11.30 SUN	
Lv Denver (M.T.)		7.55 MON	5.20 MON	
Lv Cheyenne	9.58 MON	2.35 MON	8.10 MON	
" Laramie	11.18 "	4.08 "	10.05 MON	
" Rawlins	1.05 "	6.23 "	1.10 TUE	
" Rock Springs		"	4.12 "	
Ar Green River	3.14 "	9.00 "	4.40 "	
Lv Green River	3.19 "	9.10 "	5.00 "	
" Evanston	5.03 "	11.17 MON	7.30 "	
Ar Ogden (M.T.)	6.35 MON	1.03 TUE	9.30 TUE	
Lv Salt Lake City (M.T.)		11.55 MON	7.00 TUE	
Southern Pacific				
Lv Ogden (M.T.)	6.45 MON	1.18 TUE	10.15 TUE	
" Reno (P.T.)	2.27 TUE	11.11 "	10.50 TUE	
" Truckee		12.09 "	12.01 WED	
Ar Sacramento	6.55 "	4.10 "	5.05 "	
Lv Sacramento	7.00 "	4.15 "	5.25 "	
Ar Berkeley	8.28 "	6.01 "	7.46 "	
" Oakland (16th St.)	8.38 "	6.12 "	7.58 "	
" Oakland Pier	8.45 "	6.20 "	8.05 "	
Ar San Francisco (P.T.)	9.15 TUE	6.50 TUE	8.50 WED	

### Equipment for Page 8

#### ★ NO. 101—Streamliner CITY OF SAN FRANCISCO—Daily—Extra Fare

Cars from Chicago run via C. & N. W. to Omaha; U. P. to Ogden; S. P. to San Francisco.

Club Car ⊙..... Chicago to San Francisco (Valet, radio).  
Standard Sleeping Cars... Chicago to San Francisco—Drawing-rooms, Compts.,  
Bedrooms, Roomettes, Sections (7 cars).  
Reclining Seat Coaches... Chicago to San Francisco—(all seats reserved).  
Coffee Shop Dining Car... A la carte and club or table d'hote service.  
Main Dining Car... A la carte and club or table d'hote service.

#### ★ NO. 27—SAN FRANCISCO OVERLAND—DAILY

Pullmans and reserved seat coaches, no extra fare, Chicago to San Francisco.

Cars from Chicago run via C. & N. W. to Omaha; U. P. to Ogden; S. P. to San Francisco.

Club Lounge Car ⊙..... Chicago to San Francisco (Barber, valet, radio).  
Standard Sleeping Cars... New York to San Francisco—10 Sections, Drawing  
room, Compartments (P.R.R. No. 79 to Chicago).  
New York to San Francisco—8 Sec., D.R., Compts.  
(N.Y.C. No. 59 to Chicago).  
Chicago to San Francisco—2 Drawing-rooms, 4 Com-  
partments, 4 Double Bedrooms.  
Chicago to San Francisco—6 Sections, 6 Roomettes,  
4 Double Bedrooms.  
Salt Lake City to San Francisco—10 Sections, D. R.,  
Compts. (No. 33 to Ogden).  
Reclining Seat Coaches... Chicago to San Francisco (3 cars—48 seats each—all  
reserved).  
Coffee Shop Dining Car... A la carte and club or table d'hote service.  
Main Dining Car... A la carte and club or table d'hote service.

#### ★ NO. 23—GOLD COAST—DAILY

Cars from Chicago run via C. & N. W. to Omaha; U. P. to Ogden; S. P. to San Francisco.

Lounge Car ⊙..... Chicago to San Francisco.  
Observation Sleeping Car ⊙ Salt Lake City to San Francisco—10 Sections (No. 47  
to Ogden).  
Standard Sleeping Cars... Washington, D. C. to San Francisco—12 Sections,  
D. R. (P.R.R. No. 51-79 to Chicago).  
Washington, D. C. to San Francisco—12 Sections,  
D. R. (B & O No. 7 to Chicago).  
Chicago to San Francisco—12 Sections, D. R.  
St. Louis via Omaha to San Francisco—12 Sections  
D. R. (Wab. 11 to Omaha).  
Reclining Seat Coaches... Chicago to San Francisco.  
Women-Childrens Coach... Chicago to San Francisco (reclining seats).  
Dining Car... A la carte and club or table d'hote service.

### Footnotes for Page 8

⊙ Club and lounge cars are for the exclusive use of standard sleeping car passengers.

⊠ Conditional stop; see Table 1.

● Extra fare train; see tables 1 and 2.

(f) Stops only on signal.

□ Runs via Borie Cut-off; not via Cheyenne.

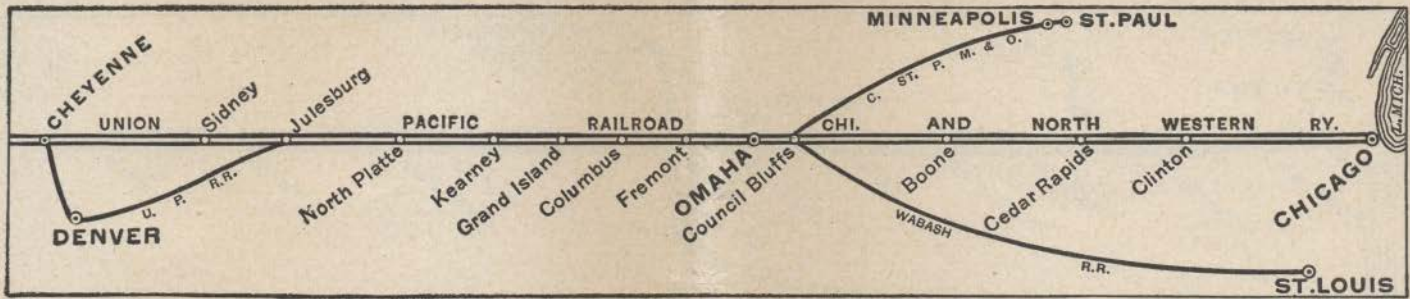
★ Regularly assigned through cars air-conditioned.

(E.T.) Eastern time. (C.T.) Central time. (M.T.) Mountain time. (P.T.) Pacific time.

Time from 12:01 midnight to 12:00 noon shown in light face type.

Time from 12:01 noon to 12:00 midnight shown in heavy face type.





## SAN FRANCISCO to CHICAGO via Omaha

<b>Table B</b> Condensed Schedules All Trains Daily		Streamliner City of San Francisco 102 Daily Example	San Francisco Overland 28 Daily Example	Gold Coast 24 Daily Example
Southern Pacific				
Lv	San Francisco (P.T.)	5.00 SUN	11.00 SUN	7.00 SUN
"	Oakland Pier	5.30 "	11.30 "	7.35 "
"	Oakland (16th St.)	5.37 "	11.38 "	7.44 "
"	Berkeley	5.45 "	11.47 "	7.54 "
Ar	Sacramento	7.13 "	1.35 "	10.20 "
Lv	Sacramento	7.18 "	1.40 "	10.40 SUN
"	Truckee	"	5.40 "	1 3.30 MON
"	Reno (P.T.)	11.52 SUN	6.40 SUN	4.45 "
Ar	Ogden (M.T.)	9.40 MON	6.25 MON	6.00 MON
Union Pacific				
Ar	Salt Lake City (M.T.)	"	8.00 MON	8.00 MON
Lv	Ogden (M.T.)	9.55 MON	6.45 MON	7.00 MON
"	Evanston	11.27 "	8.38 "	9.00 "
Ar	Green River	1.05 "	10.30 "	11.00 "
Lv	Green River	1.10 "	10.40 "	11.10 "
"	Rock Springs	"	"	11.30 MON
"	Rawlins	3.24 "	1.25 "	2.23 TUE
"	Laramie	5.18 "	3.45 "	5.20 "
Ar	Cheyenne	6.30 MON	5.10 MON	7.00 TUE
"	Denver	"	7.45 MON	7.45 TUE
Ar	Kansas City (C.T.)	"	7.45 TUE	11.50 TUE
Ar	St. Louis (Wab.)	"	1.00 TUE	7.30 WED
Lv	Cheyenne	6.40 MON	5.25 MON	7.30 TUE
"	Sidney	8.02 "	7.10 "	9.35 "
Ar	North Platte (M.T.)	9.45 "	9.02 "	11.59 "
Lv	North Platte (C.T.)	10.48 MON	10.12 "	1.10 "
"	Kearney	"	"	3.10 "
"	Grand Island	12.36 TUE	12.27 TUE	4.20 "
"	Columbus	"	"	5.29 "
"	Fremont	"	"	6.29 "
Ar	Omaha	2.50 TUE	3.05 TUE	7.30 TUE
C. & N. W.				
Lv	Omaha	3.00 TUE	3.25 TUE	7.50 TUE
Lv	Council Bluffs	"	3.37 "	8.05 TUE
Ar	Cedar Rapids	7.05 "	8.17 "	2.00 WED
Ar	Clinton	8.25 "	9.55 "	3.50 "
Ar	Chicago (C.T.)	10.45 TUE	1.00 TUE	7.30 WED
Lv	Omaha (Wab.)	"	"	8.20 TUE
Ar	St. Louis	"	"	7.55 WED
C. & N. W.				
Lv	Omaha	"	(204-9-204) 9.00 TUE	(202-1-202) 10.25 TUE
Ar	Sioux City	"	12.01 "	1.05 WED
Ar	St. Paul	"	6.55 "	7.10 "
Ar	Minneapolis (C.T.)	"	7.30 TUE	7.40 WED
Lv	Chicago (C.T.) N.Y.C.	"	6.15 TUE	"
Ar	New York (E.T.)	"	12.15 WED	"
Lv	Chicago (C.T.) Penn. R.R.	"	5.30 TUE	"
Ar	N. Phila., Pa. (E.T.)	"	10.31 WED	"
Ar	New York (E.T.)	"	12.00 WED	"
Lv	Chicago (C.T.) B. & O.	"	"	10.40 WED
Ar	Washington (E.T.)	"	"	7.30 THU
Lv	Chicago (C.T.) Penn. R.R.	"	"	11.30 WED
Ar	Washington (E.T.)	"	"	7.35 THU

### Equipment for Page 9

#### ★ NO. 102—Streamliner CITY OF SAN FRANCISCO—Daily—Extra Fare

Runs via S. P. to Ogden, and via C. & N. W. east of Omaha.

Club Car ⊗.....San Francisco to Chicago—(Valet, radio).  
 Standard Sleeping Cars...San Francisco to Chicago—Drawing rooms, Compt.,  
 Bedrooms, Roomettes, Sections (7 cars).  
 Reclining Seat Coaches...San Francisco to Chicago—(all seats reserved).  
 Coffee Shop Dining Car...A la carte and club or table d'hote service.  
 Main Dining Car.....A la carte and club or table d'hote service.

#### ★ NO. 28—SAN FRANCISCO OVERLAND—DAILY

*Pullman and reserved seat coaches, no extra fare, San Francisco to Chicago.*

Runs via S. P. to Ogden, and via C. & N. W. east of Omaha.

Club Lounge Car ⊗.....San Francisco to Chicago (Barber, valet, radio).  
 Standard Sleeping Cars...San Francisco to New York—10 Sections, Drawing-  
 room, Compartments (P.R.R. No. 42 east of Chicago).  
 San Francisco to New York—8 Sections, D. R., Com-  
 partments (N.Y.C. No. 22 east of Chicago).  
 San Francisco to Chicago—2 Drawing-rooms, 4 Com-  
 partments, 4 Double Bedrooms.  
 San Francisco to Chicago—6 Sections, 6 Roomettes,  
 4 Double Bedrooms.  
 San Francisco to St. Louis—6 Sections, 6 Roomettes, 4  
 Double Bedrooms (U.P.-Wab. 10 east of Cheyenne).  
 San Francisco to Salt Lake City—10 Sections, D. R.,  
 Compts. (No. 30 south of Ogden).  
 Cheyenne to Chicago—10 Sections, D. R., Compts.  
 (Nos. 36-12-4 from West Yellowstone; summer season  
 only).

Reclining Seat Coaches...San Francisco to Chicago (3 cars—48 seats each—all reserved).  
 Coffee Shop Dining Car...A la carte and club or table d'hote service.  
 Main Dining Car.....A la carte and club or table d'hote service.

#### ★ NO. 24—GOLD COAST—DAILY

Runs via S. P. to Ogden, and via C. & N. W. east of Omaha.

Lounge Car ⊗.....San Francisco to Chicago.  
 Observation Sleeping Car ⊗San Francisco to Salt Lake City—10 Sections (No. 48 south of Ogden).  
 Standard Sleeping Cars...San Francisco to Washington, D. C.—12 Sections,  
 D. R. (P.R.R. No. 22-50 east of Chicago).  
 San Francisco to Washington, D. C.—12 Sections,  
 D. R. (B. & O. No. 10-18 east of Chicago).  
 San Francisco to Chicago—12 Sections, D. R.  
 San Francisco to St. Louis via Omaha—12 Sections,  
 D. R. (Wab. 14 east of Omaha).  
 Reclining Seat Coaches...San Francisco to Chicago.  
 Women-Childrens Coach...San Francisco to Chicago (reclining seats).  
 Dining Car.....A la carte and club or table d'hote service.

### Footnotes for Page 9

⊗ Club and lounge cars are for the exclusive use of standard sleeping car passengers.

⊠ Conditional stop; see Table 2.

□ Runs via Borie cut-off; not via Cheyenne,

(f) Stops only on signal.

● Extra fare train; see tables 1 and 2.

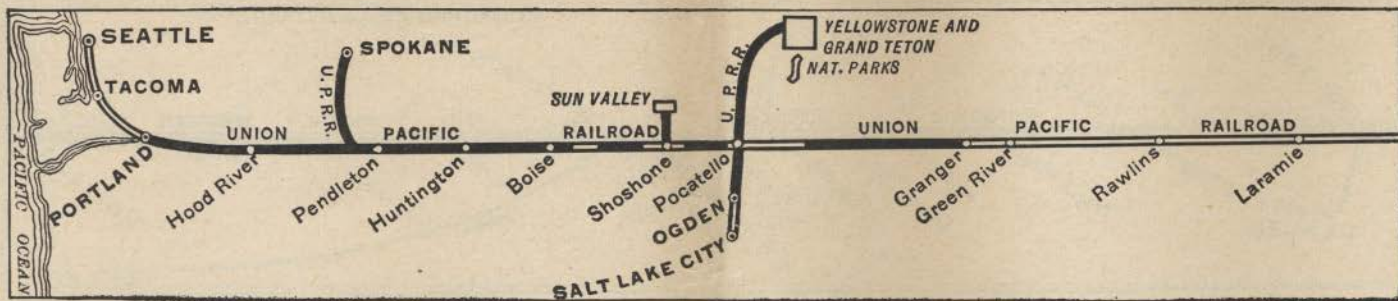
★ Regularly assigned through cars air-conditioned.

(E.T.) Eastern Time (C.T.) Central Time (M.T.) Mountain Time (P.T.) Pacific Time.

Time from 12:01 midnight to 12:00 noon shown in light face type.

**Time from 12.01 noon to 12.00 midnight shown in heavy face type.**





## CHICAGO to PORTLAND and SEATTLE via Omaha

Table C Condensed Schedules All Trains Daily		Streamliner City of Portland 105 Daily Example	Los Angeles Limited- Idahoan 1-3-11 Daily Example	Pacific- Portland Rose 21-17 Daily Example		
C. & N. W.						
Lv Chicago	4.55	SUN	12.01	SUN	8.10	SUN
Ar Omaha (C.T.)	1.30	MON	9.33	SUN	8.00	MON
Lv St. Louis (Wab.)					7.53	SUN
Ar Omaha					8.20	MON
Union Pacific						
Lv Omaha (C.T.)	1.40	MON	9.55	SUN	8.30	MON
" Fremont			9.55	SUN	8.30	MON
" Columbus			9.55	SUN	8.30	MON
" Grand Island	3.39	"	12.38	MON	11.25	"
" Kearney					12.11	"
Ar North Platte (C.T.)	5.27	"	2.50	"	2.00	"
Lv North Platte (M.T.)	4.30	"	2.05	"	1.10	"
" Sidney	6.10	"	4.28	"	3.50	"
Ar Cheyenne	7.50	MON	6.35	MON	6.10	MON
Lv St. Louis (Wab.) (C.T.)			4.00	SUN		
Lv Kansas City (Un. Pac.)			9.30	SUN	11.30	SUN
Lv Denver (M.T.)			7.55	MON	5.05	MON
Lv Cheyenne	8.00	MON	10.45	MON	6.25	MON
" Laramie	9.26	"	12.25	"	8.10	"
" Rawlins	11.19	"	2.45	"	10.50	MON
" Rock Springs			4.57	"	1.25	TUE
" Green River	1.40	"	5.50	"	3.15	"
" Kemmerer	2.55	"	7.20	"	5.00	"
" Montpelier	4.15	"	9.00	"	7.00	"
Ar Pocatello	6.00	MON	11.15	MON	9.30	TUE
Ar West Yellowstone			7.30	TUE		(Summer Season Only)
Lv West Yellowstone	(Summer Season Only)				7.30	MON
Lv Pocatello	6.10	MON	11.40	MON	10.05	TUE
" Mindoka	7.10	"	12.50	TUE	11.25	"
Ar Shoshone	7.55	MON	1.40	TUE	12.25	TUE
Lv Shoshone	8.05	MON	2.15	TUE	12.35	TUE
Ar Sun Valley (Ketchum)	10.05	MON	4.15	TUE	2.35	TUE
Lv Sun Valley (Ketchum)	5.45	MON	11.30	MON	10.20	TUE
Ar Shoshone	7.45	MON	1.30	TUE	12.20	TUE
Lv Shoshone	7.55	MON	1.40	TUE	12.25	TUE
" Glens Ferry	8.50	"	3.10	"	1.50	"
" Boise	10.15	"	4.55	"	3.45	"
" Nampa	10.40	MON	5.50	"	4.25	"
Ar Huntington (M.T.)	12.10	TUE	7.50	"	6.45	"
Lv Huntington (P.T.)	11.20	MON	7.05	"	6.00	"
" Baker	12.38	TUE	8.35	"	7.35	"
" La Grande	1.40	"	10.05	"	9.10	TUE
" Pendleton	3.52	"	12.35	"	12.25	WED
" Arlington			2.25	"	2.20	"
" The Dalles	6.07	"	3.50	"	4.00	"
" Hood River	6.38	"	4.27	"	4.40	"
Ar Portland (P.T.)	8.00	TUE	6.15	TUE	6.30	WED
Lv Portland	8.30	TUE	11.30	TUE	8.30	WED
Ar Tacoma	12.50	"	5.00	WED	12.50	"
Ar Seattle (P.T.)	2.15	TUE	6.45	WED	2.15	WED

### Equipment for Page 10

#### ★ NO. 105—Streamliner CITY OF PORTLAND—DAILY—No Extra Fare

Cars from Chicago run via C. & N. W. to Omaha; thence U. P.  
 Club Lounge Car ☉.....Chicago to Portland (Barber, valet, bath, radio).  
 Standard Sleeping Cars...Chicago to Portland—2 Drawing Rooms, 4 Compartments, 4 Double Bedrooms.  
 Chicago to Portland—6 Sections, 6 Roomettes, 4 Double Bedrooms (3 cars).  
 Reclining Seat Coaches...Chicago to Portland—All seats reserved.  
 Coach Lounge Car.....Chicago to Portland.  
 Coffee Shop Dining Car...A la carte and club or table d'hote service.  
 Main Dining Car.....A la carte and club or table d'hote service.

#### ★ NO. 1-3-11—LOS ANGELES LIMITED—IDAHOAN—DAILY

C. & N. W. 1 to Omaha; U. P. 1 to Cheyenne;  
 No. 3 to Green River; No. 11 to Portland.  
 Club Lounge Car Service ☉ Chicago to Portland.  
 Standard Sleeping Cars...Chicago to Cheyenne—Drawing-rooms, Compartments, Bedrooms, Roomettes, Sections (for Los Angeles).  
 Chicago to West Yellowstone—10 Sections, D. R., Compts. (No. 35 beyond Pocatello; summer season only).  
 Cheyenne to Portland—10 Sections, D. R., Compt. (No. 9 from St. Louis).  
 Pocatello to Portland—8 Sections, 1 D. R., 2 Compts. (No. 31 from Salt Lake City).  
 Pocatello to Boise—10 Sections, D. R., Compt. (No. 31 from Salt Lake City).  
 Reclining Seat Coaches...Chicago to Cheyenne (No. 1 to Los Angeles—48 seats—all reserved).  
 Cheyenne to Portland (No. 9 from St. Louis—48 seats—all reserved).  
 Green River to Portland (not reserved).  
 Pocatello to Portland—(No. 31 from Salt Lake City—48 seats—not reserved).  
 Dining Car.....A la carte and club or table d'hote service.

#### ★ NO. 21-17—PACIFIC—PORTLAND ROSE—DAILY

No. 21 to Green River; No. 17 to Portland.  
 Cars from Chicago run via C. & N. W. to Omaha; thence U. P.  
 Club Lounge Car Service ☉ Chicago to Portland.  
 Observation Sleeping Car ☉ Denver to Portland—10 Sections (No. 17 to Green River).  
 Standard Sleeping Cars...Chicago to Portland—12 Sections, D. R.  
 Pocatello to Spokane—12 Sections, D. R. (No. 33 from Salt Lake City; No. 66 north of Pendleton).  
 Denver to Portland—10 Sections, 3 Double Bedrooms (No. 17 to Green River).  
 Denver to Portland—12 Sections, D. R. (No. 17 to Green River).  
 Reclining Seat Coaches...Chicago to Portland.  
 Green River to Portland (No. 37-17 from Kansas City via Denver).  
 Denver to Spokane (No. 17 to Green River; No. 66 north of Pendleton).  
 Dining Car.....A la carte and club or table d'hote service.

### Footnotes for Page 10

☉ Club and lounge cars are for the exclusive use of standard sleeping car passengers. The City of Portland has a lounge car for coach passengers.

☐ Conditional stop; see Table 1. ☐ Runs via Borie Cut-off; not via Cheyenne.

★ Regularly assigned through cars air-conditioned. (f) Stops only on signal.

♦ Motor Bus. This service is provided passengers arriving or departing Shoshone and holding through rail tickets to and from Ketchum and room reservations at Sun Valley.

■ West Yellowstone, Montana, is gateway to Yellowstone National Park, Summer Season is about June 20 to September 10.

▲ Daily train No. 401.

\* Daily train No. 457.

(C.T.) Central time.

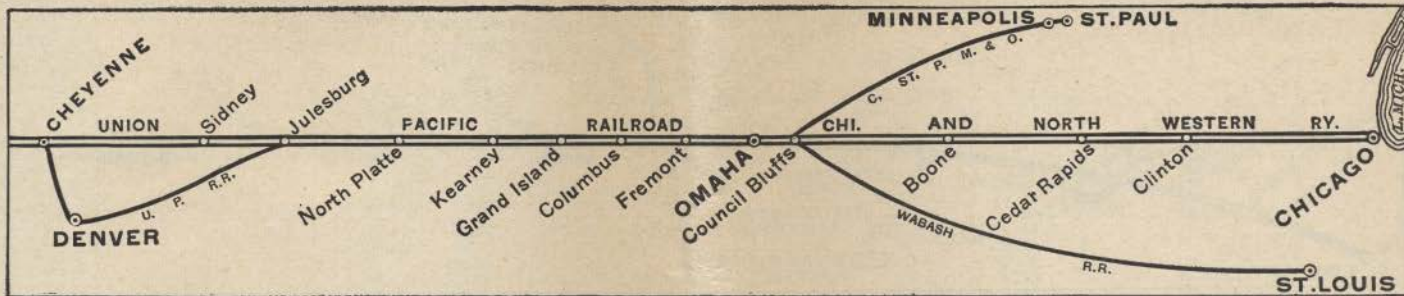
(M.T.) Mountain time.

(P.T.) Pacific time.

Time from 12.01 midnight to 12.00 noon shown in light face type.

Time from 12.01 noon to 12.00 midnight shown in heavy face type.





## SEATTLE and PORTLAND to CHICAGO via Omaha

Table C Condensed Schedules All Trains Daily		Streamliner City of Portland 106 Daily Example	Idahoan- San Francisco Overland 12-4-28 Daily Example	Portland Rose- Pacific 18-22 Daily Example
Union Pacific				
Lv Seattle (P.T.)	% 12.01 SUN	Δ 11.30 SAT	• 3.50 SUN	
" Tacoma	% 12.57 SUN	Δ 1.00 SUN	• 5.05 SUN	
Ar Portland	% 4.35 SUN	Δ 6.45 SUN	• 8.50 SUN	
Portland				
Lv Hood River	f 5.30 SUN	8.10 SUN	9.10 SUN	
" The Dalles	f 6.50 " "	9.40 " "	10.38 " "	
" Arlington	f 7.20 " "	10.20 " "	11.15 SUN	
" Pendleton	f 8.43 SUN	11.30 " "	12.15 MON	
" La Grande	12.02 MON	1.30 " "	2.25 " "	
" Baker	f 1.17 " "	4.00 " "	5.10 " "	
Ar Huntington (P.T.)	2.35 " "	5.23 " "	6.30 " "	
Lv Huntington (M.T.)	3.45 " "	7.00 " "	7.55 " "	
" Nampa	f 5.33 " "	8.10 " "	9.05 " "	
" Boise	6.00 " "	10.10 " "	11.20 " "	
" Glenns Ferry	7.10 " "	10.55 SUN	11.50 " "	
Ar Shoshone	8.10 MON	12.50 MON	1.40 " "	
Lv Shoshone	8.20 MON	2.05 MON	2.55 MON	
Ar Sun Valley (Ketchum)	10.20 MON	4.15 MON	5.05 MON	
Sun Valley (Ketchum)				
Lv Sun Valley (Ketchum)	8.00 MON	11.30 SUN	1.00 MON	
Ar Shoshone	8.00 MON	1.30 MON	2.45 MON	
Shoshone				
Lv Shoshone	8.10 MON	2.05 MON	2.55 MON	
" Minidoka	f 8.54 " "	3.00 " "	3.55 " "	
Ar Pocatello	9.50 MON	4.05 MON	5.05 MON	
West Yellowstone				
Ar West Yellowstone	Summer	Season Only	7.30 TUE	
Lv West Yellowstone		7.30 SUN	Summer Season Only	
Pocatello				
Lv Pocatello	10.00 MON	4.30 MON	5.30 MON	
" Montpelier	11.45 " "	6.50 " "	8.05 " "	
" Kemmerer	f 1.15 " "	8.33 " "	9.45 MON	
" Green River	2.35 " "	10.30 " "	12.25 TUE	
" Rock Springs	3.45 " "	10.49 " "	12.45 " "	
" Rawlins	4.49 " "	1.15 " "	3.20 " "	
" Laramie	6.40 " "	3.35 " "	6.00 " "	
Ar Cheyenne	7.50 MON	5.00 MON	7.30 TUE	
Denver				
Ar Denver		7.45 MON	8.10 TUE	
Ar Kansas City (C.T.)		7.45 TUE	11.50 TUE	
Ar St. Louis (Wab.) (C.T.)		1.00 TUE	7.30 WED	
Cheyenne				
Lv Cheyenne	8.00 MON	5.25 MON	7.55 TUE	
" Sidney	9.23 " "	7.10 " "	10.00 " "	
Ar North Platte (M.T.)	11.00 MON	9.02 " "	12.15 " "	
Lv North Platte (C.T.)	12.03 TUE	10.12 MON	1.25 " "	
" Kearney		1.25 TUE	3.22 " "	
" Grand Island	1.48 TUE	12.27 " "	4.32 " "	
" Columbus		1.30 " "	f 5.41 " "	
" Fremont		1.30 " "	f 6.43 " "	
Ar Omaha	3.50 TUE	3.05 TUE	7.50 TUE	
C. & N. W.				
Lv Omaha	4.00 TUE	3.25 TUE	8.45 TUE	
Ar Chicago (C.T.)	12.30 TUE	1.00 TUE	8.15 WED	
Omaha (Wab.)				
Lv Omaha (Wab.)			8.20 TUE	
Ar St. Louis			7.55 WED	

### Equipment for Page 11

#### ★ NO. 106—Streamliner CITY OF PORTLAND—Daily—No Extra Fare

Cars to Chicago run via C. & N. W. east of Omaha.  
Arrive Chicago via C. & N. W. Ry.

Club Lounge Car @ . . . . . Portland to Chicago (Barber, valet, bath, radio).  
Standard Sleeping Cars . . . . . Portland to Chicago—2 Drawing Rooms, 4 Compartments, 4 Double Bedrooms.  
Portland to Chicago—6 Sections, 6 Roomettes, 4 Double Bedrooms (3 cars).  
Reclining Seat Coaches . . . . . Portland to Chicago—All seats reserved.  
Coach Lounge Car . . . . . Portland to Chicago.  
Coffee Shop Dining Car . . . . . A la carte and club or table d'hote service.  
Main Dining Car . . . . . A la carte and club or table d'hote service.

#### ★ NO. 12-4-28—IDAHOAN—SAN FRANCISCO OVERLAND—DAILY

No. 12 to Green River; No. 4 to Cheyenne;  
No. 28 to Omaha; C & N. W. 28 to Chicago.

Club Lounge Car Service @ Portland to Chicago.  
Standard Sleeping Cars . . . . . Portland to Cheyenne—10 Sections, D. R., Compt. (U.P.-Wab. 10 to St. Louis).  
Portland to Salt Lake City—12 Sections, D. R. (No. 32 south of Pocatello).  
Cheyenne to Chicago—Drawing-Rooms, Compartments, Bedrooms, Roomettes, Sections (No. 28 from San Francisco).  
West Yellowstone to Chicago—10 Sections, D. R., Compts. (No. 36 to Pocatello; summer season only).  
Boise to Salt Lake City—10 Sections, D. R., Compt. (No. 32 south of Pocatello).  
Reclining Seat Coaches . . . . . Portland to Cheyenne (U.P.-Wab. 10 to St. Louis—48 seats—all reserved).  
Cheyenne to Chicago (No. 28 from San Francisco—144 seats—all reserved).  
Portland to Salt Lake City (No. 32 south of Pocatello—48 seats—not reserved).  
Portland to Green River (not reserved).  
Dining Car . . . . . A la carte and club or table d'hote service.

#### ★ NO. 18-22—PORTLAND ROSE—PACIFIC—DAILY

No. 18 to Green River; No. 22 to Chicago.  
Cars to Chicago run via C. & N. W. east of Omaha.

Club Lounge Car Service @ Portland to Chicago.  
Observation Sleeping Car . . . . . Portland to Denver—10 Sections (No. 18 east of Green River).  
Standard Sleeping Cars . . . . . Portland to Chicago—12 Sections, D. R.  
Pendleton to Salt Lake City—12 Sections, D. R. (No. 65 from Spokane; No. 34 south of Pocatello).  
Portland to Denver—10 Sections, 3 Double Bedrooms (No. 18 east of Green River).  
Portland to Denver—12 Sections, D. R. (No. 18 east of Green River).  
Reclining Seat Coaches . . . . . Portland to Chicago.  
Portland to Kansas City (No. 18-38 east of Gr. River).  
Pendleton to Denver (No. 65 from Spokane; No. 18 east of Green River).  
Dining Car . . . . . A la carte and club or table d'hote service.

### Footnotes for Page 11

- ⊗ Club and lounge cars are for the exclusive use of standard sleeping car passengers.
- The City of Portland has a lounge car for coach passengers.
- ♦ Motor bus. This service is provided passengers arriving or departing Shoshone and holding through rail tickets to and from Ketchum and room reservations at Sun Valley.
- West Yellowstone, Montana, is gateway to Yellowstone National Park. Summer Season is about June 20 to September 10.
- ⊠ Conditional stop; see Table 2.
- \* Daily train No. 408.
- ★ Regularly assigned through cars air-conditioned.
- (C.T.) Central time. (M.T.) Mountain time. (P.T.) Pacific time.
- Time from 12.01 midnight to 12.00 noon shown in light face type.
- Time from 12.01 noon to 12.00 midnight shown in heavy face type.
- (f) Stops only on signal.
- Daily train No. 458.





## ST. LOUIS and KANSAS CITY to LOS ANGELES via Denver

Pony Express 37 Example		Streamliner City of St. Louis-Utah 9-3 Example		Table No. D Condensed Schedules All Trains Daily		Utahn-Streamliner City of St. Louis 4-10 Example		Pony Express 38 Example		
4.00	SU	4.00	SU	St. Louis (Wab.) (C.T.) Ar	1.00	TU	7.30	WE		
9.00	SU	9.00	SU	Kansas City.....LV	8.00	TU	11.55	TU		
11.30	SU	9.30	SU	Kan. City (Un. Pac.) Ar	7.45	TU	11.50	TU		
12.25	MO	10.38	MO	Lawrence.....LV	6.34	MO	10.50	MO		
1.05	MO	11.27	MO	Topeka.....LV	5.45	MO	10.20	MO		
2.10	MO	11.55	MO	Manhattan.....LV	5.20	MO	9.10	MO		
3.05	MO	12.43	MO	Junction City.....LV	4.25	MO	8.35	MO		
4.30	MO	2.55	MO	Salina.....LV	2.30	MO	7.10	MO		
8.05	MO	2.00	MO	Ellis (C.T.).....LV	1.25	MO	4.40	MO		
7.20	MO	3.12	MO	Ellis (M.T.).....Ar	12.09	TU	3.35	MO		
9.10	MO	7.40	MO	Oakley.....LV	8.00	MO	1.53	MO		
3.30	MO	7.55	MO	Denver.....LV	7.45	MO	8.50	MO		
5.20	MO	10.20	MO	Denver.....Ar	7.45	TU	7.45	TU		
6.07	MO	10.45	MO	La Salle.....LV	5.35	TU	Runs Via			
Via Borlie		12.25	MO	Cheyenne.....LV	5.00	TU	Borlie			
Cut-Off		2.45	TU	Cheyenne.....Ar	3.35	TU	Cut-Off			
9.05	MO	7.53	TU	Laramie.....LV	1.15	TU	4.00	TU		
11.45	MO	5.45	TU	Rawlins.....LV	10.30	MO	1.38	TU		
2.45	TU	9.45	TU	Green River.....Ar	6.20	MO	10.55	MO		
No. 48		10.10	MO	Evanston.....LV	5.55	MO	8.48	MO	No. 47	
6.55	MO	11.00	MO	Ogden.....LV	5.00	MO	6.50	MO		
8.10	MO	11.20	MO	Ogden.....Ar	4.40	MO	6.15	MO	8.00	MO
9.05	MO	3.15	TU	Salt Lake City.....LV	12.40	MO	5.20	MO	7.00	MO
2.40	MO	3.58	TU	Salt Lake City.....Ar	11.55	SU	11.45	MO		
3.30	TU			Milford.....LV	11.55	SU	10.55	MO		
				Lund.....LV						
				Cedar City.....Ar						
				Cedar City.....LV						
				Lund.....Ar						
				Caliente (M.T.).....LV						
				Caliente (P.T.).....Ar						
				Las Vegas.....Ar						
				Barstow.....Ar						
				San Bernardino.....Ar						
				Riverside.....Ar						
				East Los Angeles.....Ar						
				Los Angeles (P.T.).....LV						
				Pasadena.....LV						
				Glendale.....Ar						
				Anaheim.....Ar						
				Long Beach.....Ar						
				San Pedro (P.T.).....LV						

### Equipment for Page 12

★ **NO. 9-3—Streamliner CITY OF ST. LOUIS—UTAHN—DAILY**  
 Wash 9 to Kansas City; No. 9 to Cheyenne; No. 3 to Los Angeles.  
 Club Lounge Car..... St. Louis to Los Angeles.  
 Standard Sleeping Cars..... St. Louis to Los Angeles—6 Sections, 6 Roomettes, 4 Double Bedrooms.  
 St. Louis to Green River—10 Sections, D. R., Compt. (No. 11 to Portland).  
 Kansas City to Denver—6 Sec., 6 Rmte., 4 Dbl. Bdrm. Ogden to Los Angeles—12 Sec., D. R. (No. 48 to Salt Lake City where it is open for occupancy at 8:00 p.m.).  
 Salt Lake City to Cedar City—10 Sections, D. R., Compts. (No. 301 beyond Lund; summer season only).  
 Cedar City to Los Angeles—10 Sections, D.R., Compts. (No. 302 to Lund; summer season only).  
 Reserved Seat Coaches..... St. Louis to Los Angeles (48 seats).  
 St. Louis to Green River (48 seats—No. 11 to Portland).  
 St. Louis to Cheyenne (2 cars—96 seats).  
 Dining Car..... A la carte and club or table d'hote service.

★ **NO. 37—PONY EXPRESS—DAILY**  
 Club Lounge Car..... Denver to Los Angeles.  
 Standard Sleeping Cars..... Kansas City to Los Angeles—12 Sections, D. R. Denver to Salt Lake City—12 Sections, D. R. Denver to Salt Lake City—6 Sections, 6 Roomettes, 4 Double Bedrooms.  
 Salt Lake City to Los Angeles—10 Sections, 3 Double Bedrooms (No. 30 from Butte).  
 Ogden to Los Angeles—12 Sections, D. R. (No. 21 from Chicago).  
 Las Vegas to Los Angeles—10 Sections, D. R., Compts. Kansas City to Los Angeles.  
 Kansas City to Ogden (S. P. No. 23 to San Francisco).  
 Dining Car..... A la carte and club or table d'hote service.

★ **NO. 4-10—UTAHN—Streamliner—CITY OF ST. LOUIS—DAILY**  
 No. 4 to Cheyenne; No. 10 to Kansas City; Wash 10 to St. Louis.  
 Club Lounge Car..... Los Angeles to St. Louis.  
 Standard Sleeping Cars..... Los Angeles to St. Louis—6 Sections, 6 Roomettes, 4 Double Bedrooms.  
 Los Angeles to Ogden—12 Sec., D.R. (occupancy at Salt Lake City till 7:00 a.m.—thence No. 47 to Ogden).  
 Los Angeles to Cedar City—10 Sections, D. R., Compts. (No. 301 Lund to Cedar City; summer season only).  
 Cedar City to Salt Lake City—10 Sections, D. R., Compts. (No. 302 to Lund; summer season only).  
 Denver to Kansas City—6 Sections, 6 Roomettes, 4 Double Bedrooms.  
 Green River to St. Louis—10 Sections, D. R., Compt. (No. 12 from Portland).  
 Cheyenne to St. Louis—6 Sections, 6 Roomettes, 4 Double Bedrooms (No. 28 from San Francisco).  
 Reserved Seat Coaches..... Los Angeles to St. Louis (48 seats).  
 Gr. River to St. Louis (48 seats—No. 12 from Portland).  
 Cheyenne to St. Louis (2 cars—96 seats).  
 Dining Car..... A la carte and club or table d'hote service.

★ **NO. 38—PONY EXPRESS—DAILY**  
 Club Lounge Car..... Los Angeles to Denver.  
 Standard Sleeping Cars..... Los Angeles to Kansas City—12 Sections, D. R. Los Angeles to Las Vegas—10 Sections, D. R., Compts. Los Angeles to Ogden—12 Sec., D. R. (22 to Chicago). Los Angeles to Butte—10 Sec., 3 Double Bedrooms. (No. 29 north of Salt Lake City).  
 Salt Lake City to Denver—12 Sections, D. R. Salt Lake City to Denver—6 Sections, 6 Roomettes, 4 Double Bedrooms.  
 Ogden to Denver—12 Sections, D. R. (S.P. 24 from San Francisco).  
 Reclining Seat Coaches..... Los Angeles to Kansas City. Ogden to Kansas City (S.P. 24 from San Francisco).  
 Dining Car..... A la carte and club or table d'hote service.

### Footnotes for Page 12

- ⊗ Club and lounge cars are for the exclusive use of standard sleeping car passengers.
  - ★ Regularly assigned through cars air-conditioned.
  - ▲ Motor bus between Lund and Cedar City.
  - Conditional stop; see Table 24.
  - ♦ Motor Bus connections with main line trains at East Los Angeles.
  - (f) Stops only on signal.
  - (C.T.) Central time. (M.T.) Mountain time. (P.T.) Pacific time.
- Time from 12.01 midnight to 12.00 noon shown in light face type.  
 Time from 12.01 noon to 12.00 midnight shown in heavy face type.



# ST. LOUIS and KANSAS CITY to SAN FRANCISCO via Denver

		Pony Express-Gold Coast 37-23 Example		Streamliner City of St. Louis-Utah-San Francisco Overland 9-3-27 Example		<b>Table E</b> Condensed Schedules All Trains Daily				San Francisco Overland-Streamliner City of St. Louis Example		Gold Coast-Pony Express 24-38 Example	
Wabash													
		4.00	SUN	4.00	SUN	Lv	St. Louis (C.T.)	Mo.	Ar	1.00	TUE	7.30	WED
		9.00	SUN	9.00	SUN	Lv	Kansas City	"	Lv	8.00	TUE	11.55	TUE
Kansas City Union Pacific. Mo. Ar													
		11.30	SUN	9.30	SUN	Lv	Lawrence	Kan.	Lv	7.45	TUE	11.50	TUE
		12.25	MON	10.38	"	"	Topeka	"	"	6.34	"	10.20	"
		1.05	"	11.27	"	"	Manhattan	"	"	5.45	"	9.10	"
		2.10	"	11.55	SUN	"	Junction City	"	"	5.20	"	8.35	"
		3.05	"		"	"	Ablene	"	"		"	7.45	"
		3.37	"		"	"	Salina	"	"	4.25	"	7.10	"
		4.30	"	12.43	MON	"	Hays	"	"	2.46	"	5.00	"
		6.54	"	2.25	"	"	Ellis (C.T.)	"	Lv	2.30	"	4.40	"
		8.05	"	2.55	Ar	"	Ellis (M.T.)	"	Ar	1.25	"	3.35	"
		7.20	"	2.00	"	"	Oakley	Kan.	"	12.09	TUE	1.53	"
		9.10	"	3.12	"	"	Sharon Springs	"	"	11.23	MON	12.55	"
		10.23	"	4.02	"	"	Limon	"	"		"	10.32	"
		1.18	"	6.01	"	"	Denver	Colo.	Lv	8.00	"	8.50	"
		3.30	"	7.40	Ar	"	Denver	"	Ar	7.45	"	7.45	"
		5.20	"	7.55	Lv	"	LaSalle	"	"		"		"
		6.07	"		"	"	Greeley	Colo.	"	6.37	"	6.10	TUE
	No. 27	6.17	MON	8.56	"	Ar	Cheyenne	Wyo.	Lv	5.35	"	Cut-off	"
		Via Borie		10.20	"	Lv	Cheyenne	"	Ar	5.10	"	Via Borie	"
		2.35	MON	Cut-off	"	"	Laramie	"	Lv	3.45	"	4.00	TUE
		4.08	"	9.05	MON	"	Rawlins	"	"	1.25	"	1.38	TUE
		6.23	"	11.45	MON	"	Rock Springs	"	"		"	11.13	MON
		□	"	2.12	TUE	"	Green River	"	"	10.40	"	10.55	"
		9.10	"	2.45	"	"	Evanston	Wyo.	"	8.38	"	8.48	"
		11.17	MON	5.00	"	"	Ogden (M.T.)	Utah	Lv	6.45	MON	6.50	MON
		1.03	TUE	6.45	TUE	Ar							
		11.55	MON	7.00	TUE	Lv	Salt Lake City (M.T.)	"	Ar	8.00	MON	8.00	MON
Southern Pacific													
		1.18	TUE	10.15	TUE	Lv	Ogden (M.T.)	Utah	Ar	6.25	MON	6.00	MON
		11.11	"	10.50	"	"	Reno (P.T.)	Nev.	Lv	6.40	SUN	4.45	"
		12.09	"	12.01	WED	"	Truckee	Cal.	"	5.40	"	f. 3.30	MON
		4.15	"	5.25	"	"	Sacramento	"	"	1.40	"	10.40	SUN
		6.01	"	7.46	"	Ar	Berkeley	"	"	11.47	"	7.54	"
		6.12	"	7.58	"	"	Oakland (16th St.)	"	"	11.38	"	7.44	"
		6.20	"	8.05	"	"	Oakland Pier	"	"	11.30	"	7.35	"
		6.50	TUE	8.50	WED	Ar	San Francisco (P.T.)	Cal.	Lv	11.00	SUN	7.00	SUN

### Equipment for Page 13

★ NO. 9-3-27—*Streamliner*—CITY OF ST. LOUIS—UTAH—  
SAN FRANCISCO OVERLAND—DAILY

Wabash 9 to Kansas City; 9 to Cheyenne; 3 to Ogden; S. P. 27 to San Francisco.

- Club Lounge Car Service ⊗ St. Louis to San Francisco.
- Standard Sleeping Cars... St. Louis to Ogden—6 Sections, 6 Roomettes, 4 Double Bedrooms (SP 27 to San Francisco).
- St. Louis to Green River—10 Sections, D. R., Compt. (No. 11 to Portland).
- St. Louis to Ogden—6 Sections, 6 Roomettes, 4 Double Bedrooms (No. 3 to Los Angeles).
- Kansas City to Denver—6 Sections, 6 Roomettes, 4 Double Bedrooms.
- Salt Lake City to San Francisco—10 Sections, D. R., Compts. (No. 33 to Ogden).
- Reserved Seat Coaches... St. Louis to Ogden (No. 3 to Los Angeles)—48 seats.
- St. Louis to Green River (No. 11 to Portland)—48 seats.
- St. Louis to Cheyenne (2 cars—96 seats).
- Cheyenne to San Francisco (through in No. 27 from Chicago).
- Dining Car... A la carte and club or table d'hote service.

★ NO. 37-23—PONY EXPRESS—GOLD COAST—DAILY  
No. 37 to Ogden; S. P. No. 23 to San Francisco.

- Lounge Car Service ⊗ Denver to San Francisco.
- Observation Sleeping Car ⊗ Salt Lake City to San Francisco—10 Sections (No. 47 to Ogden).
- Standard Sleeping Cars... Kansas City to Ogden—12 Sections, D. R. (No. 37 to Los Angeles).
- Kansas City to San Francisco—12 Sections, D. R.
- Denver to San Francisco—12 Sections, D. R.
- Denver to Ogden—12 Sections, D. R. (No. 37 to Salt Lake City).
- Denver to Ogden—6 Sections, 6 Roomettes, 4 Double Bedrooms (No. 37 to Salt Lake City).
- St. Louis via Omaha to San Francisco—12 Sec., D.R. (Wab. 11 to Omaha—No. 23 to San Francisco).
- Reclining Seat Coaches... Kansas City to San Francisco.
- Dining Car... A la carte and club or table d'hote service.

★ NO. 28-10—SAN FRANCISCO OVERLAND—  
*Streamliner* CITY OF ST. LOUIS—DAILY

S. P. 28 to Ogden; 28 to Cheyenne; 10 to Kansas City; Wabash 10 to St. Louis.

- Club Lounge Car Service ⊗ San Francisco to St. Louis.
- Standard Sleeping Cars... San Francisco to Salt Lake City—6 Sections, 6 Roomettes, 4 Double Bedrooms.
- San Francisco to Salt Lake City—10 Sections, D. R., Compts. (No. 30 south of Ogden).
- Cheyenne to St. Louis—6 Sections, 6 Roomettes, 4 Double Bedrooms (No. 4 from Los Angeles).
- Cheyenne to St. Louis—10 Sections, D. R., Compt. (Nos. 12-4 from Portland).
- Denver to Kansas City—6 Sections, 6 Roomettes, 4 Double Bedrooms.
- Reserved Seat Coaches... San Francisco to Cheyenne (No. 28 to Chicago).
- Cheyenne to St. Louis (48 seats—4 cars—2 from Cheyenne, 1 each from Los Angeles and Portland).
- Dining Car... A la carte and club or table d'hote service.

★ NO. 24-38—GOLD COAST—PONY EXPRESS—DAILY  
S. P. No. 24 to Ogden; No. 38 to Kansas City.

- Lounge Car Service ⊗ San Francisco to Denver.
- Observation Sleeping Car ⊗ San Francisco to Salt Lake City—10 Sections (No. 48 south of Ogden).
- Standard Sleeping Cars... San Francisco to Denver—12 Sections, D. R.
- Ogden to Kansas City—12 Sections, D. R. (No. 38 from Los Angeles).
- Ogden to Denver—12 Sections, D. R. (No. 38 from Salt Lake City).
- Ogden to Denver—6 Sections, 6 Roomettes, 4 Double Bedrooms (No. 38 from Salt Lake City).
- San Francisco to Kansas City—12 Sections, D. R.
- San Francisco to St. Louis via Omaha—12 Sec., D.R. (S.P. 24 to Ogden, U.P. 24 to Omaha, Wab. 14 to St. Louis).
- Reclining Seat Coaches... San Francisco to Kansas City.
- Dining Car... A la carte and club or table d'hote service.

### Footnotes for Page 13

- ⊗ Club and lounge cars are for the exclusive use of standard sleeping car passengers.
- ⊕ Conditional stop; see Table 24.
- Conditional stop; see Table 30.
- ★ Regularly assigned through cars air-conditioned.

(C.T.) Central Time. (M.T.) Mountain time. (P.T.) Pacific time.

Time from 12.01 midnight to 12.00 noon shown in light face type.

Time from 12.01 noon to 12.00 midnight shown in heavy face type.



# ST. LOUIS and KANSAS CITY to PORTLAND and SEATTLE via Denver

		Pony Express-Portland Rose 37-17 Example	Streamliner City of St. L-Idahoan 9-3-11 Example	<b>Table F</b> Condensed Schedules All Trains Daily		Idahoan-Streamliner City of St. L 12-4-10 Example	Portland Rose-Pony Express 18-38 Example							
		4.00 SUN	4.00 SUN	LV	St. Louis (Wabash) (C.T.)	Mo. Ar	1.00 WED	7.30 WED						
		9.00 SUN	9.00 SUN	Ar	Kansas City	Ar	8.00 WED	11.55 TUE						
		11.30 SUN	9.30 SUN	LV	Kansas City (Union Pacific)	Mo. Ar	7.45 WED	11.50 TUE						
		12.25 MON	9.30 MON	Ar	Lawrence	Kan. Ar	8.00 WED	10.50 MON						
		1.05 " "	10.38 " "	Ar	Topeka	" " Ar	6.34 " "	10.20 " "						
		2.10 " "	11.27 " "	Ar	Manhattan	" " Ar	5.45 " "	9.10 " "						
		3.05 " "	11.55 SUN	Ar	Junction City	" " Ar	5.20 " "	8.35 " "						
		4.30 " "	12.43 MON	Ar	Salina	" " Ar	4.25 " "	7.10 " "						
		7.20 " "	2.00 " "	Ar	Ellis (M.T.)	" " Ar	1.25 " "	3.35 " "						
		9.10 " "	3.12 " "	Ar	Oakley	Kan. Lv	12.09 WED	1.53 " "						
		3.30 " "	7.40 " "	Ar	Denver	Colo. Lv	8.00 TUE	8.50 " "						
		5.05 MON	7.55 " "	Ar	Denver	" " Ar	7.45 " "	8.10 TUE						
	Via Borie	10.20 " "	10.20 " "	Ar	Cheyenne	Wyo. Lv	5.35 " "	Via Borie						
	Cut-off	10.45 " "	10.45 " "	Ar	Cheyenne	" " Ar	5.00 " "	Cut-off						
	8.50 MON	12.25 " "	12.25 " "	Ar	Laramie	" " Ar	3.35 " "	4.35 TUE						
	11.30 MON	2.45 " "	2.45 " "	Ar	Rawlins	" " Ar	1.15 " "	2.11 TUE						
	3.15 TUE	5.50 " "	5.50 " "	Ar	Green River	" " Ar	10.30 " "	11.30 MON						
	5.00 " "	7.20 " "	7.20 " "	Ar	Kemmerer	Wyo. Ar	8.33 " "	9.45 " "						
	9.30 TUE	11.15 MON	11.15 MON	Ar	Pocatello	Ida. Lv	4.30 TUE	5.30 MON						
			7.30 TUE	Ar	West Yellowstone	" " Ar	7.30 MON							
			7.30 MON	Lv	West Yellowstone	" " Ar		7.30 TUE						
		10.05 TUE	11.40 MON	Lv	Pocatello	" " Ar	4.05 TUE	5.05 MON						
		11.25 " "	12.50 TUE	Lv	Minidoka	" " Ar	3.00 " "	3.55 " "						
		12.25 TUE	1.40 TUE	Ar	Shoshone	" " Lv	2.05 TUE	2.55 MON						
		12.35 TUE	2.15 TUE	Lv	Shoshone	" " Ar	1.30 TUE	2.45 MON						
		2.35 TUE	4.15 TUE	Ar	Sun Valley (Ketchum)	" " Lv	11.30 MON	1.00 MON						
		10.20 TUE	11.30 MON	Lv	Sun Valley (Ketchum)	" " Ar	4.15 TUE	5.05 MON						
		12.20 TUE	1.30 TUE	Ar	Shoshone	" " Lv	2.15 TUE	3.05 MON						
		12.25 TUE	1.40 TUE	Lv	Shoshone	" " Ar	2.05 TUE	2.55 MON						
		3.45 " "	4.55 " "	Ar	Boise	Ida. Lv	10.55 MON	11.50 " "						
		6.45 " "	7.50 " "	Ar	Huntington (M.T.)	Ore. Lv	8.10 " "	9.05 " "						
		6.00 " "	7.05 " "	Lv	Huntington (P.T.)	" " Ar	7.00 " "	7.55 " "						
		7.35 TUE	8.35 " "	Ar	Baker	" " Lv	5.23 " "	6.30 " "						
		12.25 WED	12.35 " "	Ar	Pendleton	" " Ar	1.30 " "	2.25 MON						
		4.00 " "	3.50 " "	Ar	The Dalles	" " Ar	10.20 " "	11.15 SUN						
		4.40 " "	4.27 " "	Lv	Hood River	" " Ar	9.40 " "	10.38 SUN						
		6.30 WED	6.15 TUE	Ar	Portland (P.T.)	" " Lv	8.10 MON	9.10 SUN						
		8.30 WED	11.30 TUE	Lv	Portland	Ore. Ar	6.45 MON	8.50 SUN						
		12.50 WED	5.00 WED	Ar	Tacoma	Wash. Lv	1.00 MON	5.05 SUN						
		2.15 WED	6.45 WED	Ar	Seattle (P.T.)	Wash. Lv	11.30 SUN	3.50 SUN						

### Equipment for Page 14

**★ NO. 9-3-11—Streamliner CITY OF ST. LOUIS—IDAHOAN—DAILY**  
Wabash 9 to Kansas City; 9 to Cheyenne; 3 to Green River; 11 to Portland.

Club Lounge Car Service ⊗ St. Louis to Portland.  
Standard Sleeping Cars... St. Louis to Portland—10 Sections, D. R., Compt. St. Louis to Green River—6 Sections, 6 Roomettes, 4 Double Bedrooms (No. 3 to Los Angeles). St. Louis to Green River—6 Sections, 6 Roomettes, 4 Double Bedrooms (Nos. 3-27 to San Francisco). Kansas City to Denver—6 Sec., 6 Rmtes, 4 Dbl. Bdrms. Cheyenne to West Yellowstone—10 Sections, D.R., Compts. (No. 1 from Chicago; 35 beyond Pocatello; summer season only). Pocatello to Portland—12 Sections, D. R. (No. 31 from Salt Lake City). Pocatello to Boise—10 Sections, D. R., Compt. (No. 31 from Salt Lake City).

Reclining Seat Coaches... St. Louis to Portland (48 seats—all reserved). St. Louis to Green River (for Los Angeles—48 seats—all reserved). St. Louis to Cheyenne (2 cars—48 seats each—all reserved). Green River to Pocatello (not reserved). Pocatello to Portland (No. 31 from Salt Lake City—not reserved).

Dining Car... A la carte and club or table d'hote service.

**★ NO. 37-17—PONY EXPRESS—PORTLAND ROSE—DAILY**  
No. 37 to Denver; No. 17 to Portland.

Club Lounge Car ⊗... Green River to Portland.  
Observation Sleeping Car ⊗ Denver to Portland—10 Sections.  
Standard Sleeping Cars... Kansas City to Denver—12 Sec., D. R. (No. 37 to L.A.). Denver to Portland—12 Sections, D. R.  
Reclining Seat Coaches... Kansas City and Denver to Portland. Denver to Pendleton (No. 66 to Spokane).  
Dining Car... A la carte and club or table d'hote service.

**★ NO. 12-4-10—IDAHOAN—Streamliner CITY OF ST. LOUIS—DAILY**  
No. 12 to Green River; No. 4 to Cheyenne; No. 10 to Kansas City; Wabash 10 to St. Louis.

Club Lounge Car Service ⊗ Portland to St. Louis.  
Standard Sleeping Cars... Portland to St. Louis—10 Sections, D. R., Compt. Green River to St. Louis—6 Sections, 6 Roomettes, 4 Double Bedrooms (No. 4 from Los Angeles). Cheyenne to St. Louis—6 Sections, 6 Roomettes, 4 Double Bedrooms (No. 28 from San Francisco). Denver to Kans. City—6 Sec., 6 Rmtes, 4 Dbl. Bdrms. West Yellowstone to Cheyenne—10 Sections, D.R., Compartments (No. 36 to Pocatello; No. 28 to Chicago; summer season only). Portland to Salt Lake City—12 Sections, D. R. (No. 32 south of Pocatello). Boise to Salt Lake City—10 Sections, D. R., Compt. (No. 32 south of Pocatello).

Reclining Seat Coaches... Portland to St. Louis (48 seats—all reserved). Portland to Pocatello (No. 32 to Salt Lake City—not reserved). Pocatello to Green River. Green River to St. Louis (from Los Angeles—48 seats—all reserved). Cheyenne to St. Louis (2 cars—96 seats—all reserved).  
Dining Car... A la carte and club or table d'hote service.

**★ NO. 18-38—PORTLAND ROSE—PONY EXPRESS—DAILY**  
No. 18 to Denver; No. 38 to Kansas City.

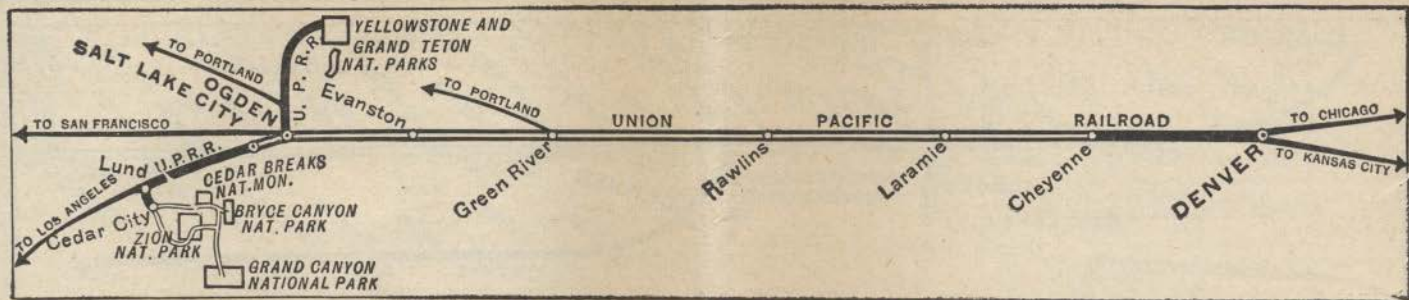
Club Lounge Car ⊗... Portland to Green River.  
Observation Sleeping Car ⊗ Portland to Denver—10 Sections.  
Standard Sleeping Cars... Portland to Denver—10 Sections, 3 Dbl. Bedrooms. Portland to Denver—12 Sections, D. R. Denver to Kans. C.—12 Sec., D. R., (No. 38 from L.A.).  
Reclining Seat Coaches... Portland to Denver and Kansas City. Pendleton to Denver (No. 65 from Spokane).  
Dining Car... A la carte and club or table d'hote service.

### Footnotes for Page 14

★ Regularly assigned through cars air conditioned. ⊗ Conditional stop; see Table 24.  
⊙ Club and lounge cars are for the exclusive use of standard sleeping car passengers.  
■ West Yellowstone, Montana, is gateway to Yellowstone National Park. Service during summer season only, about June 20 to September 10.

♦ Motor bus. This service is provided passengers arriving or departing Shoshone and holding through rail tickets to and from Ketchum and room reservations at Sun Valley.  
# Daily train No. 457. □ Daily train No. 402.  
△ Daily train No. 401. ● Daily train No. 458.





## CHICAGO and OMAHA to DENVER

Columbine 53 Daily Example		Stream-liner City of Denver 111 Daily Example		Table G Condensed Schedules All Trains Daily		Stream-liner City of Denver 112 Daily Example		Columbine 54-14 Daily Example		Columbine 54 Daily Example	
<b>Table G</b>											
C. & N. W.											
Chicago (C.T.)											
		5.00	SU	Ar	Chicago (C.T.)	Ar	9.35	MO	7.15	MO	
		12.45	MO	Lv	Omaha	Lv	1.50	MO	7.15	MO	
C. & N. W.											
Minneapolis (C.T.)											
9.00	MO	9.00	SU	Lv	St. Paul	Ar			7.30	MO	7.30
9.40	"	9.40	"	"	St. Paul	"			6.55	"	6.55
4.55	"	4.55	"	"	St. Paul	Ar			12.01	"	12.01
7.35	MO	7.35	SU	Ar	Omaha	Lv			9.00	MO	9.00
Union Pacific											
Omaha (C.T.)											
No. 1	9.55	MO	7.00	MO	12.55	MO	1.40	MO	6.30	MO	8.50
			7.00	MO			6.30	MO	8.50	MO	
			7.57	"			6.30	MO	8.50	MO	
			8.34	"			6.30	MO	8.50	MO	
			9.01	"	2.05	"	12.23	MO	4.37	"	6.32
			9.57	"	"	"	"	"	3.52	"	5.23
12.38	TU	10.40	"	2.58	"	"	11.35	SU	3.25	"	4.55
		11.59	MO	3.33	"	"	10.59	"	2.25	"	3.25
		12.53	TU	4.47	"	"	9.50	"	1.45	"	2.23
		2.50	TU	3.50	"	"	8.47	"	12.30	MO	12.35
				3.15	"	"	7.44	"	11.10	SU	11.10
				4.05	"	"	7.44	"	10.00	"	10.00
				5.40	"	"	6.57	"	9.20	"	9.20
				6.40	"	"	6.57	"	7.53	"	7.50
				7.55	"	"	5.43	"	6.44	"	6.44
				8.30	"	"	5.00	"	5.30	"	5.30
				8.00	"	"	5.00	"	4.30	SU	4.30

**Equipment for Table G**

★ **NO. 111—Streamliner CITY OF DENVER—DAILY**  
Train runs via C. & N. W. to Omaha; thence U. P.

Club Lounge Car @ . . . . . Chicago to Denver.  
Observation Sleeping Car @ Chicago to Denver—6 Double Bedrooms.  
Standard Sleeping Cars . . . . . Chicago to Denver—Drawing-room, Compts., Bed-rooms, Roomettes, Sections (4 cars).  
Reserved Seat Coaches . . . . . Chicago to Denver (2 cars).  
Dining Car . . . . . A la carte and club or table d'hote service.

★ **NO. 53—COLUMBINE—DAILY**  
Standard Sleeping Car . . . . . Omaha to Denver—12 Sections, 2 Double Bedrooms (In No. 1 to North Platte—leave Omaha 9.55 p.m.).  
Reclining Seat Coaches . . . . . Omaha to Denver (2 cars).  
Dining Car . . . . . Breakfast only.

★ **NO. 112—Streamliner CITY OF DENVER—DAILY**  
Train runs via C. & N. W. east of Omaha .

Club Lounge Car @ . . . . . Denver to Chicago.  
Observation Sleeping Car @ Denver to Chicago—6 Double Bedrooms.  
Standard Sleeping Cars . . . . . Denver to Chicago—Drawing-room, Compts., Bed-rooms, Roomettes, Sections (4 cars).  
Reserved Seat Coaches . . . . . Denver to Chicago (2 cars).  
Dining Car . . . . . A la carte and club or table d'hote service.

★ **NO. 54—COLUMBINE—DAILY**  
Standard Sleeping Car . . . . . Denver to Omaha—12 Sections, 2 Double Bedrooms (In No. 14 east of North Platte—may be occupied at Omaha until 7:30 a.m.).  
Reclining Seat Coaches . . . . . Denver to Omaha (in No. 14 east of North Platte).  
Dining Car . . . . . Denver to Omaha (through in No. 54).  
Dining Car . . . . . Evening meal only.

## ST. LOUIS — KANSAS CITY — DENVER — SALT LAKE CITY

Pony Express 37 Example		City of St. Louis-Utah 9-3 Example		Table H All Trains Daily. For Complete Schedules See Table 17		Utahn-City of St. Louis 4-10 Example		Pony Express 38 Example		
<b>Table H</b>										
Wabash										
		4.00	SU	4.00	SU	Lv	St. Louis (C.T.)	Ar	1.00	MO
		9.00	SU	9.00	SU	Lv	Kansas City	Ar	8.00	MO
Union Pacific										
		11.30	SU	9.30	SU	Lv	Kansas City	Ar	7.45	MO
		11.38	SU			Lv	Kansas City Kans.	Lv		
		12.25	MO			Lv	Lawrence	"	10.50	"
		1.05	"	10.38	"	"	Topeka	"	6.34	"
		2.10	"	11.27	"	"	Manhattan	"	5.45	"
		2.35	"			"	Fort Riley	"		
		3.05	"	11.55	SU	"	Junction City	"	5.20	"
		3.37	"			"	Abilene	"	8.35	"
		4.30	"			"	Solomon	"	7.45	"
		6.54	"	12.43	MO	"	Salina	"	4.25	"
		8.05	"	2.25	"	"	Hays	"	2.46	"
		7.20	"	2.00	"	Lv	Ellis (C.T.)	Lv	2.30	"
		9.10	"	3.12	"	Lv	Ellis (M.T.)	Lv	1.25	"
		12.50	"	5.42	"	Lv	Oakley	Lv	12.09	MO
		1.18	"	6.01	"	Lv	Hugo	Lv	9.47	MO
		3.30	"	7.40	"	Ar	Limon	Lv	10.32	"
		5.20	"	7.55	"	Ar	Denver	Lv	8.00	"
		6.07	MO			Ar	Denver	Lv	7.45	"
						Ar	La Salle	Ar		
						Ar	Cheyenne	Ar	5.00	"
						Ar	Laramie	Ar	3.35	"
						Ar	Rawlins	Ar	1.15	"
						Ar	Green River	Ar	10.30	"
						Ar	Evanston	Ar	8.13	"
						Ar	Ogden	Ar	6.20	"
						Ar	Salt Lake City (M.T.)	Lv	5.00	"
						Ar	Salt Lake City (M.T.)	Lv	5.20	"

**Equipment for Table H**

★ **NO. 9-3—Streamliner CITY OF ST. LOUIS—UTAHN—DAILY**  
Wabash 9 to Kansas City; U. P. 9 to Cheyenne; 3 to Salt Lake City.  
Club Lounge Car @ . . . . . St. Louis to Salt Lake City.  
Standard Sleeping Cars . . . . . St. Louis to Salt Lake City—6 Sections, 6 Roomettes, 4 Double Bedrooms (for Los Angeles).  
Reserved Seat Coaches . . . . . Kansas City to Denver—6 Sec., 6 Rmte., 4 Dbl. Bdrm. St. Louis to Cheyenne (2 cars—48 seats each).  
Dining Car . . . . . St. Louis to Salt Lake City (for Los Angeles).  
A la carte and club or table d'hote service.

★ **NO. 37—PONY EXPRESS—DAILY**  
Club Lounge Car @ . . . . . Denver to Salt Lake City.  
Standard Sleeping Cars . . . . . Kansas City to Salt Lake—12 Sec., D.R. (for L. A.). Denver to Salt Lake—6 Sec., 6 Rmte., 4 Dbl. Bdrm. Denver to Salt Lake City—12 Sections, D. R. Kansas City to Salt Lake City (for Los Angeles).  
Coach . . . . . Kansas City to Salt Lake City (for Los Angeles).  
Dining Car . . . . . A la carte and club or table d'hote service.

★ **NO. 4-10—UTAHN—Streamliner CITY OF ST. LOUIS—DAILY**  
U. P. 4 to Cheyenne; 10 to Kansas City; Wabash 10 to St. Louis.  
Club Lounge Car @ . . . . . Salt Lake City to St. Louis.  
Standard Sleeping Cars . . . . . Salt Lake City to St. Louis—6 Sections, 6 Roomettes, 4 Double Bedrooms (from Los Angeles).  
Denver to Kansas City—6 Sec., 6 Rmte., 4 Dbl. Bdrm. Salt Lake City to St. Louis (from Los Angeles—48 seats).  
Cheyenne to St. Louis (2 cars—48 seats each).  
Dining Car . . . . . A la carte and club or table d'hote service.

★ **NO. 38—PONY EXPRESS—DAILY**  
Club Lounge Car @ . . . . . Salt Lake City to Denver.  
Standard Sleeping Cars . . . . . Salt Lake to Denver—6 Sec., 6 Rmte., 4 Dbl. Bdrm. Salt Lake City to Denver—12 Sections, D.R. Salt Lake to Kansas City—12 Sec., D.R. (from L. A.).  
Reclining Seat Coach . . . . . Salt Lake City to Kansas City (from Los Angeles).  
Dining Car . . . . . A la carte and club or table d'hote service.

**Footnotes for Page 15**

⊗ Club and lounge cars are for the exclusive use of standard sleeping car passengers.  
★ Regularly assigned through cars air-conditioned.  
⊕ Conditional stop; see Tables 1 or 17. (f) Stops only on signal.

(C.T.) Central time. (M.T.) Mountain time.  
Time from 12.01 midnight to 12.00 noon shown in light face type.  
Time from 12.01 noon to 12.00 midnight shown in heavy face type.





### CHICAGO — OMAHA — SPOKANE

No. 105 - Bus Example	No. 21-17-66 Example	Table K Condensed Schedules All Trains Daily		No. 65-18-22 Example	Bus- No. 106 Example
4.55 SUN	8.10 SUN	Lv Chicago (C.T.) C. & N. W.	Ar	8.15 WED	12.30 TUE
1.40 MON	8.30 MON	Lv Omaha (Union Pacific)	Ar	7.50 TUE	3.50 "
5.27 "	2.00 "	Lv North Platte (C.T.)	Lv	1.25 "	12.03 TUE
4.30 "	1.10 "	Lv North Platte (M.T.)	Lv	12.15 "	11.00 MON
8.00 "	6.25 MON	Lv Cheyenne	Lv	7.55 TUE	8.00 "
6.10 "	10.05 TUE	Lv Pocatello	Lv	5.30 MON	10.00 "
10.15 MON	3.45 "	Lv Boise	Lv	11.50 "	6.00 "
12.10 TUE	6.45 "	Ar Huntington (M.T.)	Lv	9.05 "	3.45 "
11.20 MON	6.00 "	Lv Huntington (P.T.)	Ar	7.55 "	2.35 MON
3.47 TUE	11.55 TUE	Lv Pendleton	Lv	2.25 "	9.43 SUN
♦ 9.00 TUE	12.45 WED	Lv Pendleton	Ar	1.30 MON	♦ 9.20 SUN
	3.35 WED	Ar Wallula	Lv	11.30 SUN	
	8.05 WED	Ar Yakima	Lv	7.10 SUN	
♦ 10.32 TUE	5.30 WED	Ar Walla Walla	Lv	9.45 SUN	♦ 7.46 SUN
	5.15 WED	Ar Ayer	Lv	10.00 SUN	
♦ 4.05 TUE	8.25 WED	Ar Lewiston	Lv	6.20 SUN	♦ 4.30 SUN
	9.15 WED	Ar Moscow	Lv	5.45 SUN	
♦ 3.50 TUE	7.50 WED	Ar Spokane (P.T.)	Lv	7.40 SUN	♦ 2.15 SUN

#### Equipment for Table K

##### ★ NO. 105—Streamliner CITY OF PORTLAND—DAILY

No. 105 to Pendleton; Bus to Spokane.

Club Lounge Car ⊗ ..... Chicago to Pendleton.  
 Standard Sleeping Cars.... Chicago to Pendleton—Drawing rooms, Compts., Bed-rooms, Roomettes, Sections.  
 Reclining Seat Coaches.... Chicago to Pendleton—all seats reserved).  
 Dining Car..... A la carte and club or table d'hote service.

##### ★ NO. 21-17-66—PACIFIC—DAILY

No. 21 to Green River; No. 17 to Pendleton; No. 66 to Spokane.

Club Lounge Car Service ⊗ Chicago to Pendleton.  
 Standard Sleeping Cars.... Chicago to Pendleton—12 Sections, D.R. (for Portland).  
 Pocatello to Spokane—12 Sections, D. R. (No. 33 from Salt Lake City).  
 Reclining Seat Coaches.... Chicago to Pendleton (for Portland); Green River to Spokane (No. 17 from Denver).  
 Dining Car..... A la carte and club or table d'hote service.

##### ★ NO. 65-18-22—PACIFIC—PORTLAND ROSE—DAILY

No. 65 to Pendleton; No. 18 to Green River; No. 22 to Chicago.

Club Lounge Car Service ⊗ Pendleton to Chicago.  
 Standard Sleeping Cars.... Pendleton to Chicago—12 Sec., D.R. (from Portland).  
 Spokane to Pocatello—12 Sections, D. R. (No. 34 to Salt Lake City).  
 Reclining Seat Coaches.... Spokane to Green River (No. 18 to Denver); Pendleton to Chicago (from Portland).  
 Dining Car..... A la carte and club or table d'hote service.

##### ★ NO. 106—Streamliner CITY OF PORTLAND—DAILY

Bus to Pendleton; No. 106 to Chicago.

Club Lounge Car ⊗ ..... Pendleton to Chicago.  
 Standard Sleeping Cars.... Pendleton to Chicago—Drawing-rooms, Compts., Bed-rooms, Roomettes, Sections.  
 Reclining Seat Coaches.... Pendleton to Chicago—all seats reserved).  
 Dining Car..... A la carte and club or table d'hote service.

### ST. LOUIS — KANSAS CITY — SPOKANE

No. 37-17-66 Example	Table L Condensed Schedules All Trains Daily		No. 65-18-38 Example
4.00 SUN	Lv St. Louis (C.T.) Wabash	Ar	7.30 WED
9.00 "	Ar Kansas City	Lv	11.55 TUE
11.30 SUN	Lv Kansas City (Union Pacific)	Ar	11.50 "
5.05 MON	" Denver (M.T.)	Ar	8.10 TUE
10.05 TUE	" Pocatello	Lv	5.30 MON
11.55 TUE	Ar Pendleton (P.T.)	Lv	2.25 "
12.45 WED	Lv Pendleton	Ar	1.30 "
2.50 "	Lv Umatilla	Lv	12.20 MON
3.35 WED	Ar Wallula	Lv	11.30 SUN
8.05 WED	Ar Yakima	Lv	7.10 SUN
5.30 "	Ar Walla Walla	Lv	9.45 "
3.55 "	Lv Wallula	Ar	11.10 "
5.15 "	Ar Ayer	Lv	10.00 "
8.25 "	Ar Lewiston	Lv	6.20 "
9.15 "	Ar Moscow	Lv	5.45 "
5.15 "	Lv Ayer	Ar	10.00 "
f 7.22 "	Lv Cheney	Lv	8.06 "
7.50 WED	Ar Spokane (P.T.)	Lv	7.40 SUN

#### Equipment for Table L

##### ★ NO. 37-17-66—PONY EXPRESS—PORTLAND ROSE—DAILY

No. 37 to Denver; No. 17 to Pendleton; No. 66 to Spokane.

Observation Sleeping Car ⊗ Denver to Pendleton—10 Sections (to Portland).  
 Standard Sleeping Cars.... Denver to Pendleton—10 Sections, 3 Double Bedrooms (to Portland).  
 Denver to Pendleton—12 Sections, D. R. (to Portland).  
 Pocatello to Spokane—12 Sections, D. R. (No. 33 from Salt Lake City).  
 Kansas City to Denver—12 Sec., D. R. (to Los Angeles).  
 Reclining Seat Coaches.... Kansas City to Pendleton; Denver to Spokane.  
 Dining Car..... A la carte and club or table d'hote service.

##### ★ NO. 65-18-38—PORTLAND ROSE—PONY EXPRESS—DAILY

No. 65 to Pendleton; No. 18 to Denver; No. 38 to Kansas City.

Observation Sleeping Car ⊗ Pendleton to Denver—10 Sections (from Portland).  
 Standard Sleeping Cars.... Spokane to Pocatello—12 Sec., D. R. (No. 34 to Salt Lake City).  
 Pendleton to Denver—10 Sec., 3 Double Bedrooms (from Portland).  
 Pendleton to Denver—12 Sec., D. R. (from Portland).  
 Denver to Kansas City—12 Sec., D. R. (from Los Angeles).  
 Reclining Seat Coaches.... Spokane to Denver.  
 Dining Car..... Pendleton to Kansas City.  
 Dining Car..... A la carte and club or table d'hote service.

#### Footnotes for Page 16

⊗ Club and lounge cars are for the exclusive use of standard sleeping car passengers.

★ Regularly assigned through cars air-conditioned.

♦ Via Overland Greyhound Bus north of Pendleton.

(C.T.) Central time.

(M.T.) Mountain time.

(P.T.) Pacific time.

Time from 12.01 midnight to 12.00 noon shown in light face type.

Time from 12.01 noon to 12.00 midnight shown in heavy face type.



# CHICAGO—ST. LOUIS—KANSAS CITY—WEST YELLOWSTONE—VICTOR

No. 1-9-3-11-35-55		<b>Table O</b> (Summer Season) All Trains Daily		No. 56-36-12-4-10-28	
Example		Example		Example	
12.01 SUN	Ar	Chicago (C.T.) C.&N.W.	Ar	1.00 TUE	
9.30 SUN	Lv	Omaha	Lv	3.25 "	
9.55 SUN	Lv	Omaha (Union Pacific)	Ar	3.05 TUE	
6.35 MON	Ar	Cheyenne (M.T.)	Lv	5.25 MON	
4.00 SUN	Lv	St. Louis (C.T.) (Wab.)	Ar	1.00 TUE	
9.00 "	Ar	Kansas City	Lv	8.00 "	
9.30 SUN	Lv	Kansas City	Ar	7.45 TUE	
7.40 MON	Lv	Denver (M.T.)	Lv	8.00 MON	
7.55 "	Lv	Denver	Lv	7.45 "	
10.20 MON	Ar	Cheyenne	Lv	5.35 MON	
10.45 MON	Lv	Cheyenne (M.T.)	Ar	5.00 MON	
5.25 "	Ar	Green River	Lv	10.30 "	
5.50 "	Ar	Green River	Lv	10.00 "	
11.15 MON	Ar	Pocatello	Lv	4.30 "	
1.55 TUE	Lv	Pocatello	Ar	1.40 "	No. 46
2.30 "	Lv	Blackfoot	Lv	12.50 "	
3.25 "	Lv	Idaho Falls	Lv	12.05 MON	
5.00 TUE	Ar	Ashton	Lv	10.15 SUN	
7.30 TUE	Ar	Ashton	Ar	10.00 SUN	1.30 "
9.10 "	Ar	Victor	Lv	8.15 SUN	11.40 SUN
11.05 TUE	Ar	W. Yellowstone (M.T.)	Lv	7.30 SUN	

**★ NO. 1-3-11-35-55 (LOS ANGELES LIMITED—YEL'STONE SPECIAL)**  
**★ NO. 9-3-11-35-55 (—DAILY)**

No. 1 Chicago to Cheyenne (C. & N. W. east of Omaha); No. 9 St. Louis to Cheyenne (Wabash east of Kansas City); No. 3 to Green River; No. 11 to Pocatello; No. 35 to Ashton and West Yellowstone; No. 55 Ashton to Victor.

Club Lounge Car Service ⊙ Chicago and St. Louis to Pocatello.  
Standard Sleeping Car . . . Chicago to West Yellowstone—10 Sec., D. R., Compts. St. Louis to W. Yellowstone—Sections and rooms (requires car to car change after leaving Cheyenne).  
Coaches . . . Chicago to Cheyenne; St. Louis to Pocatello; Pocatello to West Yellowstone and Victor (all seats reserved from Chicago and St. Louis to Pocatello).  
Dining Car . . . A la carte and club or table d'hote service.

**★ NO. 56-36-12-4-10-28—YEL'STONE SPEC.—SAN FRAN. OV'LAND—Daily**

No. 56 Victor to Asnton; No. 36 W. Yellowstone and Ashton to Pocatello; No. 12 to Green River; No. 4 to Cheyenne; No. 10 Cheyenne to St. Louis; No. 28 to Chicago. C. & N. W. east of Omaha; Wabash east of Kansas City.

Club Lounge Car Service ⊙ Pocatello to St. Louis and Chicago.  
Standard Sleeping Cars . . . W. Yellowstone to Chicago—10 Sec., D. R., Compts. West Yellowstone to St. Louis—Sections and rooms (requires car to car change after leaving Pocatello).  
Coaches . . . Victor and W. Yellowstone to Pocatello; Pocatello to Cheyenne and St. Louis; Cheyenne to Chicago (all seats reserved east of Pocatello).  
Dining Car . . . A la carte and club or table d'hote service.

# LOS ANGELES—SALT LAKE CITY—WEST YELLOWSTONE—BUTTE

Yellowstone Special 38-29 35-55		Northwest Special 33		<b>Table R</b> Condensed Schedules All Trains Daily		Butte Special 38-29		Northwest Special 34-3		Yellowstone Special 56-36 30-37	
Example		Example		Example		Example		Example		Example	
6.00 SU		6.00 SU	Lv	Los Angeles (P.T.)	Ar	7.15 TU	4.00 MO	7.15 TU	4.00 MO	7.15 TU	
6.25 "		6.25 "	Lv	East Los Angeles	Ar	6.40 "	3.40 "	6.40 "	3.40 "	6.40 "	
7.50 "		7.50 "	Lv	Riverside	Ar	5.05 "	2.35 "	5.05 "	2.35 "	5.05 "	
8.15 "		8.15 "	Ar	San Bernardino	Lv	4.35 "	2.10 "	4.35 "	2.10 "	4.35 "	
8.25 "		8.25 "	Lv	San Bernardino	Ar	4.25 "	2.05 "	4.25 "	2.05 "	4.25 "	
10.45 SU		10.45 SU	Ar	Barstow	Lv	2.05 TU	11.59 "	2.05 TU	11.59 "	2.05 TU	
3.45 MO		3.45 MO	Ar	Las Vegas	Lv	8.45 MO	8.10 "	8.45 MO	8.10 "	8.45 MO	
4.05 "		4.05 "	Ar	Las Vegas	Ar	8.25 "	7.55 "	8.25 "	7.55 "	8.25 "	
7.25 "		7.25 "	Ar	Caliente (P.T.)	Lv	5.05 "	5.10 "	5.05 "	5.10 "	5.05 "	
8.40 "		8.40 "	Ar	Caliente (M.T.)	Ar	5.50 "	6.00 "	5.50 "	6.00 "	5.50 "	
10.55 "		10.55 "	Lv	Lund	Ar	3.30 "	3.58 "	3.30 "	3.58 "	3.30 "	
11.35 "		11.35 "	Ar	Milford	Lv	2.40 "	3.15 "	2.40 "	3.15 "	2.40 "	
11.45 "		11.45 "	Ar	Milford	Ar	2.30 "	3.05 "	2.30 "	3.05 "	2.30 "	
1.35 "		1.35 "	Ar	Lynnndyl	Lv	12.25 "	1.37 "	12.25 "	1.37 "	12.25 "	
1.45 "		1.45 "	Ar	Lynnndyl	Ar	12.15 "	1.35 MO	12.15 "	1.35 MO	12.15 "	
4.45 "		4.45 "	Ar	Salt Lake City	Lv	9.05 "	11.20 SU	9.05 "	11.20 SU	9.05 "	
8.00 "		8.00 "	Ar	Salt Lake City (MT)	Ar	8.00 "	10.15 "	8.00 "	10.15 "	8.00 "	
9.05 "		9.05 "	Ar	Ogden	Lv	7.00 "	9.15 "	7.00 "	9.15 "	7.00 "	
9.35 MO		9.35 MO	Ar	Ogden	Ar	6.35 "	8.55 "	6.35 "	8.55 "	6.35 "	
1.10 TU		1.10 TU	Ar	Pocatello	Lv	3.15 "	5.35 "	3.15 "	5.35 "	3.15 "	
7.55 "		7.55 "	Ar	Pocatello	Ar	2.40 "	4.55 "	2.40 "	4.55 "	2.40 "	
2.30 "		2.30 "	Lv	Blackfoot	Lv	1.57 "	4.10 "	1.57 "	4.10 "	1.57 "	
3.15 TU		3.15 TU	Ar	Idaho Falls	Lv	1.10 MO	3.25 SU	1.10 MO	3.25 SU	1.10 MO	
3.25 TU		3.25 TU	Ar	Idaho Falls	Ar						
4.27 "		4.27 "	Ar	St. Anthony	Lv		1.58 "		1.58 "		
5.00 "		5.00 "	Ar	Ashton	Lv		1.35 "		1.35 "		
5.15 TU		5.15 TU	Ar	Ashton	Ar						
7.00 TU		7.00 TU	Ar	Victor	Lv						
7.30 TU		7.30 TU	Ar	West Yellowstone	Lv						
7.25 MO		7.25 MO	Ar	Idaho Falls	Ar	1.10 MO	3.25 SU	1.10 MO	3.25 SU	1.10 MO	
8.44 "		8.44 "	Lv	Dubois	Lv	11.45 SU	1.50 "	11.45 SU	1.50 "	11.45 SU	
9.05 "		9.05 "	Lv	Spencer	Lv	11.22 "	1.25 "	11.22 "	1.25 "	11.22 "	
10.05 "		10.05 "	Lv	Ar Lima	Lv	10.30 "	12.30 "	10.30 "	12.30 "	10.30 "	
10.15 "		10.15 "	Lv	Lima	Ar	10.15 "	12.15 "	10.15 "	12.15 "	10.15 "	
10.52 "		10.52 "	Lv	Armstead	Lv	9.33 "	11.35 "	9.33 "	11.35 "	9.33 "	
11.50 "		11.50 "	Lv	Dillon	Lv	8.58 "	10.57 "	8.58 "	10.57 "	8.58 "	
12.39 "		12.39 "	Lv	Melrose	Lv	8.03 "	10.05 "	8.03 "	10.05 "	8.03 "	
1.40 "		1.40 "	Lv	Silver Bow	Lv	7.05 "	9.10 "	7.05 "	9.10 "	7.05 "	
2.00 MO		2.00 MO	Ar	Butte (M.T.)	Lv	6.45 SU	8.50 SU	6.45 SU	8.50 SU	6.45 SU	

**Footnotes for Page 17**

- ⊙ Club and lounge cars are for the exclusive use of standard sleeping car passengers.
  - ★ Regularly assigned through cars air-conditioned.
  - Operates only during Yellowstone Park season, about June 20 to September 10.
  - Nos. 45 and 46 run between Idaho Falls and Victor during fall and winter season.
  - Meal stop. (f) Stops only on signal.
  - (C.T.) Central time. (M.T.) Mountain time. (P.T.) Pacific time.
- Time from 12.01midnight to 12.00 noon shown in light face type.  
Time from 12.01 noon to 12.00 midnight shown in heavy face type.

**Equipment for Table R**

**★ NO. 38-29—PONY EXPRESS—BUTTE SPECIAL—DAILY**  
No. 38 to Salt Lake City; No. 29 to Butte.

Club Lounge Car ⊙ . . . Los Angeles to Salt Lake City.  
Standard Sleeping Cars . . . Los Angeles to Butte—10 Sections, 3 Double Bedrms. Salt Lake City to Butte—12 Sections, D. R.  
Reclining Seat Coaches . . . Los Angeles to Salt Lake City; Salt Lake City to Butte.  
Dining Car . . . A la carte and club or table d'hote service.

**★ NO. 33—NORTHWEST SPECIAL—DAILY—Salt Lake City to Butte.**

Standard Sleeping Car . . . Salt Lake City to Pocatello—12 Sections, D. R. (No. 17-66 Pocatello to Spokane—open 9:30 p.m.).  
Reclining Seat Coaches . . . Salt Lake City to Butte.  
Idaho Falls to Victor (No. 45).

**★ NO. 38-29-35-55—PONY EXPRESS—YEL'STONE SPECIAL—DAILY**

No. 38 to Salt Lake City; No. 29 to Butte; No. 35 Pocatello to Ashton and West Yellowstone; No. 55 Ashton to Victor.  
(Summer Season Service)

Club Lounge Car ⊙ . . . Los Angeles to Salt Lake City.  
Standard Sleeping Cars . . . Los Angeles to Butte—10 Sections, 3 Double Bedrooms. Salt Lake City to Butte—12 Sections, D. R. Salt Lake to W. Yellowstone—10 Sec., D. R., Compts. Salt Lake City to West Yellowstone—10 Sec., 2 D. R. Pocatello to West Yellowstone and Victor.  
Reclining Seat Coaches . . . Los Angeles to Salt Lake City; Salt Lake City to Butte.  
Dining Car . . . A la carte and club or table d'hote service.

**★ NO. 30-37—BUTTE SPECIAL—PONY EXPRESS—DAILY**

No. 30 to Salt Lake City; No. 37 to Los Angeles.  
Club Lounge Car ⊙ . . . Salt Lake City to Los Angeles.  
Standard Sleeping Cars . . . Butte to Los Angeles—10 Sec., 3 Double Bedrooms. Butte to Salt Lake City—12 Sections, D. R.  
Reclining Seat Coaches . . . Butte to Salt Lake City.  
Salt Lake City to Los Angeles.  
Dining Car . . . Butte to Pocatello; Salt Lake City to Los Angeles.

**★ NO. 34-3—NORTHWEST SPECIAL—DAILY**

No. 34 to Salt Lake City; No. 3 to Los Angeles.  
Standard Sleeping Cars . . . Pocatello to Salt Lake City—12 Sec., D. R. (No. 65-18 from Spokane).  
Salt Lake City to Los Angeles—Drawing-room, Bedrooms, Roomettes, Sections.  
Reclining Seat Coaches . . . Butte to Salt Lake City.  
Victor to Idaho Falls (No. 46).  
Salt Lake City to Los Angeles.  
Dining Car . . . Pocatello to Ogden; Salt Lake City to Los Angeles.

**★ NO. 56-36-30-37—YEL'STONE SPECIAL—PONY EXPRESS—DAILY**

No. 56 Victor to Ashton; No. 36 W. Yellowstone and Ashton to Pocatello; No. 30 to Salt Lake City; No. 37 to Los Angeles.  
(Summer Season Service)  
Club Lounge Car ⊙ . . . Salt Lake City to Los Angeles.  
Standard Sleeping Cars . . . Butte to Los Angeles—10 Sections, 3 Double Bedrooms. Butte to Salt Lake City—12 Sections, D. R. West Yellowstone to Salt Lake City—10 Sections, D. R. Compts. West Yellowstone to Salt Lake City—10 Sec., 2 D. R. Victor and W. Yellowstone to Pocatello; Pocatello to Salt Lake City; Salt Lake City to Los Angeles.  
Reclining Seat Coaches . . . Butte to Pocatello; Salt Lake City to Los Angeles.  
Dining Car . . . Butte to Pocatello; Salt Lake City to Los Angeles.



## SALT LAKE CITY — BOISE — PENDLETON — SPOKANE

No. 33-17-66 Example	Table T Condensed Schedules All Trains Daily			No. 65-18-34 Example
11.55 SUN	Ar	Salt Lake City (M.T.)	Ar	10.15 MON
1.25 MON	Ar	Ogden	Lv	8.55 " "
5.05 MON	Ar	Pocatello	Lv	5.35 MON
10.05 MON	Lv	Pocatello	Ar	5.05 MON
11.25 " "	Lv	Minidoka	Lv	3.55 " "
12.25 MON	Ar	Shoshone	Lv	2.55 MON
♦ 2.35 MON	Ar	Sun Valley	Lv	♦ 1.00 MON
♦ 10.20 MON	Lv	Sun Valley	Ar	♦ 5.05 MON
12.25 MON	Lv	Shoshone	Ar	2.55 MON
3.45 " "	Lv	Boise	Lv	11.50 " "
6.45 " "	Ar	Huntington (M.T.)	Lv	9.05 " "
6.00 " "	Lv	Huntington (P.T.)	Ar	7.55 " "
7.35 " "	Lv	Baker	Lv	6.30 " "
9.10 " "	Lv	La Grande	Lv	5.10 " "
11.55 MON	Ar	Pendleton	Lv	2.25 MON
12.45 TUE	Lv	Pendleton	Ar	1.30 MON
2.50 " "	Lv	Umatilla	Lv	12.20 MON
3.55 " "	Lv	Walla	Lv	11.30 SUN
5.15 " "	Lv	Ayer	Lv	10.00 " "
7.50 TUE	Ar	Spokane (P.T.)	Lv	7.40 SUN

### Equipment for Table T

★ NO. 33-17-66—NORTHWEST SPECIAL—PORTLAND ROSE—DAILY  
No. 33 to Pocatello; No. 17 to Pendleton; No. 66 to Spokane.

Club Lounge Car ⊗ ..... Pocatello to Pendleton.  
Standard Sleeping Car ... Salt Lake City to Spokane—12 Sections, Drawing-room (open 9:30 p.m.).

Reclining Seat Coaches ... Salt Lake City to Pocatello; Pocatello to Spokane.  
Dining Car ..... Ogden to Pendleton.

★ NO. 65-18-34—PORTLAND ROSE—NORTHWEST SPECIAL—DAILY  
No. 65 to Pendleton; No. 18 to Pocatello; No. 34 to Salt Lake City.

Club Lounge Car ⊗ ..... Pendleton to Pocatello.  
Standard Sleeping Car ... Spokane to Salt Lake City—12 Sections, Drawing-room.  
Reclining Seat Coaches ... Spokane to Pocatello; Pocatello to Salt Lake City.  
Dining Car ..... Pendleton to Ogden.

## Chicago — St. Louis — Sun Valley

No. 9-3-11 Example	No. 105 Example	Table V Condensed Schedules All Trains Daily		No. 106 Example	No. 12-4-10 Example
4.55 SUN	Lv	Chicago (C.T.)	C.&N.W. Ar	12.30 MON	.....
1.40 MON	Lv	Omaha (Un. Pac.)	Ar	3.50 MON	.....
4.00 SUN	Lv	St. Louis (Wabash)	Ar	.....	1.00 MON
9.30 SUN	Lv	Kansas City (Un. Pac.)	Ar	.....	7.45 MON
10.45 MON	8.00 MON	Lv	Cheyenne (MT)	7.50 SUN	5.00 SUN
5.50 MON	1.40 MON	Lv	Green River (MT)	2.35 SUN	10.30 SUN
No. 31	.....	Lv	Salt Lake City (MT)	.....	No. 32
6.00 MON	.....	Ar	Shoshone	.....	9.45 SUN
1.40 TUE	7.55 MON	Ar	Shoshone	8.10 SUN	2.05 SUN
SV Bus	SV Bus	Lv	Shoshone (MT)	8.00 SUN	SV Bus
2.15 TUE	8.05 MON	Lv	Shoshone (MT)	8.00 SUN	1.30 SUN
4.15 TUE	10.05 MON	Ar	Sun Valley (MT)	6.00 SUN	11.30 SAT

### Equipment for Table V

★ NO. 105—Streamliner CITY OF PORTLAND—DAILY

No. 105 to Shoshone; Sun Valley Bus to Sun Valley.

Club Lounge Car, Standard Sleeping Cars, Coaches and  
Dining Car ⊗ ..... Chicago to Shoshone.  
(See Table C, page 10, for detail of equipment)

★ NO. 9-3-11—Streamliner CITY OF ST. LOUIS—IDAHOAN—DAILY

No. 9 to Cheyenne; No. 3 to Green River; No. 11 to Shoshone; Sun Valley Bus to Sun Valley.

Club Lounge Car Service, Standard Sleeping Car, Coach and  
Dining Car ⊗ ..... St. Louis to Shoshone.  
(See Table F, page 14, for detail of equipment)

★ NO. 106—Streamliner CITY OF PORTLAND—DAILY

Sun Valley Bus to Shoshone; No. 106 to Chicago.

Club Lounge Car, Standard Sleeping Cars, Coaches and  
Dining Car ⊗ ..... Shoshone to Chicago.  
(See Table C, page 11, for detail of equipment)

★ NO. 12-4-10—IDAHOAN—Streamliner CITY OF ST. LOUIS—DAILY

Sun Valley Bus to Shoshone; No. 12 to Green River; No. 4 to Cheyenne; No. 10 to St. Louis.

Club Lounge Car Service, Standard Sleeping Car, Coach and  
Dining Car ⊗ ..... Shoshone to St. Louis.  
(See Table F, page 14, for detail of equipment)

## SALT LAKE CITY — BOISE — PORTLAND — SEATTLE

No. 31-11-401 Example	No. 33-17-457 Example	Table U Condensed Schedules All Trains Daily		No. 458-18-34 Example	No. 402-12-32 Example
6.00 SUN	Lv	Salt Lake City (M.T.)	Ar	10.15 MON	9.45 MON
7.35 " "	Lv	Ogden	Ar	8.55 " "	8.10 " "
11.10 " "	5.05 MON	Ar	Pocatello	Lv	5.35 MON
11.40 SUN	10.05 MON	Lv	Pocatello	Ar	5.05 MON
12.50 MON	11.25 " "	Lv	Minidoka	Lv	3.55 " "
1.40 " "	12.25 MON	Ar	Shoshone	Lv	2.55 MON
♦ 4.15 MON	♦ 2.35 MON	Ar	Sun Valley	Lv	♦ 1.00 MON
♦ 11.30 SUN	♦ 10.20 MON	Lv	Sun Valley	Ar	♦ 5.05 MON
1.40 MON	12.25 MON	Lv	Shoshone	Ar	2.55 MON
4.55 " "	3.45 " "	Lv	Boise	Lv	11.50 " "
7.50 " "	6.45 " "	Ar	Huntington (M.T.)	Lv	9.05 " "
7.05 " "	6.00 " "	Lv	Huntington (P.T.)	Ar	7.55 " "
8.35 " "	7.35 " "	Lv	Baker	Lv	6.30 " "
10.05 " "	9.10 MON	Lv	La Grande	Lv	5.10 " "
12.35 " "	12.25 TUE	Lv	Pendleton	Lv	2.25 MON
3.50 " "	4.00 " "	Lv	The Dalles	Lv	11.15 SUN
6.15 MON	6.30 TUE	Ar	Portland	Lv	9.10 SUN
11.30 MON	8.30 TUE	Lv	Portland	Ar	8.50 SUN
5.00 TUE	12.50 " "	Ar	Tacoma	Lv	5.05 " "
6.45 TUE	2.15 TUE	Ar	Seattle (P.T.)	Lv	3.50 SUN
.....	.....	.....	.....	.....	6.45 SUN
.....	.....	.....	.....	.....	1.00 SUN
.....	.....	.....	.....	.....	11.30 SAT

### Equipment for Table U

★ NO. 31-11-401—IDAHOAN—DAILY

No. 31 to Pocatello; No. 11 to Portland; No. 401 to Seattle.  
Club Lounge Car ⊗ ..... Pocatello to Portland.  
Standard Sleeping Cars ... Salt Lake City to Boise—10 Sections, D. R., Compartment (occupancy until 7:30 a.m.).  
Salt Lake City to Portland—12 Sections, D. R.  
Reclining Seat Coaches ... Salt Lake to Portland; Portland to Seattle.  
Dining Car ..... A la carte and club or table d'hotel service.

★ NO. 33-17-457—NORTHWEST SPECIAL—PORTLAND ROSE—DAILY

No. 33 to Pocatello; No. 17 to Portland; No. 457 to Seattle.  
Club Lounge Car ⊗ ..... Pocatello to Portland.  
Observation Sleeping Car ⊗ Portland to Portland—10 Sections (from Denver).  
Standard Sleeping Cars ... Pocatello to Portland—10 Sections, 3 Double Bedrooms (from Denver).  
Pocatello to Portland—12 Sec., D. R. (from Denver).  
Pocatello to Portland—12 Sec., D. R. (from Chicago).  
Salt Lake City to Pendleton—12 Sections, D. R. (No. 66 to Spokane).  
Reclining Seat Coaches ... Salt Lake City to Pocatello; Pocatello to Portland; Portland to Seattle.  
Dining Car ..... A la carte and club or table d'hotel service.

★ NO. 458-18-34—PORTLAND ROSE—NORTHWEST SPECIAL—DAILY

No. 458 to Portland; No. 18 to Pocatello; No. 34 to Salt Lake City.  
Club Lounge Car ⊗ ..... Portland to Pocatello.  
Observation Sleeping Car ⊗ Portland to Pocatello—10 Sections (for Denver).  
Standard Sleeping Cars ... Portland to Pocatello—12 Sections, D. R. (for Chicago).  
Portland to Pocatello—10 Sections, 3 Double Bedrooms (for Denver).  
Portland to Pocatello—12 Sections, D. R. (for Denver).  
Pendleton to Salt Lake City—12 Sections, D. R. (No. 65 from Spokane).  
Seattle to Portland; Portland to Pocatello; Pocatello to Salt Lake City.  
Reclining Seat Coaches ... Seattle to Portland; Portland to Pocatello; Pocatello to Salt Lake City.  
Dining Car ..... A la carte and club or table d'hotel service.

★ NO. 402-12-32—IDAHOAN—DAILY

No. 402 to Portland; No. 12 to Pocatello; No. 32 to Salt Lake City.  
Club Lounge Car ⊗ ..... Portland to Pocatello.  
Standard Sleeping Cars ... Portland to Salt Lake City—12 Sections, D. R.  
Boise to Salt Lake City—10 Sections, D. R., Compartment (open 9:30 p.m.).  
Reclining Seat Coaches ... Seattle to Portland; Portland to Salt Lake City.  
Dining Car ..... A la carte and club or table d'hotel service.

### Footnotes for Page 18

⊗ Club and lounge cars are for the exclusive use of standard sleeping car passengers.

★ Regularly assigned through cars air-conditioned.

♦ Motor bus. This service is provided passengers arriving or departing Shoshone and holding through rail tickets to and from Ketchum and room reservations at Sun Valley.

(M.T.) Mountain time. (P.T.) Pacific time.

Time from 12.01 midnight to 12.00 noon shown in light face type.

Time from 12.01 noon to 12.00 midnight shown in heavy face type.



# PORTLAND — WALLA WALLA — YAKIMA — LEWISTON — SPOKANE

20-66 -74		20 63 -64-20		<b>Table W</b> All Trains Daily—(Pacific Time)				19-64 -63-19		73-65 -19	
9.20 SUN	10.48 SUN	9.20 SUN	10.48 SUN	Lv	Portland	Ar	7.30 MON	7.30 MON	7.30 MON	5.40 MON	
10.48 SUN	12.39 MON	10.48 SUN	12.39 MON	Lv	Hood River	Ar	5.40 MON	5.40 MON	5.40 MON	5.00 MON	
12.39 MON	1.50 MON	12.39 MON	1.50 MON	Lv	The Dalles	Ar	5.00 MON	5.00 MON	5.00 MON	3.29 MON	
1.50 MON	2.05 MON	1.50 MON	2.05 MON	Lv	Arlington	Ar	3.29 MON	3.29 MON	3.29 MON	2.20 MON	
2.05 MON	2.45 MON	2.05 MON	2.45 MON	Lv	Umatilla	Ar	2.20 MON	2.20 MON	2.20 MON	2.05 MON	
2.45 MON		2.45 MON		Lv	Umatilla	Ar	2.05 MON	2.05 MON	2.05 MON	1.20 MON	
				Lv	Walla	Ar	1.20 MON	1.20 MON	1.20 MON		
				Lv	Walla	Ar	10.50 SUN	10.50 SUN	10.50 SUN		
				Ar	Walla Walla	Lv	9.45 SUN	9.45 SUN	9.45 SUN		
				Lv	Walla	Ar	10.50 SUN	10.50 SUN	10.50 SUN		
				Ar	Yakima	Lv	7.10 SUN	7.10 SUN	7.10 SUN		
				Lv	Walla	Ar	12.59 MON	12.59 MON	12.59 MON		
				Ar	Ayer	Lv	11.48 SUN	11.48 SUN	11.48 SUN		
				Lv	Ayer	Ar					
				Lv	Riparia	Ar					
				Ar	Lewiston	Lv					
				Lv	Ayer	Ar	11.48 SUN	11.48 SUN	11.48 SUN		
				Ar	Marengo	Lv	10.46 SUN	10.46 SUN	10.46 SUN		
				Ar	Cheney	Lv	9.56 SUN	9.56 SUN	9.56 SUN		
				Lv	Spokane	Ar	9.30 SUN	9.30 SUN	9.30 SUN		

### ★ NO. 20—SPOKANE—DAILY

Standard Sleeping Cars... Portland to Spokane—8 Sections, Buffet Lounge.  
 Portland to Spokane—10 Sections, Compartment, D.R.  
 Tourist Sleeping Cars... Portland to Walla Walla—14 Sections (No. 63, Walla to Walla Walla).  
 Sleepers can be occupied at Spokane and Walla Walla until 8:00 a.m.  
 Portland to Lewiston—Coach Tourist Sleeper, 8 Sections (Nos. 66-74, Walla to Lewiston).  
 Portland to Yakima—Coach Tourist Sleeper, 8 Sections (No. 64, Walla to Yakima).  
 Reclining Seat Coaches... Portland to Spokane.  
 Portland to Walla (for Moscow—see Table 76).  
 Yakima to Walla Walla (No. 63).

### ★ NO. 19—SPOKANE—DAILY

Standard Sleeping Cars... Spokane to Portland—8 Sections, Buffet Lounge.  
 Spokane to Portland—10 Sections, Compartment, D.R.  
 Tourist Sleeping Cars... Walla Walla to Portland—14 Sections (No. 64, Walla to Walla; open 9:30 p.m.).  
 Sleepers can be occupied at Walla Walla until 8:00 a.m.  
 Lewiston to Portland—Coach Tourist Sleeper, 8 Sections (Nos. 73-65 to Walla).  
 Yakima to Portland—Coach-Tourist Sleeper, 8 Sections (No. 63 to Walla).  
 Reclining Seat Coaches... Spokane to Portland.  
 Walla to Portland (from Moscow—see Table 76).  
 Walla Walla to Yakima (No. 64).

## Spokane, San Francisco and Los Angeles

No. 15-60	No. 19-13 Beaver	No. 19-11 Cascade	No. 19-52	<b>Table X</b> All Trains Daily (Pacific Time)				No. 51-20 Bus 34	No. 59-16	Cascade No. 12-20	Beaver No. 14-20
	9.30	9.30	9.30	Lv	Spokane (UP)	Ar	*12.40		7.00	7.00	
	11.48	11.48	11.48	Lv	Ayer	Ar	7.45		4.23	4.23	
	1.20	1.20	1.20	Lv	Walla	Ar	7.45		2.45	2.45	
	7.30	7.30	7.30	Ar	Portland	Lv	*11.59		9.20	9.20	
	10.00	5.00	4.50	Lv	Portland So. Pac.	Ar	9.50	7.40	11.30	11.45	
	11.50	6.30	6.20	Lv	Salem	Ar	7.57	5.52	9.48	10.15	
	1.50	8.00	7.50	Lv	Eugene	Ar	5.55	3.50	8.25	8.40	
	8.05	1.20	1.05	Lv	Klamath Falls	Ar	11.45	9.50	3.30	3.45	
	1.45	f 1.50	f 5.55	Lv	Redding	Ar	5.10	3.40	f 10.20	f 10.35	
	A6.50	A9.50	A9.50	Ar	Sacramento	Lv	*10.30	A1020	6.42	6.42	
	H1110	11.50	11.20	Ar	San Francisco	Lv	8.00	7.20	5.00	5.00	
	7.45			Ar	Sacramento	Lv	7.30	8.30			
	9.12			Ar	Stockton	Lv	6.10	7.05			
	12.23			Ar	Fresno	Lv	3.28	4.00			
	8.45			Ar	Los Angeles	Lv	8.25	7.30			

## Seattle, San Francisco and Los Angeles

No. 458-15-60	No. 408-13 Beaver	No. 408-11 Cascade	No. 402-19-52	<b>Table Y</b> All Trains Daily (Pacific Time)				No. 51-20-401	No. 59-16-457	Cascade No. 12-407	Beaver No. 14-407
3.50	12.01	12.01	11.30	Lv	Seattle	Ar	6.45	2.15	4.35	4.35	
5.05	12.57	12.57	1.00	Lv	Tacoma	Ar	5.00	12.50	3.25	3.25	
8.50	4.35	4.35	6.45	Ar	Portland	Lv	11.30	8.30	12.01	12.01	
10.00	5.00	4.50	8.15	Lv	Portland So. Pac.	Ar	9.50	7.40	11.30	11.45	
11.50	6.30	6.20	10.05	Lv	Salem	Ar	7.57	5.52	9.48	10.15	
1.50	8.00	7.50	12.10	Lv	Eugene	Ar	5.55	3.50	8.25	8.40	
8.05	1.20	1.05	6.50	Lv	Klamath Falls	Ar	11.45	9.50	3.30	3.45	
1.45	f 1.50	f 5.55	12.55	Lv	Redding	Ar	5.10	3.40	f 10.20	f 10.35	
A6.50	A9.50	A9.50	6.30	Ar	Sacramento	Lv	*10.30	A1020	6.42	6.42	
H1110	11.50	11.20	8.20	Ar	San Francisco	Lv	8.00	7.20	5.00	5.00	
7.45			8.35	Lv	Sacramento	Ar	7.30	8.30			
9.12			10.00	Lv	Stockton	Ar	6.10	7.05			
12.23			1.00	Lv	Fresno	Ar	3.28	4.00			
8.45			7.50	Ar	Los Angeles	Lv	8.25	7.30			

## PORTLAND, TACOMA AND SEATTLE

401 Daily	459 Daily	407 Daily	457 Daily	<b>Table Z</b> All Trains Daily				460 Daily	408 Daily	458 Daily	402 Daily
11.30	4.00	12.01	3.30	Lv	Portland	Ar	2.20	4.35	8.50	6.45	
12.05	4.25	12.25	8.58	Lv	Vancouver Wash.	Ar	1.45	4.06	8.22	6.10	
1.30	5.13	1.11	9.58	Lv	Keelo-Longview	Ar	12.36	3.17	7.29	4.35	
2.45	6.06	K	11.08	Lv	Chehalls	Ar	11.26	K	6.35	3.05	
2.55	6.16	2.10	11.15	Ar	Centralia	Lv	11.15	2.17	6.26	2.53	
5.00	7.40	3.25	12.50	Lv	Tacoma	Ar	9.40	12.57	5.05	1.00	
5.20	7.50	3.29	1.00	Lv	Tacoma	Ar	9.30	12.53	4.55	12.40	
			2.15	Ar	Seattle	Lv			3.50		
				Ar	Seattle	Lv	8.20	12.01		11.30	

### ★ NO. 457—DAILY

Parlor Car... Portland to Seattle (U. P. Car).  
 Standard Sleeping Car... Los Angeles to Seattle—10 Sections, D. R., Compts. (S. P. 59-16 to Portland).  
 Reclining Seat Coaches... Portland to Seattle.  
 Dining Car... Serving necessary meals enroute.

### ★ NO. 458—DAILY

Parlor Car... Seattle to Portland (U. P. Car).  
 Standard Sleeping Cars... Seattle to Los Angeles—10 Sections, D. R., Compts. (S. P. 15-60 south of Portland).  
 Reclining Seat Coaches... Seattle to Portland.  
 Dining Car... Serving necessary meals enroute.

### ★ NO. 407—DAILY

Parlor Car... Portland to Seattle (N. P. Car).  
 Standard Sleeping Cars... San Francisco to Seattle—8 Sections, 5 Double Bedrooms (2 cars).  
 San Francisco to Seattle—6 Compts., 3 Drawing-rooms.  
 San Francisco to Seattle—12 Sections, Drawing-room.  
 Reclining Seat Coaches... Portland to Seattle.  
 Dining Car... Serving necessary meals enroute.

### ★ NO. 408—DAILY

Parlor Car... Seattle to Portland (N. P. Car).  
 Standard Sleeping Cars... Seattle to San Francisco—8 Sec., 5 Dbl. Bdrms. (2 Cars). (S. P. 11 So. of Portland).  
 Seattle to San Francisco—6 Compts., 3 Drawing-rooms.  
 Seattle to San Francisco—12 Sections, Drawing-room.  
 Reclining Seat Coaches... Seattle to Portland.  
 Dining Car... Serving necessary meals enroute.

### ★ NO. 459—DAILY

Observation Parlor Car... Portland to Seattle. (G. N. Car).  
 Reclining Seat Coaches... Portland to Seattle.  
 Dining Car... Serving necessary meals enroute.

### ★ NO. 460—DAILY

Observation Parlor Car... Seattle to Portland (G. N. Car).  
 Reclining Seat Coaches... Seattle to Portland.  
 Dining Car... Serving necessary meals enroute.

### Equipment for Tables Y and Z

#### ★ NO. 401—DAILY

Standard Sleeping Cars... Portland to Seattle—10 Sections, D. R. Compts.  
 Portland to Tacoma—12 Sections, D. R.  
 San Francisco to Seattle—10 Sections, D. R., Compts. (S. P. 20 to Portland).  
 Tourist Sleeping Car... San Francisco to Seattle—16 Sec. (S. P. 20 to Portland).  
 Sleepers open at Portland 9:30 p.m., at destinations until 8:00 a.m.  
 Reclining Seat Coaches... Portland to Seattle.

#### ★ NO. 402—DAILY

Standard Sleeping Cars... Seattle to Portland—10 Sec., D. R. Compts.  
 Tacoma to Portland—12 Sections, D. R.  
 Seattle to San Francisco—10 Sections, D. R., Compts. (S. P. 19 South of Portland).  
 Tourist Sleeping Car... Seattle to San Francisco—16 Sections (S. P. No. 19).  
 Sleepers open at Seattle at 9:30 p.m., at Portland until 7:30 a.m.  
 Reclining Seat Coaches... Seattle to Portland.

■ Arrives, departs Seattle Union Depot.

△ Arrives, departs Seattle King Street Station.

(H) Daily except Sundays and holidays.

⊕ Rail station is at Kelso. There is independent bus service between Kelso and Longview every 20 minutes.

★ Regularly assigned through cars air-conditioned.

• U. P. Stages, Portland—Spokane.

(K) Conditional stop; consult agent.

♦ Via Pacific Greyhound Bus.

(A) Runs via Davis.



# Chicago and Omaha to Colorado, Utah, California and Pacific Northwest

Table No. 1

## The Overland Route

Read Down

### WESTBOUND—Read Down

MILES	Elevation	To Pacific Coast											To Colorado			Local	
		Stream-liner City of San Fran. 101 Daily	Stream-liner City of Los Ang. 103 Daily	Stream-liner City of Portland 105 Daily	Los Angeles Limited Daily	San Francisco Overland 27 Daily	Pacific 21 Daily	⊗ Mail and Express 5 Daily	Gold Coast 23 Daily	⊗ Train Number 13 Daily	Stream-liner City of Denver 111 Daily	Columbine 53 Daily	Motor 547 Daily				
		<b>Central Time</b>															
0		Chicago (C. & N. W.) (C.T.) Ill. Lv	590	7.30	7.15	4.55	12.01	8.00	8.10	8.30	8.45	5.00					
138		Clinton Iowa Lv	598	9.42	9.27	7.07	2.25	10.25	10.50	11.20	12.15	7.02					
340		Cedar Rapids " " Lv	731	10.55	10.40	8.26	3.50	11.46	12.30	2.00	2.10	8.15					
289		Marshalltown " " Lv	884			9.34			2.10	1.40	3.50	9.20					
		Des Moines " " Lv	805						1.40	1.40							
327		Ames " " Lv	917	M	R	10.10			3.05	3.45	4.50	9.55					
340		Boone " " Lv	1138	12.50	12.35	10.35	6.15	2.05	3.45	4.30	5.30	10.15					
488		Council Bluffs Iowa Ar	983			1.12	9.15	5.10	7.00	8.10	9.05	12.25					
485		Omaha Neb. Ar	1033	3.15	3.00	1.30	9.30	5.30	8.30	8.40	9.25	12.45					
0		Minneapolis (C. & N.W.) Minn. Lv	918				9.00	9.00	9.15	9.15	9.00	9.00					
11		St. Paul " " Lv	703				9.40	9.40	9.55	9.55	9.40	9.40					
377		Omaha Neb. Ar	1033				7.35	7.35	7.10	7.10	7.35	7.35					
0		St. Louis (Wabash) Mo. Lv	480						7.50	7.50							
414		Omaha Neb. Ar	1033						8.20	8.20							
0		Omaha (Union Pacific) Neb. Lv	1033	3.25	3.10	1.40	9.55	5.45	8.30	9.25	9.10	10.00	12.55	7.00			
19		Elkhorn " " Lv	1166						G					W			
22		Waterloo (Elkhorn River) " " Lv	1126						G					f 7.25			
25		Valley " " Lv	1140						G					f 7.31			
37		Fremont <i>Named for</i> " " Lv	1197				Z	P	N	10.07	9.59	10.50	s	f 7.57			
44		Ames <i>Gen. Fremont</i> " " Lv	1231						G					W			
52		North Bend " " Lv	1275						G					f 8.17			
59		Rogers " " Lv	1312						G					W			
66		Schuyler " " Lv	1350						G					f 8.34			
74		Richland " " Lv	1401						G					W			
82		Columbus <i>45, 46, 27, Hydro-electric Plant</i> " " Lv	1447				Z	P	N	10.54	10.58	11.50	2.05	f 9.01			
89		Duncan " " Lv	1494						G					f 9.14			
100		Silver Creek " " Lv	1548						G					f 9.26			
111		Clarks <i>(Grand Pawnee Vil., 1805)</i> " " Lv	1622						G					f 9.41			
122		Central City 44 " " Lv	1701						G					f 9.57			
132		Chapman 44 " " Lv	1766						G					f 7.10			
144		Grand Island <i>44, 47, 49</i> Ar	1864	5.25	5.10	3.38	12.28	8.15	11.15	12.08	12.20	1.15	10.30				
144		Grand Island <i>52, 53</i> Lv	1864	5.26	5.11	3.39	12.38	8.25	11.25	12.18	12.30	1.25	10.40				
150		Alda " " Lv	1916						G					10.52			
162		Wood River " " Lv	1966						G					11.03			
167		Shelton " " Lv	2019						G					11.14			
173		Gibbon " " Lv	2061						G					11.24			
182		Buda <i>(Old Fort Kearny)</i> " " Lv	2118						G								
186		Kearney 43 <i>(State Normal)</i> " " Lv	2149				Z	P	12.11	1.07	1.25	2.26	3.33	11.59			
196		Odessa " " Lv	2222						G					12.13			
202		Elm Creek " " Lv	2265						G					12.22			
211		Overton " " Lv	2318						G					12.34			
215		Josselyn <i>(Indian Fights, 1867)</i> " " Lv	2346						G								
222		Lexington " " Lv	2389						G								
230		Darr " " Lv	2451						G								
236		Cozad " " Lv	2487						G								
240		Willow Island " " Lv	2523						G								
246		Gothenburg " " Lv	2563						G								
259		Brady Island " " Lv	2651						G					1.40			
268		Maxwell <i>(Old Ft. McPherson)</i> " " Lv	2711						G					1.59			
276		Gannett " " Lv	2768						G					2.13			
281		North Platte <i>(No. Platte River Mountain Time) former "Buffalo Bill" Ranch, no.</i> Ar	2802	7.16	7.01	5.27	2.50	10.40	2.00	2.51	3.25	4.40	4.47	2.40			
281		North Platte " " Lv	2802						1.10	2.01	2.35	3.55	3.50	2.10			
294		Hershey " " Lv	2903	6.17	6.02	4.30	2.05	9.50	N					B			
298		O'Fallons 30 " " Lv	2938						N					B			
301		Sutherland " " Lv	2959						N					B			
313		Paxton " " Lv	3056						N					B			
325		Roscoe " " Lv	3166						N					B			
332		Ogallala " " Lv	3213						N					B			
341		Brule " " Lv	3288						N					B			
351		Big Springs " " Lv	3369						N					B			
363		Julesburg <i>(Indian Battles, 1866-75)</i> Colo. Ar	3467						N					B			
363		Julesburg " " Lv	3467						N					B			
378		Chappell " " Lv	3695						N					B			
387		Lodge Pole " " Lv	3831						N					B			
394		Sunol " " Lv	3925						N					B			
405		Sidney <i>(Lookout Station, old)</i> Ar	4091	8.02	7.44	6.09	4.18	12.03	3.40	4.16	5.15	6.55	8.00	9.30			
405		Sidney " " Lv	4091						3.50	4.26	5.25	7.05					
424		Potter <i>(Ft. Sidney north)</i> " " Lv	4387	8.03	7.45	6.10	4.28	12.13	3.50	4.26	5.25	7.05					
433		Dix " " Lv	4551						N					B			
442		Kimball— <i>See Note</i> " " Lv	4706						N					B			
454		Bushnell " " Lv	4866						N					B			
464		Pine Bluffs <i>(Neb.-Wyo. State Line)</i> Wyo. Ar	5047						N					B			
475		Egbert 42 " " Lv	5286						N					B			
480		Burns " " Lv	5465						N					B			
487		Hillsdale <i>(Rocky Mts. to Smith)</i> " " Lv	5638						N					B			
493		Durham " " Lv	5638						N					B			
507		Cheyenne <i>(Capital of Wyo. Fort Warren)</i> Ar	6060	9.48	9.30	7.50	6.35	2.20	6.10	6.35	7.50	10.10		3.55			

● Extra Fare Trains.

Extra fare tickets will not be sold on the "City of Los Angeles" and the "City of San Francisco" unless space has been reserved; and each person, including children of any age, who is to occupy space to the exclusion of other passengers, must hold such space assignment before he will be permitted to board train. Reduced fare tickets for Clergy, Charity, etc., are not honored on these trains.

Motor 547 Daily

North Platte Valley Express 93-353 Daily

Local Bus

Via North Platte Cut-off to Cheyenne. See Table No. 17.

See page 38 for motor bus schedules connecting with U. P. trains at Fremont, Columbus and Grand Island

NOTE □—There is bus line connection at Kimball, to and from Harrisburg, Gering and Scotts-bluff.



# Chicago and Omaha to Colorado, Utah, California and Pacific Northwest

**Table No. 1**  
(Continued)

## The Overland Route

### WESTBOUND—Read Down To Pacific Coast

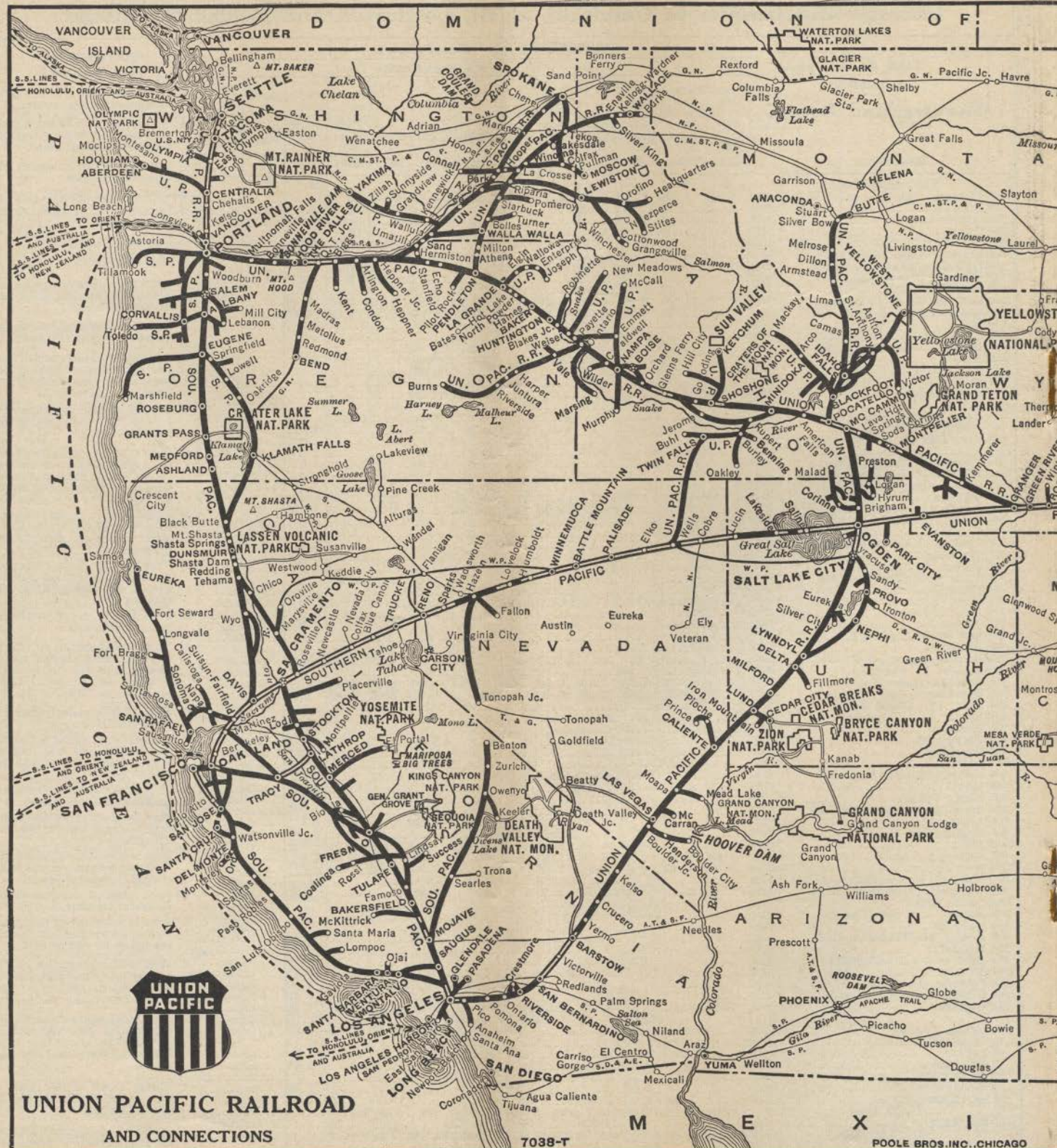
MILES

MILES	Station	Elevation	WESTBOUND—Read Down To Pacific Coast										
			Streamliner City of San Fran. 101 Daily	Streamliner City of Los Ang. 103 Daily	Streamliner City of Portland 105 Daily	Los Angeles Limited 1 Daily	San Francisco Overland 27 Daily	Mail and Express 5 Daily	Pacific 21 Daily	Gold Coast 23 Daily	Utah 3 Daily	Pony Express 37 Daily	Portland Rose 17 Daily
	<b>Read Down</b>												
	<b>(Mountain Time)</b>												
507	Cheyenne 30, 42	Wyo. Lv 6060	9.58	9.40	8.00	6.50	2.35	6.50	6.25	8.10	10.45		
516	Borie	" " 6561											
526	Granite Canon	" " 7315											
529	Ozone	" " 7557											
534	Buford	" " 7862											
538	Sherman (Highest Point en route)	" " 8013											
540	Dale Creek (Rocky Mts. to south)	" " 7921											
545	Hermosa (Laramie Basin)	" " 7899											
555	Red Buttes	" " 7313											
563	Laramie (State University)	Ar Lv 7151	11.17	11.01	9.25	8.15	4.00	8.20	8.00	9.55	12.15	8.55	8.40
563	Laramie (Snowy Range west)	Lv 7151	11.18	11.02	9.26	8.23	4.08	8.30	8.10	10.05	12.25	9.05	8.50
583	Bosler	" " 7082											
588	Cooper Lake (Laramie Peak)	" " 7037											
591	Lookout (46 miles north)	" " 7125											
596	Harper	" " 7079											
603	Rock River (Oil fields 12 miles south)	" " 6910											
606	Wilcox	" " 6969											
620	Medicine Bow	" " 6564											
624	Calvin	" " 6613											
630	Como (Fossil Dinosaur beds)	" " 6712											
640	Hanna (Coal Mines)	" " 6775											
645	Percy (Elk Mt. 15 miles south)	" " 6927											
649	Dana	" " 6791											
659	Walcott 34 (St. Mary Pk. no.)	" " 6624											
665	Ft. Steele (No Platte River)	" " 6511											
673	Sinclair (Large oil refinery)	" " 6586											
680	Rawlins (State Penitentiary)	Ar Lv 6747	04.05	12.48	11.18	10.28	6.13	11.00	10.40	1.00	2.35	11.35	11.20
680	Rawlins	Lv 6747	05.05	12.49	11.19	10.38	6.23	11.10	10.50	1.10	2.45	11.45	11.30
698	Riner	" " 6756											
703	Cherokee	" " 6831											
709	Creston (Continental Divide)	" " 7107											
721	Wamsutter	" " 6709											
737	Tipton	" " 7001											
744	Table Rock (Table Rock so.)	" " 6843											
754	Bitter Creek	" " 6699											
763	Black Buttes	" " 6616											
774	Point of Rocks	" " 6509											
781	Thayer Jct. (Leucite Hill no.)	" " 6441											
786	Salt Wells (Aspen Mts. to so.)	" " 6374											
793	Baxter	" " 6309											
799	Rock Springs (Coal Mines)	" " 6263											
807	Kanda (Picturesque)	" " 6209											
814	Green River (Buttes Water flows to Gulf of Califor.)	Ar Lv 6083	5.14	2.59	1.35	1.10	9.00	2.05	1.50	4.40	5.25	2.35	2.25
814	Green River (Utah Range to southwest)	Lv 6083	5.19	3.04	1.40	1.20	9.10	2.25	2.10	5.00	5.45	2.45	3.15
822	Peru	" " 6388											
827	Bryan	" " 6181											
835	Westvaco	" " 6210											
844	Granger 20	" " 6271											
863	Hampton	" " 6409											
873	Cartier	" " 6498											
883	Bridger (Named for famous scout)	" " 6630											
888	Leroy	" " 6710											
895	Spring Valley	" " 7011											
899	Aspen (Aspen tunnel 5900 feet)	" " 7183											
901	Altamont	" " 7227											
906	Knight (Bear River)	" " 7075											
910	Mills	" " 6890											
914	Evanston	Ar Lv 6745	5.03	4.48		3.18	11.10	4.30	4.20	7.20	7.43	4.50	
914	Evanston	Lv 6745	5.03	4.48		3.25	11.17	4.40	4.30	7.30	7.53	5.00	
921	Wyuta (Wyo-Utah State line)	Utah " 6739											
925	Wasatch (Wasatch Mts.)	" " 6800											
934	Castle Rock	" " 6224											
941	Emory (Echo Canyon)	" " 5911											
950	Echo 32	Ar Lv 5460											
950	Echo ("The Witches" to north)	Lv 5460											
954	Henefer	" " 5337											
959	Devil's Slide (Devil's Slide so.)	" " 8251											
966	Morgan	" " 5071											
973	Peterson (Weber Canyon)	" " 4889											
983	Uintah (Silver Fox Farm, so.)	" " 4502											
990	Ogden 31, 36 (Junction with So. Pacific)	Ar Lv 4298	6.35				1.03	6.30	6.25	9.30	9.45	6.45	6.00
0	Ogden	Lv 4298											
10	Clearfield	" " 4473											
15	Layton	" " 4348											
17	Kaysville	" " 4295											
21	Farmington	" " 4254											
28	Woods Cross	" " 4292											
36	Salt Lake City 31	Ar Lv 4251		7.00		6.00		8.00	8.10		11.00	8.10	8.00
1811	Los Angeles	Cal. Ar 293		9.00		11.10		7.15	7.15		4.00	7.15	
1775	San Francisco	Cal. Ar 6				6.50		8.50	8.50				

### FOOTNOTES FOR TABLE 1

- ⊗ Carries only a coach for passengers; no dining car or sleeping cars.
- ▲ See page 38 for motor bus connections with U. P. trains at Fremont, Columbus and Grand Island.
- Nos. 1 and 103 do not operate into Ogden Union Station.
- Extra fare—see page 20.
- Leaves U. P. Transfer Depot, Council Bluffs.
- † Daily except Sunday.
- (f) Stops only on signal.
- A Stops to let off paying passengers from east of Cheyenne; also to take for Ogden or beyond.
- B Stops to take on paying passengers for scheduled stops in Colorado.
- D Stops to take paying standard Pullman passengers for Ogden or beyond; also to take on paying passengers for south of Ogden.
- E Stops to let off paying passengers from Denver and east; also to take for north of Granger.
- G Stops to take on paying passengers for north of Granger or south of Ogden; also to take on Pullman sleeping car passengers for Ogden and beyond.
- H Stops to take on paying passengers for west of Ogden; also to let off paying passengers from east of Cheyenne.
- K Stops to take on paying passengers for south of Ogden; also Pullman sleeping car passengers for west of Ogden.
- M Stops to take paying passengers for Ogden or beyond.
- N Stops to let off sleeping car passengers from Omaha and east; also to take for north of Granger or south of Ogden, and standard Pullman passengers for Ogden and beyond.
- O Stops to take paying passengers for north of Granger.
- P Stops to let off paying passengers who boarded this train east of Council Bluffs; also to take for west of Ogden.
- R Stops to take on paying passengers for Salt Lake City or beyond.
- S Stops to let off paying passengers from Chicago; also to take for Denver.
- T Stops to take on paying passengers for Pocatello or beyond; also to let off from Cheyenne or beyond.
- W Stops to take on paying passengers for west of Julesburg.
- X Stops to let off paying passengers from Omaha and Denver or beyond; also to take for west of Ogden.
- Y Stops to let off paying passengers from east of Council Bluffs, and to let off Pullman sleeping car passengers from Omaha and beyond.
- Z Stops to let off paying passengers who boarded this train east of Council Bluffs; also to take on for Denver or Salt Lake City and beyond.
- ◆ Mileage shown on mile posts is from Council Bluffs. See General Information, page 2.
- ★ See table No. 53 for connecting train service to and from St. Joseph, Mo.





**UNION PACIFIC RAILROAD**  
AND CONNECTIONS

7038-T

POOLE BROS. INC., CHICAGO







# California, Pacific Northwest, Utah and Colorado to Omaha and Chicago

**Table No. 2**

**The Overland Route**

**Read Down**

**EASTBOUND—Read Down**

**From Pacific Coast**

MILES	Elevation	Stream-liner City of San Fran. 102	Stream-liner City of Los Ang. 104	Stream-liner City of Portland 106	Los Angeles Limited 2	San Francisco Overland 28	Gold Coast 24	Pacific 22	⊗ Mail and Express 6	Pony Express 38	Utah 4	Portland Rose 18	Mixed Passenger 226	Ex.Sun.
0		SOU. PAC. CO. San Francisco (P.T.)	Cal.Lv 6	5.00			11.00	7.00	7.00	7.00				
0		UNION PACIFIC Los Angeles (P.T.)	Cal.Lv 293	5.00		12.01	12.01	7.00	6.00	6.00	9.30			No. 47
0		Mountain Time Salt Lake City 31	UtahLv 4251	9.05		7.15	7.15	7.15	6.00	5.20	5.00			7.00
8		Woods Cross	" " 4292						f 6.17					f 7.16
15		Farmington	" " 4254						f 6.26					
19		Kaysville	" " 4295						f 6.34					f 7.29
21		Layton	" " 4348						f 6.41					f 7.33
26		Clearfield	" " 4473						f 6.48					f 7.38
36		Ogden	Ar 4298						f 7.10	6.15	5.55			8.00
0		Ogden 31 Junction with So. Pac.	Lv 4298	9.55			6.45	7.00	7.15	8.00	6.50	6.20		7.00
0		Uintah (Wasatch Mts.)	" " 4554											f 7.15
17		Peterson (Weber Canyon)	" " 4889											f 7.35
24		Morgan	" " 5071											7.55
31		Devil's Slide (Devil's Slide so.)	" " 5251											8.10
36		Henefer	" " 5337											f 8.20
40		Echo 32 ("The Witches", no.)	Ar 5460						f 8.11					f 8.30
40		Echo ("Echo Canyon")	Lv 5460						f 8.11					
50		Emory	" " 5911											
56		Castle Rock	" " 6224											
65		Wasatch	" " 6800											
69		Wyuta (Utah-Wyo. State line)	" " 6739											
76		Evanston	Wyo.Ar 6747	11.27	11.17		9.48	8.33	9.10	9.48	8.38	9.08		
76		Evanston	Lv 6747	11.27	11.17		9.53	8.38	9.20	9.58	8.48	8.13		
80		Millis	" " 6890											
84		Knight	" " 7075											
89		Altamont	" " 7227											
91		Aspen (Aspen tunnel 5,900 ft.)	" " 7183											
95		Spring Valley	" " 7011											
103		Leroy	" " 6710											
108		Bridger (Named for famous scout)	" " 6630											
118		Carter	" " 6498											
127		Hampton	" " 6409											
146		Granger 20	" " 6271											
155		Westvaco	" " 6210											
163		Bryan (Uintah Range to Southwest)	" " 6181											
169		Peru	" " 6388											
176		Green River (Picturesque)	Ar 6083	1.05	1.25		11.45	10.30	11.00	11.45	10.45	10.10		11.10
176		Green River (Cliffs, Water flows to Gulf of Calif.)	Lv 6083	1.10	1.00		11.53	10.40	11.10	12.25	10.55	10.30		11.30
184		Kanda	" " 6209											
191		Rock Springs (Coal Mines)	" " 6263											
197		Baxter	" " 6309											
204		Salt Wells (Aspen Mts. south)	" " 6374											
209		Thayer Jct. (Leucite Hill no.)	" " 6441											
216		Point of Rocks	" " 6509											
227		Black Buttes	" " 6616											
236		Bitter Creek	" " 6699											
246		Table Rock (Table Rock so.)	" " 6843											
253		Tipton	" " 7001											
269		Wamsutter	" " 6709											
281		Creston (Continental Divide)	" " 7107											
288		Cherokee	" " 6831											
292		Riner	" " 6756											
310		Rawlins (State Penitentiary)	Ar 6747	3.23	3.13		4.48	2.25	1.15	2.13	3.10	2.55	1.28	2.03
310		Rawlins (Large oil refinery)	Lv 6747	3.24	3.14		4.49	2.33	1.25	2.23	3.20	3.05	1.38	2.11
325		Ft. Steele (North Platte River)	" " 6586											
331		Walcott 34 (St. Marys Peak no.)	" " 6511											
341		Dana	" " 6624											
345		Percy (Elk Mt. 15 miles south)	" " 6791											
350		Hanna (Coal Mines)	" " 6935											
361		Como (Fossil Dinosaur beds)	" " 6775											
366		Calvin	" " 6712											
370		Medicine Bow	" " 6613											
384		Wilcox	" " 6564											
388		Rock River (Oil fields)	" " 6969											
394		Harper (12 miles south)	" " 6910											
399		Lookout	" " 7079											
402		Cooper Lake (Laramie Peak)	" " 7125											
408		Bosler (45 miles north)	" " 7037											
427		Laramie (State University)	" " 7082											
427		Laramie (Snowy Range west)	Ar 7151	5.17	5.07		6.39	4.45	3.37	5.10	5.50	5.25	3.50	4.25
439		Colores (Bizarre eroded rocks)	Lv 7151	5.18	5.08		6.40	4.52	3.45	5.20	6.00	5.35	4.00	4.35
445		Hermosa	" " 7623											
450		Dale Creek (Rocky Mts. to so.)	" " 7899											
453		Sherman (Highest pt. en route)	" " 7921											
457		Buford	" " 8013											
461		Ozone	" " 7862											
464		Granite Canon	" " 7557											
474		Borie (State Capital)	" " 7315											
484		Cheyenne 42	Wyo.Ar 6561	6.30	6.20		7.50	6.15	5.10	7.00	7.30	7.05		5.00

**Footnotes for Table 2**

- ⊗ Carries only coaches for passengers; no dining car or sleeping car.
- ▲ See page 38 for motor bus connections with U. P. trains at Fremont, Columbus and Grand Island.
- Extra fare—see page 25.
- Nos. 2 and 104 do not operate into Ogden Union Station.
- Arrives U. P. Transfer Depot, Council Bluffs.
- \* Daily.
- † Daily except Sunday.
- (f) Stops only on signal.
- A Stops to let off paying passengers from Salt Lake City or south; also to take for C&NW points east of Council Bluffs.
- B Stops to let off paying passengers from Ogden, Granger or beyond.
- D Stops to take on paying Standard Pullman passengers for Omaha and east.
- H Stops to let off paying passengers from West of Ogden; also to take for Omaha or beyond.
- K Stops to let off paying passengers from Salt Lake City or beyond.
- L Stops to let off paying passengers from Cheyenne or beyond; also to take for Omaha.
- M Stops to let off Standard Pullman passengers from Ogden or beyond; also let off paying passengers from south of Ogden.
- N Stops to let off paying passengers from Pocatello and west; also to take for Cheyenne and east.
- O Stops to let off paying passengers from Ogden or beyond.
- P Stops to let off paying passengers from west of Ogden or from Pocatello; also to take for C&NW points east of Council Bluffs.
- R Stops to let off paying passengers from Cheyenne or beyond.
- S Stops to let off paying passengers from Colorado.
- T Stops to let off paying passengers from Ogden or beyond, or from north of Granger.
- V Stops to let off paying passengers from Granger or beyond.
- W Conditional stop; ask agent.
- X Stops to let off paying passengers from Denver; also to take for Chicago.
- Z Stops to take paying standard Pullman passengers for Omaha; also to let off paying passengers from Ogden, Granger or beyond.
- ◆ Mileage shown on mile posts is from Council Bluffs. See General Information, page 2.
- ★ See Table No. 53 for connecting train service to and from St. Joseph, Mo.















## Between Chicago, Omaha, Denver, Ogden and San Francisco

WESTBOUND—Read Down				EASTBOUND—Read Up									
Gold Coast 23 Daily	San Francisco Overl'd 27 Daily	Stream-liner City of San Francisco 101 Daily	M I L E S	Table No. <b>14</b> <b>The Overland Route</b>				Eleva-tion	Stream-liner, City of San Francisco 102 Daily	San Francisco Overland 28 Daily	Gold Coast 24 Daily	Footnotes for Page 28	
C. & N. W.													
8.30	8.00	7.30	0	Ar	Chicago (Central Time)..... Ill.	Ar	590	10.45	1.00	7.30		(f) Stops only on signal.  <input type="checkbox"/> Via Borie Cut-off; not via Cheyenne.  A See tables 24 and 30 for service between St. Louis, Kansas City, Denver and Cheyenne.  K Stops to let off paying passengers from Ogden or beyond.  O Stops to let off paying passengers from points beyond Ogden; also to take for Sacramento or beyond.  U Stops to take paying passengers for points beyond Ogden; also to let off from Sacramento or beyond.  ⊕ See table 31 for service between Ogden and Salt Lake City.  △ No local passengers carried between San Francisco and San Jose.  <input type="checkbox"/> Leaves and arrives from Market Street station.  <input type="checkbox"/> Leaves and arrives from Third Street station.  ◆ Mileage shown on mile posts is from Council Bluffs. See General Information, page 2.	
8.40	5.30	3.15	488	Ar	Omaha..... Neb.	Lv	1033	3.00	3.25	7.50			
9.15	9.00		0	Lv	Minneapolis (C.&N.W.)(C.T.)Minn.	Ar	918		7.30	7.40			
9.55	9.40		11	Ar	St. Paul..... Ar	Ar	703		6.55	7.10			
7.10	7.35		377	Ar	Omaha..... Neb.	Lv	1033		9.00	10.25			
UNION PACIFIC													
9.10	5.45	3.25	0	Lv	Omaha.....(Central Time)..... Neb.	Ar	1033	2.50	3.05	7.30			
3.25	10.40	7.16	281	Ar	North Platte..... Wyo.	Lv	2802	10.48	10.12	1.10			
(Mountain Time)													
2.35	9.50	6.17	281	Lv	North Platte..... Wyo.	Ar	2802	9.45	9.02	11.59			
7.50	2.20	9.48	507	Ar	Cheyenne..... Wyo.	Lv	6060	6.40	5.25	7.30			
SOUTHERN PACIFIC													
A1130	A4.00	0	0	Lv	St. Louis (Wabash)(C.T.)..... Mo.	Ar	480	A1.00	A7.30				
5.20	9.30	0	0	Lv	Kansas City (Union Pacific)..... Mo.	Ar	748	7.45	11.50				
□	7.55	640	0	Lv	Denver (M.T.)..... Colo.	Ar	5188	7.45	7.45				
□	A1020	746	0	Lv	Cheyenne..... Wyo.	Lv	6060	A5.35	□				
8.10	2.35	9.58	507	Lv	Cheyenne (M.T.)..... Wyo.	Ar	6060	6.30	5.10	7.00			
9.30	1.03	6.35	990	Ar	Ogden ⊕ (M.T.)..... Utah	Lv	4298	9.55	6.45	7.00			
7.00	11.55		0	Lv	Salt Lake City ⊕ (M.T.)..... Utah	Ar	4251		8.00	8.00			
SOUTHERN PACIFIC													
10.15	1.18	6.45	990	Lv	Ogden (M.T.)..... Utah	Ar	4298	9.40	6.25	6.00			
O		1014		Lv	Promontory (Pacific Time)..... Utah	Lv	4219		U				
O		1038		Lv	Lakeside (Great Salt Lake Cut-off)..... Utah	Lv	4218		U				
O		1093		Lv	Lucin..... Utah	Lv	4476		f 2.29				
12.09	2.51	1111		Lv	Montello (Pilot Peak, South)..... Nev.	Lv	4880		2.49	2.09			
O		1128		Lv	Cobre..... Nev.	Lv	5924		U				
1.41		1166		Lv	Wells (Humboldt River)..... Nev.	Lv	5633		12.37				
O		1184		Lv	Deeth (Ruby Range to South)..... Nev.	Lv	5343		U				
2.51		1217		Lv	Elko (Elk Range to south)..... Nev.	Lv	5063		11.27				
3.32	5.41	1239		Lv	Carlin..... Nev.	Lv	4901	4.21	12.09	11.00			
O		1247		Lv	Palisade (Palisade Canyon)..... Nev.	Lv	4846		U				
O		1265		Lv	Beowawe (Shoshone Range)..... Nev.	Lv	4697		U				
f 4.49		1297		Lv	Battle Mountain..... Nev.	Lv	4514		f 9.50				
O		1339		Lv	Golconda (Hot Spgs. Range north)..... Nev.	Lv	4391		U				
6.10		1356		Lv	Winnemucca (Sonoma Range, so)..... Nev.	Lv	4336		8.54				
7.05	8.18	1389		Lv	Imlay (Star Peak Mount to west)..... Nev.	Lv	4199		9.32	8.10			
7.50		1428		Lv	Lovelock (Humboldt River to Wells)..... Nev.	Lv	3982		7.17				
f 8.59		1485		Lv	Hazen (U. S. Irrig. proj. to south)..... Nev.	Lv	4014		f 6.05				
O		1497		Lv	Fernley..... Nev.	Lv	4159		U				
10.50	11.11	2.27	1530	Ar	Reno..... Nev.	Lv	4500	11.52	6.40	4.45			
10.50	11.11	2.27	1530	Lv	Reno..... Nev.	Ar	4500	11.52	6.40	4.45			
12.01	12.09		1565	Lv	Truckee (To Lake Tahoe)..... Cal.	Lv	5819		5.40	f 3.30			
K			1583	Lv	Soda Springs..... Cal.	Lv	6752						
K			1607	Lv	Blue Canon (American Riv. Canyon)..... Cal.	Lv	4693						
2.55			1629	Lv	Colfax..... Cal.	Lv	2418		3.17	12.45			
3.38			1647	Lv	Auburn..... Cal.	Lv	1360			12.01			
K			1652	Lv	Newcastle..... Cal.	Lv	960						
K			1655	Lv	Penryn..... Cal.	Lv	628						
K			1658	Lv	Loomis..... Cal.	Lv	402						
4.30	3.39		1665	Lv	Roseville..... Cal.	Lv	162		2.17	11.25			
5.25	4.15	7.00	1683	Lv	Sacramento (State Capital)..... Cal.	Lv	35	7.18	1.40	10.40			
K			1696	Lv	Davis..... Cal.	Lv	52			9.54			
6.40			1743	Lv	Martinez (Carquinez Straits)..... Cal.	Lv	14			8.45			
6.58	5.23		1749	Lv	Crockett (Benicia Vallejo)..... Cal.	Lv	14		12.17	8.30			
7.28	K 5.49		762	Ar	Richmond..... Cal.	Lv	14			11.56			
7.46	6.01	8.28	1765	Lv	Berkeley..... Cal.	Lv	18	6.45	11.47	7.54			
7.58	6.12	8.38	1769	Lv	Oakland (16 St.)..... San Francisco Bay	Lv	10	5.37	11.38	7.44			
8.05	6.20	8.45	1771	Lv	Oakland Pier..... San Francisco Bay	Lv	14	5.30	11.30	7.35			
8.50	6.50	9.15	1775	Ar	San Francisco (P.T.)..... Cal.	Lv	6	5.00	11.00	7.00			

## San Francisco, Sacramento and Los Angeles (Via Southern Pacific)

Via Valley Line						Via Coast Line																			
60 Daily	58 Daily	56 Daily	54-52 Daily	Table No. <b>15</b> <i>Pacific Time</i>		51-53 Daily	57 Daily	59 Daily	55 Daily	74-76 Daily	70 Daily	96 Daily	72 Daily	98 Daily	Table No. <b>16</b> <i>Pacific Time</i>				71 Daily	99 Daily	97 Daily	69 Daily	75-73 Daily		
6.30	10.00	8.00	Lv	San Francisco ⊕ Cal.	Ar	8.30	8.50		7.20	9.00	7.00	12.15	8.20	8.15	Lv	San Francisco* Cal.	Ar	9.30	6.00	9.55	8.45	9.00			
8.14	10.38	8.32	Lv	Oakland (16th St.) " Ar		7.51	8.07		6.35	10.03	8.05	1.06	9.30	9.08	Ar	San Jose " " Lv		8.10	5.03	8.58	7.18	7.45			
		9.25	Lv	Martinez " " Ar		6.52	6.48		4.55	8.00			7.00	7.00	Lv	San Francisco ⊕ " Ar			6.50		9.50	9.50			
7.45			Lv	Sacramento " " Ar		7.30		8.30		8.42			7.39	7.39	Ar	Oakland (First St.) " Ar			6.10		9.05	9.05			
9.12			Lv	Stockton " " Ar		6.10		6.50		9.50			8.45	8.45	Ar	San Jose " " Lv			5.05		7.47	7.47			
	9.35	1.20	Lv	Tracy " " Ar		5.55	5.40		3.05	10.12	8.15	1.08	9.45	9.12	Lv	San Jose " " Ar		7.55	4.58	8.56	6.58	7.25			
9.58		2.35	Lv	Modesto " " Ar		5.15		6.10	1.50	11.25	9.35	2.05	11.15		Lv	Watsonville Jct. " " Ar		6.40		7.58	5.50	6.20			
12.23	12.40	5.40	Ar	Fresno " " Ar		3.28	2.55	4.00	10.30	11.55	10.05	2.30	11.59	10.35	Lv	Salinas " " Ar		5.55	3.37	7.35	5.15	5.42			
3.05	3.10	9.40	Ar	Bakersfield " " Ar		1.16	1.45	1.15	4.50	3.11	1.30	5.14	4.10	1.20	Lv	San Luis Obispo " " Ar		1.50	12.53	4.52	2.00	2.40			
8.45	9.10	6.00	Ar	Los Angeles Cal.	Lv	8.25	5.50	7.30	8.30	5.58	5.00	7.30	8.10	3.37	Ar	Santa Barbara " " Ar		10.00	10.35	2.32	10.55	11.44			
										9.00	8.00	9.55	12.01	6.00	Ar	Los Angeles Cal.	Lv	6.00	8.15	12.15	7.55	9.00			

For equipment, see pages 8 to 13, inclusive.



## Between Chicago, Omaha and Denver

WESTBOUND—Read Down				EASTBOUND—Read Up					
Los Angeles Limited 1	Columbine 53	Stream-liner City of Denver 111	MILES	Table No. <b>17</b> <b>The Overland Route</b> All Trains Daily		Elevation City of Denver 112	Stream-liner Columbine- 54	Train No. 14	
				(Central Time)					
		5.00	0 Lv	Chicago (C. & N. W.)	Ill.	Ar	590	9.35	7.15
		12.25	485 Ar	Council Bluffs	Iowa	Ar	983	2.00	7.30
		12.45	488 Ar	Omaha	Neb.	Lv	1033	1.50	7.15
<b>UNION PACIFIC</b>									
	9.55	7.00	0 Lv	Omaha	Neb.	Ar	1033	1.40	8.50
	f 7.25	12.55	22	Waterloo	Neb.	Lv	1126	f 8.09	6.30
	f 7.31	25	25	Valley	Elkhorn River	Lv	1140	f 8.03	
	H 7.57	37	37	Freemont	Neb.	Ar	1197	f 7.42	5.32
	D 8.14	44	44	Ames	Iowa	Ar	1231	f 7.26	
	f 8.37	52	52	North Bend	Iowa	Ar	1275	f 7.10	
	f 8.34	66	66	Schuyler	Iowa	Ar	1350	f 6.56	f 4.57
	H 9.01	82	82	Columbus (Loup River)	Iowa	Ar	1447	12.23	6.32
	f 9.14	89	89	Duncan	Iowa	Ar	1494	f 6.07	4.37
	f 9.23	100	100	Silver Creek	Iowa	Ar	1548	f 5.53	
	f 9.41	111	111	Clarks (Grand Pawnee Vil.)	Iowa	Ar	1622	f 5.39	
	D 9.57	122	122	Central City	Iowa	Ar	1701	f 5.23	f 3.52
	12.38	132	132	Chapman	Iowa	Ar	1766	f 4.55	3.25
	10.40	144	144	Grand Island	Iowa	Ar	1864	11.35	4.55
	10.52	152	152	Alda	Iowa	Ar	1916	f 4.14	
	11.03	160	160	Wood River	Iowa	Ar	1966	f 4.02	
	11.14	167	167	Shelton	Iowa	Ar	2019	f 3.52	
	11.24	173	173	Gibbon	Iowa	Ar	2261	3.25	2.25
	H 11.59	186	186	Kearney (State Normal School)	Iowa	Ar	2149	2.51	
	12.13	190	190	Odessa	Iowa	Ar	2222	f 2.39	
	12.22	202	202	Elm Creek	Iowa	Ar	2265	f 1.45	
	12.34	211	211	Overton	Indian Fights 1867	Ar	2318	1.55	f 1.27
	12.53	222	222	Lexington	Iowa	Ar	2389	f 1.34	f 1.12
	1.17	236	236	Cozad	Iowa	Ar	2487	f 1.13	
	1.40	240	240	Willow Island	Iowa	Ar	2523	f 1.13	
	1.59	246	246	Gothenburg	Iowa	Ar	2563	f 1.13	
	2.13	259	259	Brady Island	Iowa	Ar	2651	f 1.13	
	2.40	268	268	Maxwell (Old Ft. McPherson)	Iowa	Ar	2711	f 1.13	
	2.50	281	281	North Platte	North Platte	Ar	2802	9.50	12.30
	2.10	288	288	North Platte	North Platte	Ar	2802	8.47	11.10
	A 2.44	294	294	Birdwood	Iowa	Ar	2851	L	
	A 2.48	298	298	Hershey	Iowa	Ar	2903	L	
	f 2.34	301	301	O'Fallons	South Platte	Ar	2938	L	
	A 2.49	305	305	Sutherland	South Platte	Ar	2959	10.37	
	f 3.04	313	313	Dexter	Iowa	Ar	2996	L	
	f 3.15	325	325	Paxton	Iowa	Ar	3056	10.25	
	f 3.28	332	332	Roscoe	Iowa	Ar	3166	10.10	
	A 3.41	341	341	Ogallala	Iowa	Ar	3213	10.00	
	A 4.00	346	346	Brule	Iowa	Ar	3288	9.48	
	4.05	351	351	McGeath	Iowa	Ar	3329	L	
	4.16	357	357	Big Springs	Iowa	Ar	3369	9.36	
	4.30	363	363	Barton	Iowa	Ar	3415	L	
	4.42	363	363	Julesburg	Colo.	Lv	3467	7.44	9.20
	4.52	370	370	Julesburg 1, 2	Colo.	Ar	3467	7.44	9.15
	4.58	377	377	Ovid	Colo.	Ar	3531	8.45	9.00
	5.02	385	385	Sedgwick	Colo.	Ar	3589	f 8.32	
	5.10	393	393	Red Lion	Colo.	Ar	3655	8.24	
	5.12	401	401	Crook	Colo.	Ar	3714	f 8.13	
	5.14	408	408	Proctor	Colo.	Ar	3786	8.05	
	5.20	420	420	Stiff	Colo.	Ar	3841	6.57	7.50
	5.25	427	427	Sterling (Sugar Factory)	Colo.	Ar	3939	f 7.30	
	5.33	433	433	Atwood (Summit Spgs.)	Colo.	Ar	3993	f 7.21	
	5.35	439	439	Merino (Irrigated farms)	Colo.	Ar	4042	f 7.16	
	5.47	444	444	Messex	Colo.	Ar	4090	f 7.07	
	6.12	450	450	Union	Colo.	Ar	4129	f 6.58	
	6.18	461	461	Snyder	Colo.	Ar	4180	f 6.44	
	6.26	472	472	Ft. Morgan	Colo.	Ar	4276	f 6.31	
	6.40	477	477	Weldona	Colo.	Ar	4351	f 6.24	
	6.54	480	480	Goodrich	Colo.	Ar	4383	f 6.19	
	6.57	487	487	Orchard	Colo.	Ar	4411	f 6.10	
	6.58	497	497	Masters	Colo.	Ar	4458	f 5.55	
	7.01	506	506	Hardin	Colo.	Ar	4534	f 5.41	
	7.05	513	513	Kersey	Colo.	Ar	4621	5.43	5.30
	7.50	513	513	La Salle 18, 30	Colo.	Lv	4681	5.43	5.30
	K 7.55	K 7.05	Ar	Greeley (Greeley State College)	Colo.	Ar	4648	K	K
	7.55	7.05	513 Lv	La Salle	Colo.	Ar	4681	5.40	5.25
	7.55	7.05	518 Lv	Peckham	Colo.	Ar	4723	L	
	7.55	7.05	520 Lv	Gilcrest	Colo.	Ar	4752	L	
	7.55	7.05	525 Lv	Platteville	Colo.	Ar	4817	L	
	7.55	7.05	530 Lv	Ione	Colo.	Ar	4858	L	
	7.55	7.05	534 Lv	Lupton (Ft. Lupton)	Colo.	Ar	4906	S	
	7.55	7.05	541 Lv	Brighton 30	Colo.	Ar	4979	S	
	7.55	7.05	546 Lv	Henderson	Colo.	Ar	5036	L	
	7.55	7.05	548 Lv	Hazeltine	Colo.	Ar	5076	L	
	7.55	7.05	552 Lv	Dupont	Colo.	Ar	5121	L	
	7.55	7.05	560 Ar	Denver 18, 24, 30	Colo.	Ar	5188	5.00	4.30
	E 9.45	E 12.40	Lv	Denver	Via Rocky Mt. Motor Co. Auto Buses	Ar	E 12.50	E 12.50	E 9.15
	E 12.40	E 12.40	Ar	Estes Park	Via Rocky Mt. Motor Co. Auto Buses	Lv	E 9.15	E 9.15	E 8.15

## Denver--La Salle--Ft. Collins

9-211 Daily		Table No. <b>18</b> (Mountain Time)		212-334 Daily		53 Daily
* 7.55	0	Lv	Denver	Colo.	Ar	1150
14	14	Lv	East Lake	Colo.	Ar	1104
18	18	Lv	Darlow	Colo.	Ar	1104
22	22	Lv	St. Vrain	Colo.	Ar	f 8.41
26	26	Lv	Frederick	Colo.	Ar	f 8.33
28	28	Lv	Freestone	Colo.	Ar	f 8.33
30	30					



## Between Chicago, Omaha and Spokane, Portland, Tacoma and Seattle

WESTBOUND—Read Down					EASTBOUND—Read Up								
	Pacific-Portland Rose 21-17 Daily	L. A. Ltd. Idahoan 1-3-11 Daily	Stream- liner 105 Daily	M I L E S	<b>Table No. 20</b> <b>The Overland Route</b> See Tables Nos. 1 and 2 for complete schedules between Omaha and Green River					Eleva- tion	Stream- liner 106 Daily	O ver- land- Idahoan 12-4-28 Daily	Portland Rose- Pacific 18-22 Daily
	8.10 8.00	12.01 9.30	4.55 1.30	488	0 Lv	Chicago (C. & N.W.) (C.T.)	Ill. Ar	590	12.30	1.00	8.15		
					0 Lv	Omaha	Neb. Ar	1033	3.25	8.45			
	9.15 9.55 7.10	9.00 9.40 7.35		11 377	0 Lv	Minneapolis (C. & N.W.) (CT)	Minn. Ar	918	7.30	7.40			
					0 Lv	St. Paul	Minn. Ar	703	6.55	7.10			
					0 Lv	Omaha	Neb. Ar	1033	9.00	10.25			
	8.30 6.10	9.55 6.35	1.40 7.50	507	0 Lv	Omaha (Union Pacific)	Neb. Ar	1033	3.50	7.50			
					0 Lv	Cheyenne	Wyo. Ar	6060	8.00	7.55			
	Y4.00 11.30 5.05 □	Y4.00 9.30 7.55 Y1020			0 Lv	St. Louis (Wabash) (C.T.)	Mo. Ar	480	Y1.00	Y7.30			
					0 Lv	Kansas City (Union Pacific)	Mo. Ar	748	7.45	11.50			
					640 Lv	Denver (M.T.)	Colo. Ar	5188	7.45	8.10			
					746 Ar	Cheyenne	Wyo. Lv	6060	Y5.35	□			
	6.25 1.50 3.15 f 3.55 4.25 5.00 f 5.19	10.45 5.25 5.50 7.20	8.00 1.35 1.40	507 814 814 844 869 884 895	0 Lv	Cheyenne (M.T.)	Wyo. Ar	6060	7.50	5.00	7.30		
					0 Lv	Green River	Wyo. Ar	6083	2.35	10.30	12.25		
					0 Lv	Green River 1, 2	Wyo. Ar	6083	2.30	10.00	11.10		
					0 Lv	Granger 1, 2	Wyo. Ar	6271	f 9.25	E.			
					0 Lv	Opal	Wyo. Ar	6699	f 8.53	E.			
					0 Lv	Kemmerer (Coal Mines)	Wyo. Ar	6913	f 1.15	8.33	9.45		
					0 Lv	Fossil (Prehistoric animal remains)	Wyo. Ar	6638	f 8.10	E.			
					0 Lv	Nugget	Wyo. Ar	6525	L.	E.			
					0 Lv	Beckwith	Wyo. Ar	6201	L.	E.			
					0 Lv	Cokeville	Wyo. Ar	6191	7.30	8.43			
					0 Lv	Pegram (Bear Lake to south)	Idaho Ar	6036	f 7.12	E.			
					0 Lv	Dingle (Bear Lake Valley)	Idaho Ar	5972	L.	E.			
					0 Lv	Montpelier (To Bear Lake)	Idaho Ar	5942	11.45	6.50	8.05		
					0 Lv	Georgetown	Idaho Ar	5906	L.	E.			
					0 Lv	Soda Springs (Mineral Springs)	Idaho Ar	5779	5.59	7.12			
					0 Lv	Alexander (Bear River)	Idaho Ar	5733	L.	6.59	7.12		
					0 Lv	Talmage	Idaho Ar	5587	L.	E.			
					0 Lv	Bancroft (Gentile Valley)	Idaho Ar	5423	5.36	f 6.43			
					0 Lv	Pebble (Portneuf River)	Idaho Ar	5278	L.	E.			
					0 Lv	Blaser	Idaho Ar	5148	L.	E.			
					0 Lv	Lava Hot Springs (Mineral Springs and Sanitarium)	Idaho Ar	5072	5.14	f 6.15			
					0 Lv	Topaz	Idaho Ar	4929	L.	E.			
					0 Lv	McCammon 36	Idaho Ar	4752	4.59	E.			
					0 Lv	Onyx	Idaho Ar	4614	L.	E.			
					0 Lv	Inkom (Bannock Range to South)	Idaho Ar	4525	4.30	E.			
					0 Lv	Pocatello 36 (Portneuf River)	Idaho Ar	4463	4.30	5.30			
					0 Lv	Pocatello	Mont. Ar	4463	* 1.40				
					158 Ar	W. Yellowstone 36,39	Mont. Lv	6665	* 7.30				
					0 Lv	W. Yellowstone	Idaho Ar	6665	* 7.30	50			
					158 Ar	Pocatello	Idaho Lv	4463	* 1.55	Daily			
	8.00 1.10	11.55 5.05	6.00 11.10	170	0 Lv	Salt Lake City 36	Utah Ar	4251	9.45	10.15	8.00		
					0 Lv	Pocatello	Idaho Lv	4463	4.40	5.35	3.15		
	3.30 4.09 f 4.29 4.50	10.05 10.39 11.25	11.40 12.11 12.50	1058 1074 1083 1100 1117	0 Lv	Pocatello (Portneuf River)	Idaho Ar	4463	9.50	4.05	5.05	10.55	
					0 Lv	Bannock (Falls in Snake River Dam, and Irrigation Proj. To Twin Falls and Shoshone Falls)	Idaho Ar	4417	L.	E.			
					0 Lv	American Falls	Idaho Ar	4337	3.35	f 4.34	10.14		
					0 Lv	Wapi	Idaho Ar	4401	L.	E.	f 9.49		
					0 Lv	Minidoka 60	Idaho Ar	4282	854	3.00	3.55	9.25	
					0 Lv	Kimama	Idaho Ar	4272	L.	E.			
					0 Lv	Dietrich	Idaho Ar	4080	L.	E.			
					0 Lv	Shoshone 64, 65	Idaho Ar	3970	8.10	2.05	2.55	Runs from Buhl	
					0 Lv	Shoshone	Idaho Ar	3970	8.00	1.30	2.45		
					69 Ar	Sun Valley (Ketchum)	Idaho Lv	5816	6.00	11.30	1.00	See Table 60	
					0 Lv	Sun Valley (Ketchum)	Idaho Ar	5816	10.20	4.15	5.05		
					69 Ar	Shoshone	Idaho Ar	3970	8.20	2.15	3.05		
					0 Lv	Shoshone	Idaho Ar	3970	8.10	2.05	2.55		
					0 Lv	Gooding (Wood River)	Idaho Ar	3576	L.	1.41	f 2.30		
					0 Lv	Bliss 61	Idaho Ar	3265	L.	E.			
					0 Lv	King Hill	Idaho Ar	2532	L.	E.			
					0 Lv	Glenns Ferry	Idaho Ar	2562	7.10	12.50	1.40		
					0 Lv	Glenns Ferry (Snake River)	Idaho Ar	2562	7.10	12.40	1.30		
					0 Lv	Hammett	Idaho Ar	2544	L.	E.			
					0 Lv	Reverse	Idaho Ar	3089	L.	E.			
					0 Lv	Mountain Home	Idaho Ar	3148	L.	11.59	12.50		
					0 Lv	Orchard	Idaho Ar	3157	L.	E.			
					0 Lv	Boise (Capital of Idaho)	Idaho Ar	2692	6.00	10.55	11.50		
					0 Lv	Boise	Idaho Ar	2692	6.00	10.45	11.45		
					0 Lv	Meridian	Idaho Ar	2605	L.	E.			
					0 Lv	Nampa 66	Idaho Ar	2489	f 5.33	10.10	11.20		
					0 Lv	Nampa	Idaho Ar	2489	f 5.33	10.00	11.10		
					0 Lv	Caldwell 68 (Boise River)	Idaho Ar	2375	f 5.19	9.47	10.55		
					0 Lv	Notus	Idaho Ar	2326	L.	E.			
					0 Lv	Parma	Ida. Ar	2231	f 10.32	T.			
					0 Lv	Nysa 69 (Snake River)	Ore. Ar	2186	f 4.54	9.18	10.22		
					0 Lv	Arcadia	Ore. Ar	2178	L.	E.			
					0 Lv	Ontario 70 (Snake River)	Ore. Ar	2160	f 4.42	9.05	10.05		
					0 Lv	Payette 71	Idaho Ar	2154	f 4.34	8.56	f 9.56		
					0 Lv	Weiser	Idaho Ar	2121	f 4.18	8.41	9.40		
					0 Lv	Olds Ferry (Snake River)	Ore. Ar	2085	L.	E.			
					0 Lv	Huntington (Mount. Time)	Ore. Lv	2116	3.45	8.10	9.05		

### Footnotes for Pages 30 and 31

- ♦ Motor bus. This service is provided passengers arriving or departing Shoshone and holding through rail tickets to and from Ketchum and room reservations at Sun Valley.
- \* Through sleeping car daily to and from West Yellowstone during park summer season.
- Connecting Sleeping Car service to and from West Yellowstone during park summer season.
- Runs via Borie Cut-off, not via Cheyenne.
- \* Daily.
- (f) Stops only on signal.
- † Daily except Sunday.
- A Stops to let off paying passengers from Tacoma and beyond; also to take on for Vancouver and beyond.
- B Stops to let off paying passengers from Portland or beyond; also to take for Pocatello or beyond.
- D Stops to take paying passengers for Tacoma or beyond, and to let off from Portland or beyond.
- E Stops to take on paying passengers for Cheyenne and beyond; also to let off from Pendleton and beyond.
- H Stops to take on paying passengers for Umatilla and beyond.
- J No. 407 stops at East Olympia to let off paying passengers for Olympia that come from Portland or beyond. Bus to Olympia will be operated when passengers are reported.
- K Stops to take paying passengers for Vancouver and south and to let off from points north of Seattle.
- L Stops to take on or let off paying passengers.
- M Stops to let off paying passengers from Umatilla and beyond.
- N Stops to let off paying passengers from Pocatello or beyond.
- O Stops to take on paying passengers for Pocatello or beyond.
- P Stops to take paying passengers for Seattle and beyond, and to let off from Tacoma and beyond.
- R Stops to take paying passengers for Tacoma and beyond.
- T Stops to take paying passengers for Ogdén, Cheyenne or beyond; also to let off from Pendleton and beyond.
- U Stops to let off paying passengers from Vancouver and beyond, and to take for Tacoma and Seattle.
- V Stops to let off paying passengers from Portland and beyond on Tuesdays only.

(Continued on next page)



# Between Chicago, Omaha and Spokane, Portland, Tacoma and Seattle

WESTBOUND—Read Down					MILES	EASTBOUND—Read Up					Footnotes for Pages 30 and 31 (Continued from page 30)
Portland Rose 17 Daily	Idahoan 11 Daily	Stream-liner 105 Daily				Elevation	Stream-liner 106 Daily	Idahoan 12 Daily	Portland Rose 18 Daily		
<b>Table No. 20 (Continued) The Overland Route</b>											
	6.00	7.05	11.20	1394	Ar	2116	2.35	7.00	7.55		<b>W</b> Stops on flag on Sundays only. <b>Y</b> For service between St. Louis, Kansas City, Denver and Cheyenne, see tables 24 and 30. <b>X</b> Stops to let off paying passengers from Tacoma or beyond; also to take for Portland or beyond. <b>Z</b> Stops to let off paying passengers from Ogden, Cheyenne, and beyond; also to take for Pendleton and beyond. ① Stops to let off paying passengers from Vancouver and beyond and to take on for points beyond Seattle. ② Stops to take paying passengers for south of Tacoma. ③ Stops to take paying passengers for south of Tacoma and to let off from Seattle. ④ Via North Puyallup. ⑤ Via Puyallup. ⑥ Stops to take on paying passengers for Portland and beyond. ■ Trains 407, 408, 457 and 458 carry passengers to and from East Olympia and Portland and Seattle. Bus service is only between East Olympia and Olympia, and operates daily to and from U. P. station at Olympia. Bus will handle only hand baggage for passengers. ▲ Union Pacific rail tickets to or from certain stations (consult agent) are honored on Grays Harbor lines buses operating over public highway only through towns where time is shown.
	N.	N.		1415	Ar	2657		O	O		
	N.	N.		1428	Ar	3746		O	O		
	7.35	8.35	12.38	1442	Ar	3438	f 1.17	5.23	6.30		
	N.	f 8.48		1452	Ar	3336		f 5.03	V.O.		
	N.	f 9.00		1462	Ar	3251		f 4.51	V.O.		
	N.	N.		1471	Ar	3449		O	O		
	N.	f 9.35		1481	Ar	2718		O	V.O.		
	N.	N.		1485	Ar	2708		O	O		
	9.10	10.05	1.40	1494	Ar	2788	12.02	4.00	5.10		
	N.	N.		1513	Ar	4205		O	O		
	N.	N.		1519	Ar	3680		O	O		
	N.	(11.30)		1536	Ar	2306		O	O		
	N.	N.		1547	Ar	1749		O	O		
	N.	N.		1557	Ar	1414		O	O		
	11.55	12.25	3.47	1568	Ar	1069	9.43	1.30	2.25		
	No. 66 Daily	5.30		47	Ar	906		9.45	No. 65 Daily		
		7.50		252	Ar	1895		7.40			
	12.45	12.25	12.35	1568	Lv	1069	9.38	1.20	2.00	1.30	
	N.	N.	N.	1572	Lv	974		O	O		
	f 1.40	N.	N.	1592	Lv	641		B	O	M.	
	f 1.52	N.	N.	1595	Lv	593		B	O	M.	
	f 2.30	N.	N.	1604	Lv	459		B	O	M.	
	Spokane 19 Daily	2.45	Via	1610	Ar	296		Via	Via	12.20	
		7.50	Via	185	Ar	1895				7.40	
	9.30	9.30			Lv	1895				7.00	
	2.20	Cut-off f 1.30	Cut-off f 1.38	1610	Lv	296		Cut-off	Cut-off	1.50	
	M.	N.	N.	1613	Lv	577		12.18	B.	▲	
	M.	N.	N.	1620	Lv	252		O	O	H	
	M.	N.	N.	1635	Lv	239		O	O	H	
	3.29	2.20	2.25	1646	Lv	225		11.30	12.19	12.39	
	M.	N.	N.	1654	Lv	217		O	O	H	
	M.	N.	N.	1674	Lv	174		O	O	H	
	M.	N.	N.	1680	Lv	170		O	O	H	
	M.	N.	N.	1687	Lv	159		O	O	H	
	4.50	3.50	3.45	1709	Ar	99	7.20	10.20	11.15	11.25	
	5.00	4.00	3.50	1700	Lv	99	7.20	10.15	11.10	11.20	
	M.	N.	N.	1715	Lv	99		O	O	H	
	5.40	4.40	4.27	1721	Lv	103	f 6.50	9.40	10.38	10.48	
	M.	N.	N.	1734	Lv	97		O	O	H	
	M.	N.	N.	1741	Lv	101		O	O	H	
	M.	N.	N.	1745	Lv	51		f 9.04	O	H	
	M.	N.	N.	1754	Lv	42		O	O	H	
	M.	N.	N.	1757	Lv	43		O	O	H	
	M.	N.	N.	1761	Lv	43		O	O	H	
	M.	N.	N.	1768	Lv	51		f 8.36	O	H	
	7.30	6.30	6.15	1784	Ar	29	5.30	8.10	9.10	9.20	

## Between Portland, Tacoma and Seattle

All tickets over these lines are interchangeable and will be good on any train.

GN Daily	GN 459 Daily	NP 407 Daily	UP 457 Daily	Miles	Table No. 20 (Continued Pacific Time)		Elevation	GN 460 Daily	NP 408 Daily	UP 458 Daily	GN 402 Daily
11 30	4.00	12.01	8.30	0.0	Lv	Portland	Ore.	29	2.20	4.35	8.50
12.05	4.25	12.25	8.58	8.7	Lv	Vancouver	Wash.	47	1.45	4.06	8.22
12.26			f 9.16	23.0	Lv	Ridgefield	Wash.	39	1.22		5.31
12.38			9.26	28.4	Lv	Woodland	Wash.	32	1.12		5.16
12.57			9.39	37.5	Lv	Kalama	Wash.	21	12.56		4.55
1.30	5.13	1.11	9.58	47.7	Lv	Kelso-Longview	Wash.	29	12.36	3.17	7.29
1.48			10.13	52.6	Lv	Castle Rock	Wash.	59	12.17		4.05
f 2.02			10.30	67.2	Lv	Vader	Wash.	142	11.59		3.47
2.15	U		10.42	73.7	Lv	Winlock	Wash.	306	11.49	A.	3.36
f 2.29			10.52	80.0	Lv	Napavine	Wash.	441	11.39		3.25
2.45	6.06	D.	11.08	87.1	Lv	Chehalis	Wash.	189	11.26	X	6.35
2.55	6.16	2.10	11.15	90.8	Lv	Centralia	Wash.	188	11.15	2.17	6.26
3.10	6.21	2.10	11.20	90.8	Ar	Centralia 21	Wash.	188	11.10	2.17	6.21
f 3.20			f 11.31	98.1	Lv	Bucoda	Wash.	255	10.58		f 2.23
3.32			11.41	101.8	Lv	Tenino	Wash.	288			2.15
			11.53	109.8	Ar	East Olympia 22	Wash.	219		1.47	5.55
			12.25	8.1	Ar	Olympia	Wash.	13		1.12	5.25
			11.20	8.1	Lv	Olympia	Wash.	13		2.15	6.25
			11.53	109.8	Lv	East Olympia	Wash.	219		1.47	5.55
f 4.10	f 6.58		w 120.3		Lv	Nisqually	Wash.	85	f 10.18		f 1.38
4.25			12.23	129.1	Lv	Stellacoom	Wash.	15	10.07		
5.00	7.40	3.25	12.50	144.7	Ar	Tacoma	Wash.	13	9.40	12.57	5.05
5.20	7.50	3.29	1.00	144.7	Lv	Tacoma 22	Wash.	13	9.30	12.53	4.55
5.40	①	①	①		Lv	Puyallup	Wash.	50	①	①	12.20
			152.6		Lv	North Puyallup	Wash.	66	①	①	K.
5.48	①	P.	154.4		Lv	Sumner	Wash.	72	①	①	K.
6.01	①	P.	161.5		Lv	Auburn	Wash.	73	8.57	①	K.
6.13	①		166.5		Lv	Kent	Wash.	43	①	①	K.
			183.4	Ar	Lv	Seattle 22 (Union Depot)	Wash.	15		3.50	
6.45	9.00	4.35	183.4	Ar	Lv	Seattle (King St. Sta.)	Wash.	15	8.20	12.01	11.30

## Portland—Chehalis—Centralia—Hoquiam

459-Motor Bus Daily	457-Motor Bus Daily	401-Motor Bus Daily	Mls.	Table No. 21 (Pacific Time)		Motor Bus -460 Daily	Motor Bus -408 Daily	Motor Bus -402 Daily		
4.00	8.30	11.30	0	Lv	Portland	Ore.	Ar	2.20	4.35	6.45
▲ 8.30	▲ 1.30	▲ 9.30	0	Lv	Chehalis	Wash.	Ar	▲ 9.00	▲ 1.00	▲ 8.00
8.45	1.45	9.45	9	Lv	Centralia	Wash.	Ar	8.45	12.45	7.45
			16	Lv	Galvin	Wash.	Ar			
			37	Lv	Helsing Jct.	Wash.	Ar			
			18	Lv	Independence	Wash.	Ar			
			35	Lv	Saginaw	Wash.	Ar			
			49	Ar	South Elma	Wash.	Ar			
			56	Ar	Montesano	Wash.	Ar	7.35	11.35	6.35
			59	Ar	Melbourne	Wash.	Ar			
			63	Ar	Cosmopolis	Wash.	Ar	7.15	11.15	6.15
			63	Ar	Aberdeen	Wash.	Ar	▲ 7.00	▲ 11.00	▲ 6.00
				Lv	Hoquiam	Wash.	Ar			

## Portland—Seattle—Tacoma—Olympia

407-Bus	457-Bus	Table No. 22 (Pacific Time)		Bus-457	Bus-408	
▲ 12.01	▲ 8.30	Lv	Portland	Ar	▲ 8.50	▲ 4.35
2.35	11.53	Ar	East Olympia	Lv	5.55	1.47
▲ 2.37	▲ 12.01	Lv	East Olympia	Ar	▲ 5.50	▲ 1.45
▲ 3.05	▲ 12.25	Lv	Olympia	Ar	▲ 5.25	▲ 1.12

422 NP	408-Bus	458-Bus	Table No. 22 (Pacific Time)		Bus-457	423 NP	
▲ 7.45	▲ 12.01	▲ 3.50	Lv	Seattle	Ar	▲ 2.15	▲ 8.20
9.25	12.57	5.05	Lv	Tacoma	Ar	12.50	6.42
	1.47	5.55	Lv	East Olympia	Ar	11.53	
	▲ 1.50	▲ 6.00	Lv	East Olympia	Ar	▲ 11.45	
	▲ 2.15	▲ 6.25	Lv	Olympia	Ar	▲ 11.20	▲ 5.13







## Between Denver, Cheyenne and Salt Lake City

WESTBOUND—Read Down							MILE	Table No. <b>30</b> The Overland Route (Mountain Time)	EASTBOUND—Read Up						
	54 Daily	57 Daily	Portl'd Rose 17 Daily	Pony Express 37 Daily	City of St. Louis 9-3 Daily			Eleva- tion	City of St. Louis 4-10 Daily	Pony Express 38 Daily	Portl'd Rose 18 Daily	22-52 Daily	Mixed 334 Daily	53 Daily	
	4.30	7.00	5.05	5.20	7.55	0	Lv Denver 17, 18, 24	Ar 5188	7.45	7.45	8.10	10.45	11.50	9.30	
	f 7.18	f 7.18				14	" Henderson	Lv 5036				10.11	Via		
	M. 7.30	M. 7.30				19	" Brighton 17	" 4979				10.05	Via		
	f 7.39	f 7.39				26	" Lupton	" 4906				9.56	See		
	f 7.52	f 7.52				35	" Platteville	" 4817				9.44	Table		
	f 7.59	f 7.59				40	" Gilcrest	" 4752				9.38	18		
	5.25	8.10	5.52	6.07	H.	46	" La Salle 17, 18	" 4681				9.30	9.45	7.55	
	Ar	f 8.15				48	" Evans	" 4649				f 9.23	v		
	Runs to Omaha	f 8.37	6.02	6.17	8.56	56	" Greeley 17	" 4648	6.37	6.10	6.39	9.18	9.05		
	See Table 17	f 8.43				56	" Lucerne	" 4747				f 9.10	v		
		f 8.48				59	" Eaton	" 4831				9.05	8.32		
		f 8.54				63	" Ault	" 4935				8.59	8.25		
		f 9.00				67	" Pierce	" 5032				f 8.53	v		
		f 9.06				72	" Nunn	" 5185				f 8.48	v		
		f 9.23				86	" Carr	Lv 5702				8.29	7.47		
		f 9.43				98	" Speer	Wyo. 6361				f 8.12	f 7.19		
		10.05				106	" Cheyenne 1, 2	Lv 6060	5.35			8.00	7.00		
						106	" Cheyenne	Ar 6060	5.00			7.30			
						115	" Borie	Lv 6562							
			8.40	8.55	12.15	182	" Laramie	Lv 7151	3.35	4.00	4.35	6.00			
			8.50	9.05	12.25	182	" Laramie (Snowy Range to west)	Ar 7151	3.27	3.50	4.25	5.50			
						202	" Rock River (Oil fields 12 mi. sou)	Lv 6910			w	w			
						219	" Medicine Bow	" 6564			w	w			
						239	" Hanna (Coal Mines)	" 6775			w	w			
						279	" Rawlins (State Penitentiary)	" 6747	1.15	1.38	2.11	3.20			
			11.30	11.45	2.45	279	" Rock Springs (Coal Mines)	" 6263	10.49	11.13	11.48	12.45			
			2.00	2.12	4.57	398	" Green River (Picturesque Cliffs)	Lv 6083	10.30	10.55	11.30	12.25			
			2.25	2.35	5.25	413	" Green River	Ar 6083	10.10	10.45		11.45			
						513	" Evanston	Lv 6745	8.13	8.48		9.20			
						589	" Ogden	Lv 4298	6.20	6.50		7.15			
							See Note ♦								
							See Note ♦								
						589	" Ogden	Ar 4298	5.55	6.15		6.15			
						625	" Salt Lake City	Lv 4251	5.00	5.20		5.20			
							See Note ⊕								

Distance between Denver and Salt Lake City via Borie is 613 miles; via Cheyenne is 625 miles.

## Between Ogden and Salt Lake City

Table No. <b>31</b> (Mountain Time)														
	3 Daily	34 Daily	48 Daily	32 Daily	37 Daily	30 Daily	Mile		4 Daily	47 Daily	38 Daily	31 Daily	29 Daily	33 Daily
	10.10	9.15	6.55	f 8.25	7.15	7.00	0	Lv Ogden 1, 2, 36	Ar 5.55	8.00	6.15	7.10	9.05	12.55
				f 8.43			6	" Roy	Lv			f 6.55		x
				f 8.50			10	" Clearfield	"			f 6.48	8.37	x
				f 8.58			15	" Layton	"			f 6.41		x
				f 9.03			17	" Kaysville	"	f 7.35		f 6.34		x
				9.10			21	" Farmington	"			f 6.26		x
							26	" Centerville	"					x
				f 9.53	f 7.38		28	" Woods Cross	"	f 7.26		f 6.17	f 8.16	x
				f 9.57			31	" North Salt Lake	"	f 7.14		f 6.12		x
	11.00	10.15	8.00	9.45	8.10	8.00	36	" Salt Lake 1, 2	Lv 5.00	7.00	5.20	6.00	8.00	11.55

### Ogden — Echo — Coalville — Park City

Table No. <b>32</b> (Mountain Time)				
Mixed 226	Mis.			Mixed 225
† 7.00	0	Lv Ogden	Utah	Ar † 6.00
8.30	40	Ar Echo	"	Lv † 3.40
9.00	40	Lv Echo	"	Ar 3.10
9.30	45	" Coalville	"	Lv 2.45
f 10.05	53	" Wanship	"	Ar † 2.10
† 11.15	68	Ar Park City	"	Lv † 1.00

### Laramie — Coalmont

Via L. N. P. & W. R. R. Co.

Table No. <b>33</b> (Mountain Time)			
	1	2	
	8.00	Lv Laramie	Ar 2.05
	9.00	" Millbrook	Lv 1.10
	9.50	" Centennial	" 12.30
	10.40	" Albany	" 11.40
	12.10	" Fox Park	" 10.30
	1.52	" Northgate	" 7.45
	2.33	" Walden	" 7.15
	3.43	Ar Coalmont	Lv 6.00

### Saratoga & Encampment Valley R. R. Co.

Table No. <b>34</b> (Mountain Time)				
Mixed 201	Mis.			Mixed 202
1115	0	Lv Walcott 1, 2	Wyo.	Ar 1030
f 11.35	7	" Meads	"	Lv f 10.10
f 11.55	12	" Overland	"	" f 9.53
f 12.20	21	" Fish Hatchery	"	" f 9.28
12.25	24	" Saratoga	"	" f 9.16
f 1.00	28	" Dahlstrom	"	" f 9.00
f 1.06	30	" Davis	"	" f 8.52
f 1.12	32	" Days	"	" f 8.46
f 1.40	40	" Canyon	"	" f 8.17
2.00	44	Ar Encampment	"	Lv 2.00

### Footnotes for Pages 32 and 33

NOTE ⊖ — See table 20 for detail schedules to Pacific Northwest.

NOTE ♦ — See table 14 for detail schedules to San Francisco.

NOTE ⊕ — See table 3 for detail schedules to Los Angeles.

◇ Via Borie cut-off; not via Cheyenne.

\* Daily. † Daily except Sunday.

(f) Stops on signal.

▲ Monday, Wednesday and Friday only.

○ Tuesday, Thursday and Saturday only.

■ Local freight; limited space, no baggage; caboose for passengers.

• Local freight; combination coach with limited space for passengers.

‡ Saturday only. § Sunday only.

□ Mixed train.

○ Mountain Time on the main line but trains to or from Oakley on the Colby branch line use Central Time.

▲ Stops to take paying passengers for Denver and beyond.

■ Stops to let off paying passengers from Denver and beyond.

◆ Stops to let off paying passengers from Kansas City and beyond, and from Topeka; also to take for Denver and beyond.

◆ Stops to take on or let off paying passengers.

◆ Stops to take on or let off paying passengers.

◆ Stops to take on or let off paying passengers.

H Will stop to take or let off paying passengers holding coach or sleeping car reservations.

K Stops to let off paying passengers from Denver and beyond; also to take for Topeka, and for Kansas City and beyond.

L Stops to let off paying passengers from west of Ogden or from Pocatello.

M Stops to take on paying passengers for east of La Salle.

R Stops to let off paying passengers from north of Pocatello.

S Stops to take paying passengers for Cheyenne and beyond.

T Stops to let off paying passengers from Denver and beyond; also to take for Salina and east thereof where train stops.

V Stops to let off paying passengers from Cheyenne and beyond.

W Conditional stop; see tables 1 and 2.

X Stops to take on paying passengers for beyond Pocatello.



# Between Salt Lake City, Ogden, Pocatello, West Yellowstone and Butte

**WESTBOUND—Read Down**

## Table No. 36 The Overland Route

For other trains between Salt Lake and Ogden see Table No. 19.  
(Mountain Time)

**EASTBOUND—Read Up**

## Cache Junction — Logan — Preston

Yellowstone Special 29-35 Daily	Idahoan 31 Daily	North-west Special 33 Daily	Butte Special 29 Daily	MILES
8.00	6.00	11.55	8.00	0
9.05	7.10	12.55	9.05	36
9.35	7.35	1.25	9.35	0
		f 1.42		5
		f 1.48		9
10.15	8.08		10.15	14
	f 8.23	f 2.12		21
	f 8.27	f 2.19		30
	f 8.34	f 2.25		36
				40
11.10	9.05	2.50	11.10	45
f 11.20	f 9.10	f 3.01	f 11.20	49
	9.16	3.07		57
		f 3.09		61
		f 3.13		65
f 11.40	f 9.30	f 3.21	f 11.40	71
		f 3.26		75
		f 3.34		81
		f 3.38		84
12.10	10.05	3.51	12.10	95
		f 4.02		100
f 12.21		f 4.10	f 12.21	105
12.35	10.35	4.30	12.35	111
f 12.48	f 10.48	f 4.43	f 12.48	111
1.10	11.10	5.05	1.10	134
		f 5.40		134
1.55		f 5.54		140
		f 6.02		146
		f 6.08		151
2.30		6.28		158
		6.42		169
f 2.50		f 6.52		176
3.15		7.25		185
3.25				0
4.27				37
5.00				51
7.30				107

Station	Utah	Idaho	Mont.	Elevation
<b>Salt Lake City 1, 2, 3, 20, 31, 38</b> ...	Utah			Ar 4251
<b>Ogden 1, 2, 3, 4, 31, 38</b> ...	Utah			Ar 4298
<b>Ogden (Ogden Canyon)</b> ...	Utah			Ar 4298
Harrisville ...	Utah			Ar 4289
Hot Springs (Mineral Springs) ...	Utah			Ar 4274
Willard (Great Salt Lake to west) ...	Utah			Ar 4265
Brigham 38. Wasatch Mts. to east ...	Utah			Ar 4306
Honeyville ...	Utah			Ar 4266
Dewey (Bear River) ...	Utah			Ar 4324
Collinston (Bear River Canyon) ...	Utah			Ar 4416
Wheeler ...	Utah			Ar 4445
Cache Junction 37 ...	Utah			Ar 4461
Trenton ...	Utah			Ar 4481
Cornish ...	Utah			Ar 4522
Utida (Utah-Idaho boundary) ...	Utah			Ar 4605
Weston. Idaho ...	Idaho			Ar 4746
Dayton (Battle Creek Butte to east) ...	Idaho			Ar 4747
Clifton ...	Idaho			Ar 4748
Oxford ...	Idaho			Ar 4779
Swan Lake (Red Rock Pass) ...	Idaho			Ar 4854
Downey (Oxford Peak to east) ...	Idaho			Ar 4795
Virginia ...	Idaho			Ar 4735
Arimo ...	Idaho			Lv 4751
McCammon 20 (Columnar basalt) ...	Idaho			Lv 4751
McCammon ...	Idaho			Lv 4825
Inoket ...	Idaho			Lv 4463
<b>Pocatello 20 (Portneuf River)</b> ...	Idaho			Ar 4463
Pocatello. Ft. Hall Indian Reservations-Bannocks and Shoshones ...	Idaho			Lv 4459
Fort Hall ...	Idaho			Lv 4447
Gibson ...	Idaho			Ar 4466
Blackfoot 56 ...	Idaho			Ar 4500
Firth (Snake River) ...	Idaho			Ar 4568
Shelley (3 Buttes west, Caribou Pk. north) ...	Idaho			Ar 4627
<b>Idaho Falls 39, 40, 57, 58</b> ...	Idaho			Lv 4708
<b>Idaho Falls</b> ...	Idaho			Ar 4708
St. Anthony 57, 58 (Snake River) ...	Idaho			Ar 4971
Ashton 39, 40 (Grand Teton Nat Park) ...	Idaho			Ar 5255
Ar. W. Yellowstone 39 (West Entrance to See Table No. 39) Yellowstone Park ...	Mont.			Lv 6655
<b>Idaho Falls (Falls in Snake River)</b> ...	Idaho			Ar 4708
Payne ...	Idaho			Lv 4745
Bassett ...	Idaho			Ar 4770
Roberts ...	Idaho			Ar 4775
Hamer ...	Idaho			Ar 4802
Camas ...	Idaho			Ar 4816
Jones ...	Idaho			Ar 4899
Dubois ...	Idaho			Ar 5149
High Bridge ...	Idaho			Ar 5547
Spencer (Beaver Canyon) ...	Idaho			Ar 5883
Humphrey ...	Idaho			Ar 6512
Monida (Idaho-Mont. boundary) ...	Mont.			Ar 6798
Snowline ...	Mont.			Ar 6564
Lima ...	Idaho			Lv 6258
Lima ...	Idaho			Ar 6258
Dell ...	Idaho			Lv 6014
Kidd ...	Idaho			Ar 5819
Red Rock ...	Idaho			Ar 5595
Armstead (To Salmon City) ...	Idaho			Ar 5495
Grayling ...	Idaho			Ar 5388
Barratts ...	Idaho			Ar 5258
Dillon (State Normal College) ...	Idaho			Ar 5096
Bond ...	Idaho			Ar 5164
Apex ...	Idaho			Ar 5427
Glen ...	Idaho			Ar 5000
Lavon ...	Idaho			Ar 5050
Melrose. Phosphate Beds Fossil remains South ...	Idaho			Ar 5183
Quinn ...	Idaho			Ar 5294
Divide ...	Idaho			Ar 5397
Woodin ...	Idaho			Ar 5575
Peely ...	Idaho			Ar 5814
Buxton ...	Idaho			Ar 5519
Silver Bow ...	Idaho			Ar 5338
<b>Butte (Largest mining camp on earth)</b> ...	Idaho			Lv 5490

Station	Utah	Idaho	Yellowstone Special 36-30	Elevation
<b>Salt Lake City 1, 2, 3, 20, 31, 38</b> ...	Utah			Ar 4251
<b>Ogden 1, 2, 3, 4, 31, 38</b> ...	Utah			Ar 4298
<b>Ogden (Ogden Canyon)</b> ...	Utah			Ar 4298
Harrisville ...	Utah			Ar 4289
Hot Springs (Mineral Springs) ...	Utah			Ar 4274
Willard (Great Salt Lake to west) ...	Utah			Ar 4265
Brigham 38. Wasatch Mts. to east ...	Utah			Ar 4306
Honeyville ...	Utah			Ar 4266
Dewey (Bear River) ...	Utah			Ar 4324
Collinston (Bear River Canyon) ...	Utah			Ar 4416
Wheeler ...	Utah			Ar 4445
Cache Junction 37 ...	Utah			Ar 4461
Trenton ...	Utah			Ar 4481
Cornish ...	Utah			Ar 4522
Utida (Utah-Idaho boundary) ...	Utah			Ar 4605
Weston. Idaho ...	Idaho			Ar 4746
Dayton (Battle Creek Butte to east) ...	Idaho			Ar 4747
Clifton ...	Idaho			Ar 4748
Oxford ...	Idaho			Ar 4779
Swan Lake (Red Rock Pass) ...	Idaho			Ar 4854
Downey (Oxford Peak to east) ...	Idaho			Ar 4795
Virginia ...	Idaho			Ar 4735
Arimo ...	Idaho			Lv 4751
McCammon 20 (Columnar basalt) ...	Idaho			Lv 4751
McCammon ...	Idaho			Lv 4825
Inoket ...	Idaho			Lv 4463
<b>Pocatello 20 (Portneuf River)</b> ...	Idaho			Ar 4463
Pocatello. Ft. Hall Indian Reservations-Bannocks and Shoshones ...	Idaho			Lv 4459
Fort Hall ...	Idaho			Lv 4447
Gibson ...	Idaho			Ar 4466
Blackfoot 56 ...	Idaho			Ar 4500
Firth (Snake River) ...	Idaho			Ar 4568
Shelley (3 Buttes west, Caribou Pk. north) ...	Idaho			Ar 4627
<b>Idaho Falls 39, 40, 57, 58</b> ...	Idaho			Lv 4708
<b>Idaho Falls</b> ...	Idaho			Ar 4708
St. Anthony 57, 58 (Snake River) ...	Idaho			Ar 4971
Ashton 39, 40 (Grand Teton Nat Park) ...	Idaho			Ar 5255
Ar. W. Yellowstone 39 (West Entrance to See Table No. 39) Yellowstone Park ...	Mont.			Lv 6655
<b>Idaho Falls (Falls in Snake River)</b> ...	Idaho			Ar 4708
Payne ...	Idaho			Lv 4745
Bassett ...	Idaho			Ar 4770
Roberts ...	Idaho			Ar 4775
Hamer ...	Idaho			Ar 4802
Camas ...	Idaho			Ar 4816
Jones ...	Idaho			Ar 4899
Dubois ...	Idaho			Ar 5149
High Bridge ...	Idaho			Ar 5547
Spencer (Beaver Canyon) ...	Idaho			Ar 5883
Humphrey ...	Idaho			Ar 6512
Monida (Idaho-Mont. boundary) ...	Mont.			Ar 6798
Snowline ...	Mont.			Ar 6564
Lima ...	Idaho			Lv 6258
Lima ...	Idaho			Ar 6258
Dell ...	Idaho			Lv 6014
Kidd ...	Idaho			Ar 5819
Red Rock ...	Idaho			Ar 5595
Armstead (To Salmon City) ...	Idaho			Ar 5495
Grayling ...	Idaho			Ar 5388
Barratts ...	Idaho			Ar 5258
Dillon (State Normal College) ...	Idaho			Ar 5096
Bond ...	Idaho			Ar 5164
Apex ...	Idaho			Ar 5427
Glen ...	Idaho			Ar 5000
Lavon ...	Idaho			Ar 5050
Melrose. Phosphate Beds Fossil remains South ...	Idaho			Ar 5183
Quinn ...	Idaho			Ar 5294
Divide ...	Idaho			Ar 5397
Woodin ...	Idaho			Ar 5575
Peely ...	Idaho			Ar 5814
Buxton ...	Idaho			Ar 5519
Silver Bow ...	Idaho			Ar 5338
<b>Butte (Largest mining camp on earth)</b> ...	Idaho			Lv 5490

33-Mixed 303	Mls.	Table No. 37 (Mountain Time)	Mixed 304 -34
11.55	0	<b>Salt Lake City</b> ...	10.15
12.55	36	<b>Ogden</b> ...	8.55
5.00	85	<b>Cache Jet</b> ...	3.10
5.25	93	Mendon ...	2.40
5.45	99	Wellsville ...	2.20
6.30	139	Hyrum ...	2.00
6.57	117	Logan ...	1.25
7.20	122	Smithfield ...	1.00
7.29	126	Richmond ...	12.45
8.00	129	Webster ...	12.35
9.00	136	Franklin ...	12.25
		<b>Preston</b> ...	12.10

## Ogden - Brigham - Malad

47-559 Daily	Mls.	Table No. 38 (Mountain Time)	560-48 Daily
7.00	0	<b>Salt Lake City</b> ...	8.00
8.15	36	<b>Ogden 1, 2, 31, 36, 39, 40</b> ...	5.45
8.30	41	Harrisville ...	5.30
8.36	45	Hot Springs ...	5.24
8.41	50	Willard ...	5.17
9.10	57	<b>Brigham 36</b> ...	4.55
9.20	63	Corinne ...	4.41
9.32	71	Cropley ...	4.27
9.43	75	Tremonton ...	4.19
9.48	77	Garland ...	4.13
9.59	80	Belmont ...	4.06
10.03	82	Fielding ...	4.03
10.28	94	Portage ...	3.40
10.42	102	Cherry Creek ...	3.27
11.00	109	<b>Malad</b> ...	3.15

(Summer Season)

## Salt Lake-Idaho Falls-W. Yellowstone

29-35 Daily	Mls.	Table No. 39 (Mountain Time)	36-30 Daily
8.00	0	<b>Salt Lake City</b> ...	8.00
9.35	36	<b>Ogden</b> ...	6.35
1.55	170	<b>Pocatello</b> ...	1.40
3.15	221	<b>Idaho Falls</b> ...	12.05
3.25	0	<b>Idaho Falls 36</b> ...	11.50
f 3.38	8	Ucon ...	f 11.33
3.48	14	Rigby ...	" 11.23
f 3.54	18	Lorenzo ...	f 11.13
f 3.53	21	Thornton ...	f 11.09
f 4.08	26	Rexburg ...	f 11.01
f 4.15	30	Sugar City ...	f 10.50
f 4.27	37	St. Anthony ...	f 10.39
5.00	51	<b>Ashton 36, 40</b> ...	Lv 10.15
5.00	61	<b>Ashton</b> ...	Ar 10.15
f 5.17	58	Warm River ...	f 9.42
6.21	86	Trude ...	Ar 8.34
6.36	91	Big Springs ...	Ar 8.20
7.30	107	<b>W. Yellowstone</b> ...	Lv 7.30

## Salt Lake-Idaho Falls-Ashton-Victor

33-45 Daily	29-35
-------------	-------



## Union Pacific Branch Lines

### Omaha—North Platte—So. Torrington

Mixed	Motor	Mls.	Table No.	Mixed	Mixed
97	93		<b>42</b>	94	98
*10.00	*10.00	...	Lv Omaha Neb. Ar	* 6.30	* 6.30
<i>Mountain Time</i>					
* 6.50	* 6.25	0	Lv No. Platte	* 7.35	* 4.50
f 7.30	f 6.55	0	Lv O'Fallons	f 7.00	f 4.20
f 7.56	f 7.15	13	Lv Sarben	f 6.29	f 3.30
f 8.35	f 8.40	28	Lv Keystone	f 6.07	f 2.55
f 8.50	f 7.50	35	Lv Martin	f 5.55	f 2.30
f 9.05	f 8.00	41	Lv Lemoyne	f 5.45	f 2.15
10.00	8.32	59	Lv Lowellen	5.15	1.40
f10.08	f 8.38	63	Lv Luth'rv'le	f 5.06	f 1.20
10.50	8.54	71	Lv Oshkosh	4.52	f 1.05
11.35	9.19	86	Lv Lisco	4.24	f12.25
12.15	9.43	100	Lv Broadwater	4.01	f11.40
f 1.15	10.11	114	Lv Northport	3.36	f11.12
f 1.40	10.40	127	Lv So. Bayard	3.10	f10.28
Mixed	1.50	100	Lv McGrew	2.59	f10.40
Daily	* 2.04	11.00	Lv Melbeta	2.50	f10.18
	* 2.20	11.15	Lv Gering	2.30	*10.01
		11.40	Lv Gering	2.20	10.30
		11.49	Lv Haig	2.01	10.14
		11.55	Lv So. Mitchell	1.52	10.08
		12.06	Lv So. Morrill	1.39	9.56
		12.15	Lv Lyman Neb.	1.29	9.45
		12.25	Lv Huntley Wyo.	1.18	9.13
		12.40	Lv Yoder	* 1.05	9.00
12.50		182	Lv Yoder Wyo. Ar		8.50
f 1.01		188	Lv Veteran		8.37
f1.16		196	Lv Cottier		f8.19
*1.30		231	Lv So. Torrington		*8.10
			Lv Yoder Wyo. Ar	*11.45	
			Lv Goodland	f11.37	
			Lv Creighton	f11.25	
			Lv Hawk Sprgs.	11.20	
			Lv Duroc	f11.07	
			Lv Lagrange	10.51	
			Lv Tremain	f10.25	
			Lv Albin	10.00	
			Lv Lindbergh	9.45	
			Lv Egbert	9.20	
			Lv Chayenne	* 8.15	
			Lv Denver Colo. Lv		

### Omaha — Kearney — Stapleton

Mixed	Motor	Motor	Mls.	Table No.	Motor	Mixed
95	519	517		<b>43</b>	518	96
*10.00	*9.10	*1000	...	Lv Omaha	* 5.40	* 6.30
E 4.50	14.05	\$5.00	0	Lv Kearney 1, 2	f11.59	K 9.20
5.09	4.22	5.17	10	Lv Riverdale	f11.35	8.22
5.30	4.33	5.28	17	Lv Amherst	11.23	8.00
5.56	4.50	5.45	26	Lv Miller	11.05	7.33
6.10	5.02	5.57	33	Lv Sumner	10.53	7.15
6.32	5.14	6.09	40	Lv Eddyville	10.40	6.59
f6.42	f5.22	f6.18	46	Lv Lomax	f10.28	f 6.40
7.03	5.34	6.30	52	Lv Oconto	10.19	6.28
f7.17	f5.47	f6.46	59	Lv Lodi	f10.03	f 6.14
8.20	6.00	6.57	66	Lv Callaway	9.52	6.00
8.40	f6.12	f7.08	73	Lv Milldale	f 9.36	f 5.06
f8.45	f6.17	f7.12	76	Lv Finchville	f 9.31	f 5.00
9.20	6.30	7.24	83	Lv Arnold	9.20	4.45
9.45	f6.45	f7.35	91	Lv Logan	9.07	4.26
f10.00	f6.55	f7.42	95	Lv Hoagland	f 9.00	f 4.18
f10.20	7.04	7.49	99	Lv Gandy	8.50	f 4.08
E10.45	7.15	8.00	102	Lv Stapleton Neb. Lv	8.45	K 4.00

### Grand Island — Stromsburg — Lincoln

Mixed	Motor	Mls.	Table No.	Motor	Mixed
76	548		<b>44</b>	547	75
			Lv Gr. Island	7.30	
H 7.05	6.40	22	Lv Central City	f 6.55	E 9.20
f 7.10	f 6.45	24	Lv Heber	f 6.42	f 9.10
7.30	6.54	29	Lv Hordville	6.33	8.55
7.50	7.05	35	Lv Polk	6.21	8.35
8.40	7.25	45	Lv Stromsburg	6.03	8.00
8.55	7.34	50	Lv Osceola	5.51	7.34
9.20	7.50	58	Lv Shelby	5.36	7.05
9.40	8.04	65	Lv Rising City	5.23	6.45
10.25	8.25	75	Lv David City	5.05	6.10
10.50	8.42	84	Lv Brainard	4.46	5.40
H 1135	9.10	98	Lv Valparaiso	4.15	E 5.00
	9.15	98	Lv Valparaiso	4.05	
	f 9.22	103	Lv Agnew	f 3.58	
	f 9.30	108	Lv Raymond	f 3.50	
	9.55	120	Lv Lincoln	3.35	

### Omaha — Columbus — Norfolk

Motor	Mixed	Mls.	Table No.	Mixed	Motor
Bus	321		<b>45</b>	312	Bus
	*10.00	...	Lv Omaha	* 6.30	...
*8.50	* 1.40	0	Lv Columbus	11.30	*9.05
	f 2.00	9	Lv Ocoee	f11.05	
9.05	f 2.30	15	Lv Platte Center	10.50	8.45
9.20	f 2.45	20	Lv Tarnov	f10.25	8.35
9.30	f 3.17	26	Lv Humphrey	10.10	8.25
9.50	f 3.55	35	Lv Madison	9.32	8.05
10.05	f 4.10	41	Lv Enola	8.57	7.50
10.25	* 5.00	50	Lv Norfolk	* 8.30	*7.30

### Omaha — Columbus — Spalding

Mixed	Mixed	Mls.	Table No.	Motor	Mixed
521	79		<b>46</b>	522	80
*1000	* 9.10	...	Lv Omaha	* 5.40	*1.40
*4.00	f11.40	0	Lv Columbus	f10.00	*6.05
4.20	12.02	9	Lv Ocoee	9.41	5.38
4.32		14	Lv Monroe	9.32	5.27
4.57	12.32	21	Lv Genoa	9.16	5.08
5.40	1.08	34	Lv Fullerton	8.52	4.32
6.10	1.33	44	Lv Belgrade	8.33	4.07
6.45	1.53	51	Lv Cedar Rapids	8.18	3.47
7.01	2.13	57	Lv Primrose	8.02	3.27
*7.25	2.40	65	Lv Spalding	7.50	*3.00

### Omaha — Grand Island — Loup City — Pleasanton

Mixed	Mls.	Table No.	Mixed
83-287		<b>47</b>	288-84
*10.00	...	Lv Omaha	* 1.40
† 7.30	0	Lv Grand Island	† 5.15
H 8.50	22	Lv St. Paul	H 4.05
9.10	30	Lv Dannebrog	Lv 3.50
9.40	41	Lv Boelus	Lv 3.16
H 9.45	0	Lv Boelus	H 12.07
f10.15	12	Lv So. Ravenna	f12.08
10.25	16	Lv Poole	12.01
H10.45	22	Lv Pleasanton	H11.45
H12.40	41	Lv Boelus	H 3.16
12.55	48	Lv Rockville	Lv 3.00
H 1.30	61	Lv Loup City	Lv 2.30

### Omaha — Columbus — Albion

Mixed	Mls.	Table No.	Mixed
81		<b>48</b>	82
*10.00	...	Lv Omaha	* 5.40
† 6.50	0	Lv Columbus	† 3.20
7.08	9	Lv Ocoee	Lv 3.00
7.18	14	Lv Monroe	2.50
7.40	21	Lv Genoa	2.35
8.10	31	Lv St. Edward	1.55
8.25	37	Lv Boone	1.42
8.50	43	Lv Albion	† 1.30

### Omaha — Grand Island — Ord

Mixed	Mls.	Table No.	Mixed
83		<b>49</b>	84
*10.00	...	Lv Omaha	* 1.40
† 7.30	0	Lv Grand Island	† 5.15
7.48	11	Lv St. Libory	Lv 4.42
† 8.15	22	Lv St. Paul	† 4.20
E 8.40	31	Lv Elba	Lv 3.48
8.56	37	Lv Cotesfield	3.41
9.22	46	Lv Scotia	3.14
9.50	49	Lv North Loup	2.57
E10.30	61	Lv Ord	E 2.30

### Lawrence — Leavenworth

Mixed	Mls.	Table No.	Mixed
Fht. #172		<b>50</b>	Fht. #171
† 7.00	0	Lv Lawrence	†12.30
7.40	13	Lv Tonganoxie	Lv 11.55
f 8.20	29	Lv Lansing	f11.12
f 8.25	30	Lv Cochrane	f11.08
† 8.45	34	Lv Leavenworth	†11.00

### Kansas City — Topeka — Marysville

Mixed	Motor	Mls.	Table No.	Motor	Mixed
Fht. #187	537-Daily		<b>52</b>	538-Daily	Fht. #188
			Lv Kansas City Mo. Ar	6.00	
			Lv Bonner Springs	5.18	
			Lv Lawrence	4.43	
			Lv Topeka	4.00	E 945
H 4.00	10.00	68	Lv Menoken	3.40	9.30
4.20	10.10	73	Lv Grove	3.26	f9.15
f 4.45	f10.21	81	Lv Delia	3.14	8.52
5.30	10.33	89	Lv Emmett	3.04	8.35
6.15	10.44	95	Lv Aikens	2.55	f8.15
f 6.50	f10.54	101	Lv Onaga	2.40	7.50
8.15	11.09	110	Lv Duluth	f 2.28	f7.00
f 8.30	f11.17	114	Lv Lillis	2.15	6.40
f 9.10	f11.31	122	Lv Sullivan	f 2.06	f6.15
f 9.44	11.47	132	Lv Frankfort	2.00	5.53
f10.30	11.57	137	Lv Winifred	1.49	f5.00
f11.15			Lv Carden		f4.15
H12.01	12.30	148	Lv Marysville	1.30	E 4.00

### St. Joseph—Marysville—Grand Island

Motor	Mls.	Table No.	Motor
543-Daily		<b>53</b>	544-Daily
8.30	0	Lv St. Joseph	4.45
8.35	1	Lv Elwood	4.37
8.45	5	Lv Wathena	4.30
8.55	9	Lv Blair	4.23
9.05	14	Lv Troy	4.15
9.26	25	Lv Severence	3.44
9.35	29	Lv Leona	3.36
9.45	34	Lv Robinson	3.25
10.15	43	Lv Hiawatha	3.13
10.30	50	Lv Hamlin	2.53
10.40	54	Lv Morrill	2.47
11.00	61	Lv Sabetha	2.37
11.15	69	Lv Oneida	2.13
11.30	77	Lv Seneca	2.00
11.45	84	Lv Baileyville	1.45
11.55	89	Lv Axtell	1.36
f12.05	94	Lv Summit	f 1.26
12.17	99	Lv Beattie	1.16
12.30	105	Lv Home	1.05
f12.50	113	Lv Marysville	f12.50
1.05	113	Lv Marysville	Ar 12.20
1.20	118	Lv Herkimer	Lv 11.56
1.30	123	Lv Bremen	11.46
1.50	128	Lv Hanover	11.34
f 1.58	133	Lv Spence	f11.24
2.05	137	Lv Hollenberg	11.18
2.15	142	Lv Steele City	11.08
2.25	147	Lv Endicott	10.56
2.45	153	Lv Fairbury	10.45
3.00	161	Lv Powell	10.26
3.10	167	Lv Alexandria	10.17
3.25	177	Lv Belvidere	10.00
3.40	184	Lv Carleton	9.49
4.00	191	Lv Davenport	9.34
4.19	2		







## Union Pacific Branch Lines

### Portland and Spokane Short Line

66 Daily	20 Daily	Mls.	Table No. 74 (Pacific Time)	19 Daily	65 Daily
9.20	0	Lv	Portland Ore. Ar	7.30	
10.48	63	Ar	Hood River. " Lv	5.40	
11.25	84	"	The Dalles. " " Lv	5.00	
12.39	138	"	Arlington. " " Lv	3.29	
1.50	183	Ar	Umatilla. " Lv	2.20	
12.45	0	Lv	Pendleton. " Ar	1.30	
2.45	183	Ar	Umatilla. " Lv	12.20	
2.50	2.05	183	Lv Umatilla. " Ar	2.05	12.15
3.35	2.45	210	Ar Wallula Wash. Lv	1.20	11.30
3.55	3.05	210	Lv Wallula. " Ar	12.59	11.10
E. C.	213	"	Attalla. " " A.		
E. C.	233	"	Page. " " A.		
E. C.	250	"	Scott. " " A.		
E. C.	257	"	Ruxby. " " A.		
5.15	4.23	264	Ar Ayer. " Lv	11.48	10.00
5.15	4.23	264	Lv Ayer. " Ar	11.48	10.00
V. C.	286	Ar	Hooper Jet. " Lv	N. H.	
6.27	5.37	307	" Marengo. " " Lv	10.46	8.55
f 7.22	6.32	351	" Cheney. " " Lv	9.56	8.06
E. C.	358	"	Marshall. " " A.		
7.50	7.00	368	Ar Spokane Wash. Lv	9.30	7.40

### Portland — Lewiston — Stites — Grangeville

20-66-74 Daily	66-74 Daily	Mls.	Table No. 77 (Pacific Time)	343-323-73-65 Daily
9.20	0	Lv	Portland Ore. Ar	7.30
2.50	0	Lv	Umatilla. " Ar	2.20
3.35	27	Ar	Wallula Wash. Lv	11.30
3.55	27	Lv	Wallula Wash. Ar	11.10
5.15	81	Ar	Ayer. " Lv	10.00
5.35	81	Lv	Ayer. " Ar	9.10
6.10	98	Ar	Riparia. " Lv	8.35
No. 74			Camas Prairie R. R.	No. 73
6.15	0	Lv	Riparia 76. Wash. Ar	8.30
f 6.39	15	"	Central Ferry. " Ar	f 7.53
f 6.58	24	"	Penawawa. " " Ar	f 7.39
f 7.09	29	"	Swift. " " Ar	f 7.31
7.22	36	"	Almota. " " Ar	7.18
f 7.34	43	"	Wawawai. " " Ar	7.06
f 7.36	44	"	Crum. " " Ar	f 7.04
f 7.43	48	"	Truax. " " Ar	6.58
f 7.46	50	"	Bishop. " " Ar	6.55
f 7.53	55	"	Indian. " " Ar	6.47
f 8.04	62	"	Moses. " " Ar	6.37
f 8.11	66	"	Wilma. Wash. Ar	6.31
8.25	72	Ar	Lewiston. Ida. Lv	6.20
No. 324			Camas Prairie R. R.	No. 323
9.10	0	Lv	Lewiston 76. Ida. Ar	4.00
f 9.32	9	"	North Lapwai. " Ar	f 3.40
9.35	10	"	Spalding. " " Ar	3.35
9.45	14	"	Arow. " " Ar	3.25
10.13	27	"	Lenore. " " Ar	2.49
10.29	34	"	Peck. " " Ar	2.32
10.51	43	"	Orofino. " " Ar	2.12
11.14	51	"	Greer. " " Ar	1.47
f 11.35	58	"	Pardee. " " Ar	f 1.26
11.56	65	"	Kamiah. " " Ar	1.06
12.18	73	"	Kooskia. " " Ar	12.45
12.30	76	Ar	Stites. " Lv	12.34
No. 344			Camas Prairie R. R.	No. 343
9.00	72	Lv	Lewiston 76. " Ar	3.00
f 9.18	81	"	North Lapwai. " Ar	f 2.37
9.20	82	"	Spalding. " " Ar	2.34
9.26	86	"	Fort Lapwai. " " Ar	2.30
9.30	88	"	Sweetwater. " " Ar	2.25
f 9.39	92	"	Jacques. " " Ar	f 2.18
9.44	94	"	Caldesac. " " Ar	2.14
10.38	108	"	Ruebens. " " Ar	1.30
f 10.44	112	"	Craig Jet. " " Ar	f 1.24
10.51	117	"	Cralgmont. " " Ar	1.17
11.06	125	"	Ferdinand. " " Ar	1.02
11.21	133	"	Cottonwood. " " Ar	12.47
11.39	142	"	Fenn. " " Ar	12.27
11.58	149	Ar	Grangeville 76. Ida. Lv	12.08

### Spokane — Tekoa — Wallace

67 Daily	Mls.	Table No. 79 (Pacific Time)	.68 Daily
8.10	0	Lv Spokane 74. Wash. Ar	7.05
8.25	7	" Dishman. " " Ar	6.45
f 8.29	10	" Chester. " " Ar	f 6.39
f 8.40	16	" Mica. " " Ar	f 6.27
f 8.45	19	" Freeman. " " Ar	f 6.21
8.51	22	" Manito. " " Ar	6.16
8.58	27	" Rockford. " " Ar	6.05
9.11	34	" Fairfield. " " Ar	5.53
9.25	42	" Latah. " " Ar	5.38
9.45	49	Ar Tekoa. " Lv	5.25
9.50	49	Lv Tekoa. " Ar	5.20
f 10.02	56	" Lovell. " " Ar	f 5.08
10.19	65	" Plummer. Ida. " Ar	4.48
10.33	72	" Chatcolet. " " Ar	f 4.28
f 10.41	75	" O'Gara. " " Ar	f 4.20
10.52	80	" Harrison. " " Ar	4.12
10.59	83	" Spring Lake. " " Ar	4.05
11.07	88	" Black Lake. " " Ar	f 3.57
11.14	91	" Medimont. " " Ar	3.51
11.21	95	" Lane. " " Ar	3.44
11.27	99	" Rose Lake. " " Ar	3.37
11.34	101	" Dudley. " " Ar	f 3.32
11.45	107	" Cataldo. " " Ar	f 3.24
11.56	112	" Enaville. " " Ar	3.17
f 11.59	113	" Pine Creek. " " Ar	f 3.14
12.12	119	" Kellogg-Wardner. " " Ar	3.05
f 12.22	125	" Shont. " " Ar	f 2.52
12.45	130	Ar Wallace. Ida. Lv	2.45

### Pendleton — Wallula — Walla Walla

66-63 Daily	Mls.	Table No. 75 (Pacific Time)	64-65 Daily
12.45	0	Lv Pendleton Ore. Ar	1.30
2.50	42	Lv Umatilla. Wash. Ar	12.15
3.35	69	Ar Wallula Wash. Lv	11.30
4.20	0	Lv Wallula Wash. Ar	10.50
f 4.35	8	Ar Reese. " Lv	f 10.35
4.50	15	" Touchet. " " Lv	10.20
f 5.00	20	" Lowden. " " Lv	f 10.10
f 5.10	24	" Whitman. " " Lv	f 10.00
5.30	31	Ar Walla Walla. " Lv	9.45
8.25		" Lewiston. Ida. " Ar	6.20
8.05		Ar Yakima Wash. Lv	7.10

### Pendleton — Walla Walla — Dayton

366 Freight	Mls.	Table No. 80 (Pacific Time)	365 Freight
9.00	0	Lv Pendleton 20. Ore. Ar	89.20
1032	47	Ar Walla Walla Wash. Lv	87.46
10.40	0	Lv Walla Walla Wash. Ar	4.00
11.38	21	" Prescott. " Lv	3.00
11.50	25	Ar Bolles Wash. " Ar	2.45
11.50	25	Lv Bolles Wash. " Ar	2.45
11.59	29	" Waitsburg. " Lv	2.34
12.05	31	" Huntsville. " " Ar	2.26
12.14	35	" Long. " " Ar	2.16
12.25	38	Ar Dayton. " Lv	2.05
12.45	50	Ar Turner Wash. Lv	2.05

### Portland — Lewiston — Pullman — Moscow

20-62 Daily	66 Daily	Mls.	Table No. 76 (Pacific Time)	65 Daily	19-61 Daily
9.20	0	Lv	Portland Ore. Ar	7.30	
1.50	183	Ar	Umatilla. " Lv	2.20	
2.05	12.45	0	Lv Pendleton. " Ar	1.30	
2.45	2.50	0	Lv Umatilla 75 Ore. Ar	12.15	2.05
3.05	3.35	27	Lv Wallula Wash. Lv	11.30	1.20
4.23	5.15	81	Ar Ayer 74. " Ar	11.10	12.59
5.20	81	Lv	Ayer. " Lv	10.00	11.48
f 5.26	83	"	Rifton. " Ar	9.30	
5.45	93	"	Tuccannon. " Ar	f 9.22	
6.00	98	Ar	Riparia 77. " Lv	9.05	
6.15	0	Lv	Riparia Wash. Ar	8.55	
8.25	72	Ar	Lewiston 77 Ida. Lv	8.30	
11.58	149	Ar	Grangeville 77. " Lv	6.20	
12.30	148	Ar	Stites 77. " Ida. Lv	12.08	
6.00	98	Lv	Riparia Wash. Ar	12.34	
f 6.10	103	"	Canyon. " Lv	8.55	
f 6.25	111	"	Hay. " " Ar	f 8.44	
f 6.36	116	"	Jerita. " " Ar	f 8.26	
6.49	122	"	La Crosse. " " Ar	f 8.12	
7.04	133	"	Winona. " " Ar	f 7.57	
7.14	138	"	Endicott. " " Ar	7.40	
f 7.25	145	"	Thera. " " Ar	f 7.29	
f 7.32	149	"	Diamond. " " Ar	f 7.16	
7.55	158	Ar	Colfax. " Lv	f 7.09	
8.00	158	Lv	Colfax. " Ar	6.50	
f 8.13	162	"	Risbeck. " " Ar	6.45	
f 8.21	166	"	Parvin. " " Ar	f 6.36	
f 8.25	168	"	Shawnee. " " Ar	f 6.29	
8.33	171	"	Albion. " " Ar	f 6.25	
f 8.40	174	"	Armstrong. " " Ar	6.18	
8.52	177	"	Pullman Wash. " Ar	f 6.11	
9.15	186	Ar	Moscow. Ida. Lv	6.05	
				5.45	

### Portland — Wallula — Yakima

Motor Bus	20-66-64 Daily	Mls.	Table No. 78 (Pacific Time)	65-19 Daily	Motor Bus
9.20	0	Lv	Portland Ore. Ar	7.30	
1.50	183	Ar	Umatilla. " Lv	2.20	
2.05	0	Lv	Umatilla. " Ar	2.05	
2.45	27	Ar	Wallula Wash. Lv	1.20	
2.00	1245	0	Lv Pendleton Ore. Ar	1.30	12.40
3.35	3.35	42	Ar Wallula Wash. Lv	1130	11.06
6.45	9.45	0	Lv Walla Walla. " Ar	5.30	9.50
7.30	10.50	31	Ar Walla Walla 74 Wash. Lv	4.20	9.04
2.15	4.10	0	Lv Wallula Wash. Ar	10.50	9.04
4.20	3	"	Attalla 74. " " Lv	10.40	
f 4.30	9	"	Villard. " " Ar	f 10.25	
8.15	4.50	16	" Kennewick. " " Ar	10.10	8.30
9.15	5.31	39	" Benton City. " " Ar	9.22	
9.28	5.57	53	" North Prosser. " " Ar	f 8.59	7.20
6.11	60	"	Grandview. " " Ar	8.47	7.05
6.23	66	Ar	Midvale. " Lv	8.36	
9.41	6.33	69	Ar Sunnyside Wash. Lv	8.27	6.50
9.45	6.35	69	Lv Sunnyside Wash. Ar	8.24	6.45
6.45	6.45	66	Lv Midvale Wash. Ar	8.14	
f 6.53	70	"	Emerald. " " Ar	f 8.07	
f 7.06	76	"	Granger. " " Ar	f 7.58	
10.12	7.18	81	" Zillah. " " Ar	7.50	6.18
7.25	84	"	Buena. " " Ar	f 7.44	B.
f 7.32	87	"	Sawyer. " " Ar	f 7.39	B.
7.38	89	"	Donald. " " Ar	f 7.34	5.50
f 7.48	93	"	Parker. " " Ar	T 5.43	
11.00	8.05	101	Ar Yakima Wash. Lv	7.10	5.30

### Footnotes for Page 37

- \* Daily. † Daily except Sunday.
- || Meals. (f) Stops only on signal.
- Local freight; caboose for passengers.
- A Stops to let off paying passengers from points east of Ayer.
- B Buses run via these stations only when there are passengers to or from Walla Walla or beyond.
- C Stops to let off paying passengers from points west of Ayer.
- E Stops to let off paying passengers from east of Umatilla.
- H Stops to take on paying passengers for east of Umatilla.
- K Bus station is at Prosser.
- T Bus station is at East Parker.
- N Stops to take on paying passengers for west of Umatilla; also to let off paying passengers from east of Ayer.
- V Train will stop for paying passengers.
- \* Trains 66 and 65 between Pendleton, Walla Walla and Spokane; see table 20 page 30.
- Motor Bus operating over public highway. See General Information, page 2, for optional rail-motor bus ticketing arrangement.
- Time from 12:01 midnight to 12:00 noon shown in light face type.
- Time from 12:01 noon to 12:00 midnight shown in heavy face type.
- Figures opposite junction points refer to tables showing diverging trains.



## Connecting Bus Service

### Portland — Pendleton — Spokane

Table No. 84 (Pacific Time)			
Motor Bus Daily	Motor Bus Daily	Motor Bus Daily	Mls.
11.59	7.00	3.00	0 Lv
7.02	2.32	10.32	225 Ar
<b>Portland — Pendleton</b>			
9.00	5.00	4.15	0 Lv
9.25	5.25	4.40	11.25 Lv
9.34	5.34	4.49	11.34 Lv
9.41	5.41	4.56	11.41 Lv
9.49	5.49	5.14	11.49 Lv
9.59	5.59	5.14	11.59 Lv
10.07	6.07	5.22	12.07 Lv
10.32	6.32	5.47	12.32 Lv
11.02	7.02	6.17	1.02 Lv
12.08	7.48	6.53	2.08 Lv
12.43	8.23	7.28	2.43 Lv
<b>Pendleton</b>			
11.55	8.30	5.25	5.25 Lv
1.00	10.15	10.15	5.25 Lv
<b>Spokane</b>			
8.00	5.00	12.01	7.00 Lv
8.32	5.32	12.32	7.32 Lv
8.45	5.45	12.45	7.45 Lv
9.01	6.01	1.01	8.01 Lv
9.01	1.01	1.01	8.01 Lv
9.50	1.50	2.00	8.01 Lv
9.55	2.00	2.30	8.01 Lv
10.26	↓	↓	↓
↓	6.01	↓	8.01 Lv
↓	6.20	↓	8.20 Lv
↓	6.42	↓	8.42 Lv
↓	6.59	↓	8.59 Lv
↓	7.27	↓	9.27 Lv
10.31	7.30	2.35	9.32 Lv
10.48	7.47	2.50	9.49 Lv
↓	7.27	2.30	8.01 Lv
↓	7.54	2.57	9.01 Lv
↓	7.59	3.02	9.01 Lv
11.59	8.34	3.37	11.02 Lv

### Spokane — Moscow — Lewiston

Table No. 85 (Pacific Time)			
Motor Bus Daily	Motor Bus Daily	Motor Bus Daily	Mls.
11.20	3.00	6.40	9.50 Lv
10.48	2.28	6.18	9.16 Lv
10.37	2.15	5.55	9.03 Lv
10.21	1.59	5.39	8.47 Lv
↑	1.59	↑	8.47 Lv
↑	1.10	↑	7.58 Lv
↑	1.03	↑	7.53 Lv
↑	12.32	↑	7.22 Lv
10.21	↑	5.39	↑
10.02	↑	5.22	↑
9.40	↑	5.00	↑
9.23	↑	4.43	↑
8.55	↑	4.15	↑
12.28	4.15	7.17	7.00 Lv
12.11	3.58	7.00	7.00 Lv
8.52	12.32	↑	7.22 Lv
8.25	12.05	↑	6.55 Lv
8.20	12.01	↑	6.50 Lv
7.45	11.25	2.45	6.15 Lv

### The Dalles — Bend

Table No. 86 (Pacific Time)			
Motor Bus Daily	Motor Bus Daily	Mls.	Motor Bus Daily
5.30	8.10	0 Lv	11.45
↓	10.20	69 Lv	5.15
↓	10.20	108 Lv	3.10
↓	11.3	113 Lv	↓
9.05	11.50	119 Lv	8.25
9.11	11.57	124 Lv	1.50
9.18	12.03	128 Lv	8.06
9.38	12.23	143 Lv	7.58
9.50	12.35	148 Lv	1.28
10.15	1.00	165 Ar	7.40
↓	↓	↓	1.10
↓	↓	↓	1.00
↓	↓	↓	7.30
↓	↓	↓	1.00
↓	↓	↓	7.00
↓	↓	↓	12.30

### Biggs — Shaniko

Table No. 87 (Pacific Time)			
Motor Bus Daily	Motor Bus Daily	Mls.	Motor Bus Daily
5.30	8.10	0 Lv	11.45
6.05	↓	0 Lv	5.15
6.20	↓	5 Lv	10.50
↓	↓	9 Lv	10.43
↓	↓	14 Lv	↓
↓	↓	16 Lv	↓
↓	↓	20 Lv	↓
↓	↓	23 Lv	↓
6.45	↓	27 Lv	10.30
↓	↓	31 Lv	↓
7.00	↓	38 Lv	10.15
7.20	↓	52 Lv	9.57
7.45	10.58	69 Ar	9.35

### Fremont — Lincoln

Motor Bus Daily	Motor Bus Daily	Motor Bus Daily	Motor Bus Daily	Mls.	Motor Bus Daily	Motor Bus Daily	Motor Bus Daily	Motor Bus Daily
7.45	3.00	6.35	10.30	0 Lv	9.15	5.45	7.25	12.40
8.25	3.40	7.20	11.15	0 Lv	8.30	5.00	6.40	12.00
8.55	4.05	7.40	11.40	0 Lv	8.10	4.40	6.20	11.42
9.25	4.45	8.20	12.15	0 Ar	7.30	4.00	5.45	11.10

### Columbus — Lincoln

Motor Bus Daily	Motor Bus Daily	Motor Bus Daily	Motor Bus Daily	Mls.	Motor Bus Daily	Motor Bus Daily	Motor Bus Daily	Motor Bus Daily
8.00	7.50	7.50	7.50	0 Lv	7.50	7.50	7.50	7.50
8.30	8.30	8.30	8.30	0 Lv	8.30	8.30	8.30	8.30
9.10	9.10	9.10	9.10	0 Lv	9.10	9.10	9.10	9.10
9.55	9.55	9.55	9.55	0 Ar	9.55	9.55	9.55	9.55
10.40	10.40	10.40	10.40	0 Ar	10.40	10.40	10.40	10.40

### Grand Island — Hastings

Via Yellow Diamond Lines

9.30	6.40	4.37	2.10	8.00	7.50	11.55	3.55	6.20	8.25
9.45	6.55	5.00	2.30	8.25	8.25	11.25	3.25	5.55	7.55
10.05	7.10	5.15	2.45	8.35	8.35	11.15	3.15	5.45	7.40
10.20	7.25	5.25	3.00	8.50	8.50	11.00	3.05	5.30	7.30

### Las Vegas — Tonopah

Via Las Vegas-Tonopah-Reno Stage Line

7.00	7.00	7.15	8.00	0 Lv	7.15	8.00	8.00	8.00
11.45	12.10	12.10	12.10	0 Ar	2.05	3.15	3.15	3.15

### Footnotes for Page 38

- (\*) Via Capitol Stages. (\*) Via Interstate Transit Lines. (O) Via Elkhorn Valley Stages.
- (\*) Via Pacific Trailways.
- (M. T.) Mountain Time. (P. T.) Pacific Time.

## Transfer of Hand Baggage at Chicago

● Passengers holding through tickets that require a change of stations in Chicago can relieve themselves of the worry of transferring their hand baggage. Such baggage and parcels may be delivered to the Parmelee agent in the depot at which the passenger arrives in Chicago. The only cost is the usual parcel checking fee, 10 cents for each bag or parcel. Parmelee will transfer such baggage to the passenger's outgoing station where it can be claimed at the parcel check room.

*This arrangement applies only when there is at least a 3-hour interval between actual arrival of train in Chicago and scheduled departure time from outbound station.*

● The Parmelee transfer coupon, which is a part of the through ticket, also entitles the passenger to use Parmelee limousine service from his incoming depot to his outgoing depot or to any hotel or other destination in downtown Chicago.



### Connections at Omaha

C. & N. W.														13	27	111	105	103	101	21	23	1
8.45	7.50	3.25	4.55	3.00	2.50	4.00	1.50	7.15	Lv Omaha	Ar	9.25	5.30	12.45	1.30	3.00	3.15	8.00	8.40	9.30			
9.00	8.05	3.37	5.05	3.00	4.10	2.00	7.30	Lv Council Bluffs	Ar	9.05	5.10	12.25	1.12	3.00	3.15	7.30	8.10	9.15				
10.50	9.50								Lv Carroll	Ar	6.45			11.25			4.50	5.40				
12.01	11.00	6.10	7.40	5.15	5.05	6.30	4.05	10.45	Lv Boone	Ar	5.30	2.05	10.15	10.35	12.35	12.50	3.45	4.30	6.15			
12.20	11.25			R	R	6.46	4.20	11.05	Lv Ames	Ar	4.50		9.55	10.10	R	R	3.05	3.45				
3.00		12.45					8.50	3.00	Lv Des Moines	Lv							1.40	1.40				
R	12.15					7.23	4.53	11.57	Lv Marshalltown	Ar	3.50		9.20	9.34			2.10	2.40				
2.40	2.00	8.17	9.55	7.05	6.55	8.35	6.00	1.50	Lv Cedar Rapids	Ar	2.10	11.46	8.15	8.26	10.40	10.55	12.30	1.00	3.50			
4.35	3.50	9.55	11.35	8.25	8.15	10.00	7.15	3.35	Lv Clinton	Ar	12.15	10.25	7.02	7.07	9.27	9.42	10.50	11.20	2.25			
8.15	7.30	1.00	2.35	10.45	10.45	12.30	9.15	7.15	Ar Chicago	Lv	8.45	8.00	5.00	4.55	7.15	7.30	8.10	8.30	12.01			

C. & N. W.										102	108	The Milw. Road		103	107	
10-210	202-1	204-9	9-204					203-10	201-2	209-9	102	108	Ar Omaha	Ar	9.20	8.00
**6.20	*10.25	*9.00	Lv Omaha	Ar	*7.35	*7.10	Ar	*7.35	*7.10	**12.45	12.40	8.10	Ar Omaha	Ar	9.20	8.00
10.15	1.05	12.01	Ar Sioux City	Lv	4.55	4.30	8.30	4.55	4.30	8.30	↓	8.25	Ar Sioux City	Ar	11.25	
1.30	3.10	2.25	Ar Worthington	Lv	2.30	2.05	5.20	2.30	2.05	5.20	12.10	3.15	Ar Mitchell	Lv	8.00	
	7.30	†5.25	Ar Sioux Falls	Lv	†11.50	10.50					3.16	12.15	Ar Madrid	Lv	6.33	3.27
3.10	4.25	4.00	Ar St James	Lv	12.50	12.45	3.00				4.10	4.35	Ar Des Moines	Lv	5.25	10.50
4.09	5.10	4.50	Ar Mankato	Lv	11.58	11.58	1.50				5.08	2.52	Ar Marion	Lv	4.45	12.28
9.10	9.10	8.10	Ar Rochester	Lv	8.15	9.45	9.45				6.32	5.00	Ar Savanna	Lv	3.18	10.20
7.00	7.10	6.55	Ar St Paul	Lv	9.40	9.55	11.00				10.35	9.30	Ar Milwaukee	Lv	10.05	5.15
*7.35	7.40	*7.30	Ar Minneapolis	Lv	*9.00	9.15	*10.15				9.10	9.10	Ar Chicago	Lv	12.50	6.25

C. & N. W.										Wabash		C. R. I. & P.		9	23	7	505	5				
202-1	204-9	24-10	2-201	14	11	8	14	6	22-10	506	9	23	7	505	5							
*10.25	*9.00	Lv Omaha	Ar	*7.35	*7.10	8.20	Lv Omaha	Ar	8.20	11.59	7.30	Lv	8.30	Lv Omaha	Ar	6.10	8.30	10.51	Ar	7.45		
*1.05	*12.01	Ar Sioux City	Lv	*4.55	*4.30	8.35	Lv Council Bluffs	Lv	8.01	2.41	11.10	6.35	12.45	7.00	Ar Des Moines	Lv	1.30	4.28	7.55	11.00	Ar	3.49
†5.25	†7.10	Ar Salem	Lv	†10.15	†11.05	11.30	Ar Maryville	Lv	4.21	5.34	2.57	12.15	4.40	9.51	Ar Davenport	Lv	6.59	12.01	4.59	7.59	Ar	3.40
7.20	†9.40	Ar Huron	Lv	†8.00	8.40	2.39	Ar Chillicothe	Lv	1.09	5.46	3.15	12.30	4.55	10.00	Ar Rock Island	Lv	6.40	11.50	4.53	7.53	Ar	3.40
9.30		Ar Redfield	Lv		5.50	4.35	Ar Moberly	Lv	11.15	8.50	7.35	6.15	8.30	1.00	Ar Chicago	Lv	1.00	8.05	1.55	5.00	Ar	11.30
11.25		Ar Aberdeen	Lv		3.45	7.29	Ar Delmar (Blvd)	Lv	8.04	†2.20												
†2.20		Ar Oakes	Lv		†12.45	7.55	Ar St Louis	Lv	7.50													

C. B. & Q.										C. R. I. & P.		15-23		27	21					
11.59	9.00	12.45	12.15	7.50	Lv Omaha	Ar	7.10	10.15	3.15	7.45	1.10	9.00	4.30	11.45	Lv Omaha	Ar	7.00	2.30	8.00	
R1.27	10.18		R 1.17	9.25	Ar Red Oak	Lv	5.32	8.39	1.00	5.59		11.30	4.30	4.30	Lv St Joseph	Ar	2.00	10.45	5.22	
4.30	1.45	4.21	3.50	1.30	Ar Ottumwa	Lv	1.07	5.26	8.30	2.30	9.32	12.59	9.25	7.00	Ar Kansas City	Lv	11.58	9.00	4.00	
5.58	3.22	5.33	5.07	3.13	Ar Burlington	Lv	11.05	3.53	6.25	12.55	8.24	7.36	1.25	Ar St Louis	Lv	12.15	12.15			
6.55	4.35	6.16	5.52	4.20	Ar Galesburg	Lv	9.55	3.08	2.45	12.01	7.42									
9.45	8.00	8.35	8.45	8.30	Ar Chicago	Lv	6.00	12.45	10.15	9.00	5.30									

C. G. W.										22-31		28-33		Mo. Pac.		5-105		19-119		
8.50	8.35	Lv Omaha	Ar	8.00	7.10					8.00	7.10	8.00	4.10	Lv Omaha	Ar	6.40	7.30			
12.55	12.47	Ar Ft. Dodge	Lv	3.45	2.55					11.23	8.35	8.00	Ar Atchison	Lv	3.30	2.00				
7.15	7.30	Ar St Paul	Lv	8.45	8.50					12.05	9.20	Ar Kansas City	Lv	3.00	1.15					
7.50	8.10	Ar Minneapolis	Lv	8.00	8.15					5.40	7.28	Ar St Louis	Lv	8.50	12.25	6.40	7.30			

### Connections at Kansas City

C. G. W.				26-11		24-15		6		4		24		2		12		20		A. T. & S. F.		23		19		3		5		1		11	
11.30	3.30	Lv Kansas City	Ar	1.30	7.30			11.00	9.00	7.30	10.00	2.00	3.35	Lv Kansas City	Ar	9.40	9.00	10.00	7.00	8.00	5.00	7.00	8.00	8.00	5.00								
6.25	9.25	Ar Des Moines	Lv	6.40	12.35			3.40	2.10	11.25	3.05	5.37	8.00	Ar Ft. Madison	Lv	5.05	4.30	5.00	1.40	2.55	1.10	1.40	2.55	1.10									
3.45	7.15	Ar Rochester	Lv	9.40	5.35			4.35	3.15	12.15	4.05	6.24		Ar Galesburg	Lv	3.55		3.40	12.20	1.45	12.17												
6.35	8.00	Ar St Paul	Lv	8.20	3.00			5.30	4.10	1.00	5.00	7.05		Ar Chillicothe	Lv	2.55		2.35	11.15	12.40	11.35												
7.10	8.35	Ar Minneapolis	Lv	7.45	2.30			8.30	7.30	3.30	8.15	9.30	1230	Ar Chicago	Lv	12.15	12.01	11.30	8.15	10.00	9.30												

K. C. S.				16		2	
9.30	9.20	Lv Kansas City	Ar	8.15	7.50		
10.30	1.30	Ar Shreveport	Lv	4.40	7.00		
7.15	11.15	Ar New Orleans	Lv	7.00	10.45		
	7.10	Ar Lake Charles	Lv	10.00			
	7.50	Ar Beaumont	Lv	10.05			
	8.30	Ar Port Arthur	Lv	9.15			

Frisco Lines				118		112-10		106	
8.25	11.00	Lv Kansas City	Ar	8.00	7.40	8.00			
9.00		Ar Memphis	Lv			7.35			
4.05		Ar Birmingham	Lv			12.15			
	6.45	Ar Tulsa	Lv	2.15	11.30				
	12.59	Ar Oklahoma City	Lv	9.00	5.00				

C. B. & Q.				55		3	
10.45	8.00	Lv Kansas City	Ar	7.30	7.30		
10.10	2.45	Lv Quincy	Lv	12.37	10.15		
8.00	8.30	Ar Chicago	Lv	6.00	10.15		

Mo. Pac.				9		23		5		11		15		19	
9.00	4.00	12.15	11.45	12.20	7.01	Lv Kansas City	Ar	7.30	4.00	2.10	9.00	7.30	11.55		
11.05	6.00	2.50	2.15	2.10	8.38	Ar Sedalia	Lv	4.30	1.34	12.01	15.25	9.40			
12.30	7.13	4.20	3.50	3.15	9.41	Ar Jefferson City	Lv	2.28	11.45	10.50	02.4	10.85			
4.00	9.48	7.47	7.28	5.40	12.01	Ar St. Louis	Lv	11.50	8.57	8.50	4.00	1.50	5.40		

Alton				5-23		7-21	
†6.30	11.00	Lv Kansas City	Ar	7.40	†8.00		
*9.30	11.59	Ar Chicago	Lv	6.55	†11.30		

Alton				25-23		12-34		33	
8.00	†6.30	11.00	Lv Kansas City	Ar	7.40	†8.00	5.35		
1.25	†7.05	7.33	Ar St. Louis	Lv	12.15	†7.45	12.15		

The Milwaukee Road				25		3	
†9.00	*7.10	Lv Kansas City	Ar	*7.45	†6.40		
10.10	7.55	Ar Excelsior Springs	Lv	8.41	†5.25		
3.50	12.18	Ar Ottumwa (Sherman St.)	Lv	2.32	†11.21		
†7.10	2.55	Ar Davenport	Lv	12.01	†7.35		
	9.10	Ar Chicago	Lv	6.25			
	6.27	Ar Freeport	Lv	8.28			
	7.13	Ar Beloit	Lv	7.20			
	*9.30	Ar Milwaukee	Lv	5.15			

C. R. I. & P.				3		43		39	
8.50	10.40	3.10	Lv Kansas City	Ar	8.10	7.00	10.15		
	11.29		Ar Excelsior Springs	Lv		5.50			
7.45	10.35	1.30	Ar Chicago	Lv	9.30	6.20	11.00		

C. R. I. & P.				15		17		507	
9.00	8.15	11.45	Lv Kansas City	Ar	7.50	1.45	9.15		
1.05	1.25	6.50	Lv Des Moines	Lv	4.20	6.55	4.58		
5.45	7.45	1.40	Ar St. Paul	Lv	8.15	11.25	12.25		
6.15	8.25	2.30	Ar Minneapolis	Lv	7.30	10.35	12.01		

C. R. I. & P.				23		27		25		M. K. T.		24		8		26	
10.30	9.35	9.20	Lv Kansas City	Ar	7.55	7.45	9.50										
7.50		6.45	Ar Oklahoma City	Lv	10.10	12.30											
1.45	8.30	10.30	Ar Dallas	Lv	9.20	6.00	7.30										
	8.35	10.30	Ar Ft. Worth	Lv	9.15	7.45											
	5.35	7.45	Ar San Antonio	Lv	12.30	8.45	11.00										

Wabash				3		9		17	
11.55	4.50	8.00	L						







# ROUND TRIP RAIL FARES

Quoted by the Union Pacific Railroad September 17, 1947.

Charges shown do not include federal tax.

For information only and subject to change without notice.

TO FROM	Los Angeles, San Diego, San Francisco, California		Portland, Oregon; Tacoma, Seattle, Washington		Spokane, Walla Walla, Washington; Lewiston, Idaho		Ogden, Salt Lake City, Utah		Cedar City, Utah		w. Yellowstone, Mont; Victor, Ida.		Sun Valley, Ketchum, Idaho		Denver, Colorado	
	3 Months Limit		3 Months Limit		3 Months Limit		3 Months Limit		3 Months Limit		3 Months Limit		3 Months Limit		3 Months Limit	
	Std/rd	Coach	Std/rd	Coach	Std/rd	Coach	Std/rd	Coach	Std/rd	Coach	Std/rd	Coach	Std/rd	Coach	Std/rd	Coach
Aberdeen, S. D.	\$106.30	\$ 70.90	\$ 92.70	\$ 61.80	\$ 81.00	\$ 54.00	\$ 77.20	\$ 55.65	\$ 92.40	\$ 66.55	\$ 73.35	\$ 52.85	\$ 88.60	\$ 61.15	\$ 48.75	\$ 35.15
Akron, Ohio	137.65	90.90	137.65	90.90	119.70	78.90	105.55	73.85	120.75	84.15	119.25	84.15	119.25	79.90	60.35	55.75
Albany, N. Y.	165.20	107.45	165.20	107.45	147.25	95.45	133.10	90.40	148.30	101.30	129.20	87.65	146.55	95.45	72.30	60.85
Ann Arbor, Mich.	131.00	87.20	131.00	87.20	113.05	90.00	98.90	70.15	114.10	81.05	95.00	67.40	112.35	75.20	73.70	52.05
Atlanta, Ga.	133.25	90.20	143.00	97.20	130.75	89.05	111.00	80.00	126.25	90.95	106.55	83.25	125.30	89.05	84.40	60.85
Baltimore, Md.	161.20	105.35	161.20	105.35	143.80	93.35	129.65	88.30	144.85	99.20	125.75	85.55	143.10	93.35	104.45	70.20
Binghamton, N. Y.	159.60	104.05	159.60	104.05	141.65	92.05	127.50	87.00	142.70	97.90	123.60	84.25	140.95	92.05	102.30	68.90
Birmingham, Ala.	124.05	83.55	135.95	92.05	123.70	83.60	101.85	73.25	117.10	84.40	98.40	77.70	117.70	83.60	75.25	54.30
Boston, Mass.	177.45	115.80	177.45	115.80	159.50	103.80	147.22	111.44	162.42	111.44	143.32	97.79	159.50	103.80	122.02	102.44
Buffalo, N. Y. Standard	148.00	96.25	148.00	96.25	130.05	84.25	115.90	79.10	131.10	90.10	112.00	76.45	129.35	84.25	90.70	61.10
Buffalo, N. Y. Differential	145.25	94.00	145.25	94.00	127.30	82.00	113.15	76.95	128.35	87.85	109.25	74.20	126.60	82.00	87.95	58.95
Canton, Ohio	138.55	91.30	138.55	91.30	120.60	79.30	106.45	74.25	121.65	85.15	102.55	71.50	119.90	79.30	81.25	56.15
Cedar Rapids, Ia.	108.05	72.05	104.60	69.75	92.35	61.60	69.65	50.15	84.80	61.10	68.30	49.20	83.10	59.85	44.50	32.05
Charleston, W. Va.	141.55	93.65	143.70	93.65	128.50	83.40	112.60	77.05	127.80	87.95	110.45	75.60	126.05	83.40	85.50	57.50
Charlotte, N. C.	147.55	96.80	155.55	102.05	141.30	93.80	122.40	85.45	137.65	96.40	117.10	86.00	135.85	93.80	95.30	65.90
Chattanooga, Tenn.	130.35	86.90	135.50	91.80	123.25	85.65	104.70	75.20	119.55	86.15	99.00	77.85	117.75	83.65	77.25	55.65
Chicago, Ill.	114.25	76.20	114.25	76.20	96.30	64.60	86.60	64.60	101.15	70.95	70.95	56.40	95.60	64.20	56.95	41.05
Cincinnati, Ohio	131.25	86.80	131.25	86.80	116.05	76.85	100.10	70.20	115.30	81.10	99.00	78.20	100.70	74.60	73.60	50.65
Cleveland, Ohio Standard	136.90	90.50	136.90	90.50	118.95	78.50	104.80	73.45	120.00	84.10	100.00	70.70	118.25	79.50	73.50	55.35
Cleveland, Ohio Differential	135.05	88.85	135.05	88.85	117.10	76.85	102.95	71.80	118.15	82.70	99.05	69.05	116.40	76.85	77.75	53.70
Clinton, Ia.	112.80	75.20	108.95	72.65	94.00	62.70	74.10	53.40	89.25	64.35	72.20	52.05	87.55	62.70	48.95	35.30
Columbus, Ohio	135.25	89.40	135.25	89.40	117.30	77.55	103.15	72.50	118.35	83.40	99.25	69.75	116.60	77.55	77.95	53.25
Columbia, S. C.	146.35	99.60	154.65	105.60	142.40	97.45	123.50	89.00	138.75	99.55	118.20	90.75	136.95	97.45	96.40	69.45
Dallas, Texas	100.35	66.95	*111.05	*76.05	*107.90	*71.95	*80.45	50.80	85.60	61.70	87.90	63.35	87.55	63.15	45.85	33.05
Davenport, Ia.	110.30	73.55	108.95	72.65	95.75	63.85	72.60	52.30	87.75	63.20	52.20	36.05	62.05	47.45	34.20	
Dayton, Ohio	131.90	87.20	131.90	87.20	114.20	75.80	100.05	70.60	115.25	81.65	96.15	66.65	113.50	75.80	73.65	51.05
Decatur, Ill.	114.25	76.20	114.25	76.20	96.30	64.20	82.15	59.15	97.35	70.05	80.90	58.30	96.30	75.80	73.65	51.05
Denver, Colo.	76.45	51.00	*76.45	*51.00	*70.85	*47.25	32.45	23.40	47.60	34.30	45.00	32.05	46.00	33.20	36.80	41.05
Des Moines, Ia.	103.25	68.85	101.55	67.70	89.40	59.60	63.00	45.35	78.15	56.30	65.40	47.15	76.45	55.10	37.80	27.25
Detroit, Mich.	133.35	88.50	133.35	88.50	115.40	76.50	101.25	71.45	116.45	82.35	97.35	68.70	114.70	76.50	76.05	53.35
Duluth, Minn.	114.25	76.20	102.90	68.60	93.60	62.40	82.35	59.35	97.50	70.30	82.10	59.20	92.60	65.30	57.05	41.15
Erie, Pa.	124.85	82.35	124.85	82.35	104.85	64.85	91.15	60.75	125.90	87.40	106.80	80.45	124.15	81.55	85.50	58.40
Evansville, Ind.	117.90	79.15	111.90	79.15	105.65	71.00	89.05	62.85	102.25	73.75	90.45	65.20	100.50	71.00	59.65	42.95
Flint, Mich.	131.83	88.00	131.83	88.00	113.88	76.00	99.73	70.95	114.93	81.85	95.83	68.20	111.15	81.85	52.85	35.85
Ft. Wayne, Ind.	124.55	83.55	124.55	83.55	106.60	71.55	92.45	66.50	107.65	77.40	88.55	63.75	105.90	71.55	67.25	48.40
Grand Rapids, Mich.	127.00	85.10	127.00	85.10	109.05	73.10	94.90	68.05	110.10	78.95	91.00	65.30	108.35	73.10	69.70	49.95
Greensboro, N. C.	149.85	100.25	155.05	100.25	142.80	92.00	123.85	83.65	139.10	94.60	118.50	84.20	137.30	92.00	96.80	64.10
Harrisburg, Pa.	158.80	103.40	158.80	103.40	140.65	91.40	126.50	86.35	141.70	97.25	122.60	83.60	139.95	91.40	101.30	68.25
Hartford, Conn.	116.60	79.10	170.55	103.60	152.60	98.50	140.34	95.54	155.54	106.44	136.44	92.79	152.60	98.80	115.14	77.44
Houston, Texas	100.35	66.90	111.05	76.70	*113.35	*79.70	*82.19	58.19	97.25	70.10	99.60	71.75	99.25	71.55	57.50	41.45
Indianapolis, Ind.	125.10	83.30	125.10	83.30	109.05	73.10	93.95	66.70	109.15	77.60	91.00	65.30	107.40	73.10	66.85	47.15
Jackson, Miss.	112.95	75.30	132.00	88.00	122.60	82.45	92.90	67.40	109.15	77.60	91.00	65.30	107.40	73.10	66.85	47.15
Jacksonville, Fla.	143.45	97.55	160.15	109.40	147.90	101.30	125.70	90.65	140.95	98.85	122.35	94.90	141.55	109.40	79.75	68.25
Kansas City, Mo.	95.70	63.80	95.70	63.80	83.45	55.65	63.40	45.70	78.60	56.60	67.15	48.35	76.85	55.45	34.80	25.10
Knoxville, Tenn.	133.15	88.90	138.35	93.85	126.10	85.70	107.15	77.25	122.40	88.20	101.85	79.35	120.60	85.70	80.10	57.70
Lansing, Mich.	128.81	86.10	128.81	86.10	110.86	74.10	96.71	69.05	111.91	79.95	92.81	66.30	110.16	74.10	71.51	50.95
Lima, Ohio	128.40	85.50	128.40	85.50	110.45	73.50	96.30	68.45	111.50	79.35	92.40	65.70	109.75	73.50	71.70	50.35
Lincoln, Neb.	95.70	63.80	95.70	63.80	81.85	54.60	65.30	49.85	70.25	59.75	58.75	42.35	66.75	48.10	28.75	20.70
Little Rock, Ark.	*105.15	*70.10	120.65	80.45	108.45	72.30	81.70	58.95	96.95	69.90	85.40	65.20	98.70	71.15	55.10	39.70
Louisville, Ky.	125.10	83.55	125.10	83.55	111.80	75.40	*93.95	66.95	*109.15	77.85	96.60	69.85	*107.40	75.40	66.85	47.40
Madison, Wis.	114.25	76.20	114.25	76.20	96.30	64.20	*84.80	*61.05	100.00	72.00	78.25	56.40	96.30	64.20	57.50	41.50
Marshalltown, Ia.	105.35	70.25	101.55	67.70	89.40	59.60	66.00	47.55	81.15	58.45	65.40	47.15	79.45	57.25	40.80	29.40
Memphis, Tenn.	112.95	75.30	123.15	82.10	110.95	74.00	87.90	63.35	103.05	74.25	84.45	67.60	103.75	74.00	61.30	44.20
Miami, Fla.	162.40	111.20	179.55	123.05	167.30	114.94	144.70	104.30	159.95	112.50	141.30	108.55	114.95	118.05	85.15	68.10
Milwaukee, Wis.	125.10	76.20	125.10	76.20	104.25	64.20	84.20	61.35	100.40	72.30	78.25	56.40	96.30	64.20	58.00	41.80
Minneapolis, St. Paul, Minn.	114.25	76.20	98.65	65.80	89.40	55.70	74.10	58.90	89.25	64.35	73.85	53.25	84.35	59.60	148.80	135.20
Montgomery, Ala.	124.05	83.55	141.35	95.40	129.10	87.30	100.35	73.15	121.16	84.88	102.95	85.20	142.20	91.30	78.30	57.50
Montreal, Que.	168.00	113.60	161.15	110.80	150.05	98.80	135.90	96.55	151.10	107.35	130.00	98.00	122.20	110.45	98.80	71.50
Nashville, Tenn.	124.05	83.55	123.85	85.75	114.80	77.80	95.90	69.15	111.15	80.10	90.60	71.80	99.35	71.		



# PULLMAN SLEEPING CAR RATES

These rates are compiled from current Pullman Co. tariffs and published as a convenience for patrons. Effective October 1, 1947, and subject to change without notice.

Rates between Points of Service Shown below. Charges Shown Do Not Include Federal Tax.

See Page 43 for Rates for Upper Berths, Drawing Rooms, Compartments, Bedrooms, Roomettes, etc., Based on Applicable Lower Berth

Chicago	St. Paul Minneapolis	Co. Bluffs Omaha	St. Louis	Kansas City	Denver	BETWEEN		Salt Lake City	Butte	Portland	Seattle Tacoma	Los Angeles	San Francisco
Double Lower Standard Berth	Double Lower Standard Berth	Double Lower Standard Berth	Double Lower Standard Berth	Double Lower Standard Berth	Double Lower Standard Berth	AND		Double Lower Standard Berth	Double Lower Standard Berth	Double Lower Standard Berth	Double Lower Standard Berth	Double Lower Standard Berth	Double Lower Standard Berth
\$15.25 8.65 12.85 *16.10 9.25	*\$15.50 10.65 *13.55 *16.10 8.65	\$12.00 12.00 10.05 *13.55 5.70	\$15.25 10.05 12.60 *16.10 9.25	\$12.60 12.00 10.65 *14.15 7.20	\$ 9.25 16.50 8.90 *10.10	Boise ..... Ida. Boston ..... Mass. Butte ..... Mont. Cedar City ..... Utah Cheyenne ..... Wyo.		\$ 4.10 19.65 4.80 3.50 5.70	\$ 5.35 25.15 7.50 * 8.30 7.50	\$ 5.35 25.15 P 7.50 *12.15 12.60	\$06.95 25.15 P 7.50 *13.55 12.60	\$*11.85 25.75 11.15 6.00 12.60	\$*11.85 25.75 11.15 G*10.10 12.60
9.25 D12.60 4.10 14.45	3.50 8.65 D*13.55 5.05 13.95	4.10 5.70 D10.05 3.50 11.15	3.50 8.65 D12.60 3.50 14.45	4.10 5.70 D10.65 3.50 11.75	9.25 16.50 D 7.20 5.70 8.35	Chicago ..... Ill. Denver ..... Colo. Idaho Falls ..... Ida. Kansas City ..... Mo. Ketchum (Sun Valley) ..... Ida.		12.60 6.60 3.50 10.65 3.80	12.85 8.90 3.50 10.65 4.45	18.25 12.85 7.50 15.75 6.60	18.25 12.85 8.90 15.75 M 8.35	18.25 13.40 9.50 15.75 10.65	18.25 13.40 10.40 15.75 10.65
16.05 16.05 18.25 15.25 3.50	15.75 *16.90 18.25 15.00 3.50	13.40 13.40 15.75 12.25 3.50	16.05 *17.45 17.50 15.25 5.05	14.20 13.95 15.75 12.85 5.05	10.40 12.00 13.40 8.90 8.65	Las Vegas ..... Nev. Lewiston ..... Ida. Los Angeles ..... Cal. Lund ..... Utah Minneapolis ..... Minn.		4.80 7.75 7.75 3.50 12.60	8.65 3.80 11.15 6.95 *13.55	*13.45 3.80 L10.40 *12.15 *19.25	*14.85 E11.75 *13.55 *19.25	3.80 *15.50 5.70 18.25	G* 7.90 H*11.00 L 4.10 G* 9.80 18.25
7.75 12.60 4.10 15.75 7.20	10.65 12.60 3.50 *16.90 10.05	11.15 10.05 13.40 10.65	9.25 12.60 4.10 15.25 8.65	11.15 10.65 3.50 13.95 10.65	15.75 6.60 5.70 10.65 15.25	New York ..... N. Y. Ogden ..... Utah Omaha-Council Bluffs ..... Pendleton ..... Ore. Philadelphia ..... Pa.		18.85 4.10 10.05 6.60 18.25	19.10 8.35 15.75 3.50 18.50	25.15 K10.05 15.75 N 4.80 24.30	25.15 7.75 15.75 *14.35 24.30	25.15 7.75 15.75 H*10.70 24.30	
12.60 18.25 16.80 18.25 12.60	*13.55 *19.25 16.50 18.25 12.60	10.05 15.75 13.95 17.50 10.05	12.60 17.50 16.80 17.50 12.60	10.65 15.75 15.00 15.75 10.65	6.95 12.85 11.15 12.60 6.60	Pocatello ..... Ida. Portland ..... Ore. Reno ..... Nev. Sacramento ..... Cal. Salt Lake City ..... Utah		3.50 8.65 5.70 7.20 4.80	3.50 7.50 9.25 10.65 4.80	7.20 3.50 6.60 L 6.95 8.65	8.65 3.50 3.50 F 8.35 10.05	8.90 L10.40 L 4.10 L 4.10 7.75	10.40 L 7.20 L 3.50 7.75
18.25 18.25 13.95 15.75	18.25 *19.25 13.95 *16.90	15.75 15.75 10.65 13.40	17.50 17.50 13.95 15.25	15.75 15.75 11.15 13.95	13.40 12.85 7.75 5.70 12.00	San Francisco ..... Cal. Seattle ..... Wash. Shoshone ..... Ida. Sioux City ..... Ia. Spokane ..... Wash.		7.75 10.05 3.50 10.05 8.65	11.15 P 7.50 3.80 *13.55 P 4.10	L 7.20 3.50 6.60 15.75 4.10	C 8.65 B 7.75 15.75 P 4.10	L 4.10 H11.75 10.05 15.75 A13.65	L 4.10 H 8.65 10.65 15.75 H10.65
3.50 3.50 14.45 18.25 12.60	5.05 3.50 13.95 *19.25 *13.55	4.10 3.50 11.15 15.75 10.05	3.50 5.05 14.45 17.50 12.60	3.50 5.05 11.75 15.75 10.65	8.65 8.65 8.35 12.85 8.65	St. Louis ..... Mo. St. Paul ..... Minn. Sun Valley (Ketchum) ..... Ida. Tacoma ..... Wash. Victor ..... Ida.		*12.60 12.60 3.80 10.05 3.50	*12.60 *13.55 4.45 P 7.50 3.50	*17.50 19.25 6.60 3.50 8.90	*17.50 *19.25 M 8.35 H11.15 8.90	*17.50 18.25 10.65 H11.15 10.40	*17.50 18.25 10.65 H 8.35 *11.25
15.75 7.20 D12.60	*16.90 10.05 *13.55	13.40 10.65 D10.05	15.25 7.75 D12.60	13.95 10.05 D10.65	11.50 14.45 D 8.65	Walla Walla ..... Wash. Washington ..... D. C. West Yellowstone ..... Mont.		7.20 18.25 3.50	* 9.20 18.50 3.50	3.50 24.30 8.90	* 7.00 24.30 8.90	*14.95 23.75 10.40	H*10.70 23.75 10.40

Lower Standard Berth Rate Between Las Vegas, Nevada and Cedar City, Utah, \$3.50

(A) Via Salt Lake City.

(B) From Tacoma, lower standard berth, \$7.50.

(C) Via Southern Pacific Company and Portland. From Tacoma lower standard berth, \$8.35.

(D) Also applies via Ogden. Where through car is operated via Salt Lake City charge for side trip Ogden to Salt Lake City and return with privilege of occupying car at Salt Lake City during one-half day's stop-over is \$1.15.

When change of cars is necessary and passengers transfer at Salt Lake City instead of Ogden there is no charge for the side trip.

(E) Via Southern Pacific Company and Portland. From Tacoma, lower standard berth, \$11.15.

(F) Via Southern Pacific Company and Portland. From Tacoma, lower standard berth, \$7.75.

(G) Via Los Angeles.

(H) Via Southern Pacific Co. and Portland.

(K) From Tacoma, lower standard berth, \$9.50.

(L) Via Southern Pacific Co.

(M) From Tacoma, lower standard berth, \$7.75.

(N) From Tacoma, lower standard berth, \$4.10.

(P) Via Direct Lines.

(Q) From Tacoma, lower standard berth, \$6.60.

\* Berth rates to and from Cheyenne, Denver and west apply via Omaha or via Kansas City.

\* Made combination of fares.

Bedroom Rates: Bedrooms are available on most Union Pacific trains, including the Streamliner trains. See equipment pages 6 to 19 inclusive. Double bedrooms have upper and lower berths. Duplex-Single Bedrooms have only one berth. (See table on opposite page). When occupied by one person, only one rail ticket required.

Exclusive Space Occupancy by One Person: One and one-fourth railroad tickets must be purchased for exclusive use of drawing-room; one and one-tenth tickets for compartment. If Streamliner "City of Los Angeles" or "City of San Francisco" is used, one and one-tenth first class special service charge tickets are required for exclusive occupancy of a compartment, and one and one-fourth first class special service charge tickets for exclusive occupancy of a drawing-room. These tickets are in addition to the regular rail and Pullman tickets. Exception: Only one rail ticket is required for use of a compartment between Chicago, Ill., and Butte, Mont., or Pendleton, Ore., and points north and west thereof (also West Yellowstone, Mont., and Victor, Idaho).

## Union Pacific Motor Coach Service to and from East Los Angeles, Calif.

● The Union Pacific maintains a passenger station at East Los Angeles, from which it operates motor coaches direct to **Glendale, Pasadena, Alhambra, San Pedro, Long Beach, Anaheim, Fullerton, La Habra, Whittier** and intermediate points. See Tables 7, 8 and 9 on page 27 for local schedules of all motor coaches.

● Passengers ticketed for those places may leave train at East Los Angeles where waiting motor coaches will take them direct to destination without extra charge. Baggage too, can be checked through to any of those places. These motor coaches also deliver east-bound passengers to the East Los Angeles station.







# TRAFFIC REPRESENTATIVES . . . UNION PACIFIC RAILROAD

ABERDEEN, WASH.—3 Union Passenger Station, K and River Sts.— Phone 1045 C. H. JACKA. . . . . General Agent	NEW ORLEANS 12, LA.—504 Canal Bldg., 210 Baronne Street— JOHN D. BENDA. . . . . (Phone Canal 3274) . . . . . General Agent
ALHAMBRA, CALIF.—City Ticket Office, 121 W. Main St.— Phone Atlantic 18783 A. L. GETMAN. . . . . (or Phone Cumberland 32624) . . . . . Ticket Agent	NEW YORK 20, N.Y.—626 Fifth Ave., Suite 350, Rockefeller Center— H. L. LAUBY. . . . . (Phone Circle 6-4900) . . . . . Eastern Traffic Manager
ASTORIA, ORE.—Foot of 11th Street— . . . . . Phone 304 FLOYD C. FOSTER. . . . . Traveling Freight and Passenger Agent	C. H. SALTSMARSH. . . . . General Agent, Passenger Department H. C. YERGER. . . . . General Agent, Freight Department
ATLANTA 3, GA.—1232 Healey Building— . . . . . Phone Lamar 6261 P. S. SMITH. . . . . General Agent	OAKLAND 12, CALIF.—215 Central Bank Bldg., 436 14th St. Phone Glencourt 8576 L. M. LAYNE. . . . . General Agent
BEND, ORE.—112 Oregon Ave.— . . . . . Phone 63 H. D. ATHON. . . . . General Agent	OGDEN, UTAH—City Ticket Office, Ben Lomond Hotel Bldg.— . . . . . Phone 5533 J. F. BAKER. . . . . General Agent
BIRMINGHAM 3, ALA.—701 Brown-Marx Building— . . . . . Phone 7-1837 D. V. RICKSON. . . . . District Freight and Passenger Agent	OMAHA 2, NEBR.—City Ticket Office—Corner 15th & Dodge Streets— WALTER CONREY (Phone Jackson 5822) Gen'l Agent, Passenger Department J. R. FRISK. . . . . General Agent, Freight Department City Ticket Office—1614 Farnam Street— . . . . . Phone Jackson 5822 W. W. NEIM. . . . . Ticket Agent
BOSTON 8, MASS.—208 Old South Bldg., 294 Washington St.— . . . . . General Agent M. W. COONERTY. . . . . (Phone Hubbard 6380)	PASADENA 1, CALIF.—Un.Pac.Station, 205 W. Colorado St.—Ph. Sycamore 2-4107 L. A. WIRGLER. . . . . General Agent
BREMERTON, WASH.—Consolidated Ticket Office, 228 First St.— . . . . . Phone 722 S. S. HARVEY. . . . . Ticket Agent	PHILADELPHIA 2, PA.—904 Girard Trust Bldg., Broad St. & So. Penn Sq.— MORTON MANN (Phone Rittenhouse 6-2170) . . . . . General Agent
BUTTE, MONT.—609 Metals Bank Bldg., 8 West Park Street— . . . . . Phone 23389 J. D. FORD. . . . . General Agent	PITTSBURGH 22, PA.—1419 Oliver Bldg., Smithfield Street and Sixth Avenue— JOHN D. CARTER (Phone Atlantic 0360) . . . . . General Agent
Consolidated Ticket Office—2 North Main Street— . . . . . Phone 3275 D. E. WILDER. . . . . Ticket Agent	POCATELLO, IDAHO—Union Pacific Passenger Station— . . . . . Phone 268 W. L. HARDY. . . . . Ticket Agent
CHEYENNE, WYO.—City Ticket Office, 120 W. 16th St.— . . . . . Phone 4421 C. E. ASTLER. . . . . General Agent	POMONA, CALIF.—Union Pacific Passenger Station— . . . . . Phone Pomona 1285 E. C. MALLON. . . . . Passenger and Freight Traffic Agent
CHICAGO 3, ILL.—9-11 South LaSalle Street at Madison— . . . . . Phone Randolph 0141 D. H. VOLTZ. . . . . Traffic Manager	PORTLAND 5, ORE.—751 Pittcock Block— . . . . . Phone Broadway 7771 C. W. EVEUM. . . . . General Passenger Agent
C. A. POLLOCK. . . . . General Freight Agent M. R. BRYAN. . . . . General Agent, Freight Department	J. C. CUMMING. . . . . General Freight Agent T. J. DOWD. . . . . General Agent, Freight Department DON SUTHERLAND. . . . . General Agent, Freight Department City Ticket Office—701 S. W. Washington Street— . . . . . Phone Broadway 7771 N. B. FALLAS. . . . . General Agent, Passenger Department
CINCINNATI 2, OHIO—303 Dixie Term. Bldg., 4th & Walnut Sts.—Phone Main 0144 F. B. SWOPE. . . . . General Agent	RENO, NEV.—25 Cladianos Bldg., 118 West 2nd St. . . . . Phone Reno 4881 E. E. LARKIN. . . . . General Agent
CLEVELAND 13, OHIO—1407 Terminal Tower, 50 Public Square— . . . . . General Agent C. J. STEGEMAN. . . . . (Phone Main 3070)	RIVERSIDE, CALIF.—Union Pacific Pass. Station, 7th & Vine Sts.— . . . . . Phone 626 J. L. BRECHIN. . . . . General Agent
COUNCIL BLUFFS, IA.—Union Pacific Transfer Depot— . . . . . Phone 6134 W. M. CALBOUN. . . . . Freight and Passenger Agent	ST. JOSEPH 2, MO.—City Ticket Office, 517 Francis Street— . . . . . Phone 3-6485 F. F. ROBINSON. . . . . General Freight and Passenger Agent
DALLAS 1, TEXAS—2108 Mercantile Bank Bldg.— . . . . . Phone Riverside 1778 CARROLL M. BROWN. . . . . General Agent	ST. LOUIS 1, MO.—1223 Ambassador Bldg., 411 North 7th St.—Phone Chestnut 7752 T. W. GURSKY. . . . . General Agent
DENVER 2, COLO.—City Ticket Office, 535 17th Street— . . . . . Phone Keystone 4141 P. F. ECHELE. . . . . Traffic Manager	SACRAMENTO 14, CALIF.—217 Forum Bldg., 1107 Ninth St.— . . . . . Phone 2-1026 F. A. FOX. . . . . General Agent
M. A. LIGHT. . . . . General Freight Agent K. N. MIDDLEKAUFF. . . . . General Agent, Passenger Department	SALINA, KANS.—Third and Ash Streets— . . . . . Phone 297 J. M. BROWN. . . . . General Agent
DES MOINES 9, IOWA—407 Equitable Bldg., 6th & Locust Sts.— . . . . . Phone 3-0583 EUGENE R. FIELD. . . . . General Agent	SALT LAKE CITY 1, UTAH—Union Pacific Bldg., 10 So. Main St.— . . . . . Phone 3-1544 B. W. HANSON. . . . . Traffic Manager
DETROIT 26, MICH.—612 Book Building, 1249 Washington Boulevard— . . . . . Traffic Manager MADISON H. FOWLER (Phone Cadillac 7794) . . . . . General Passenger Agent	City Ticket Office—Hotel Utah, Main and So. Temple Streets— . . . . . Phone 3-1544 W. J. THOMAS. . . . . General Agent, Passenger Department H. G. PELLETIER. . . . . General Agent, Freight Department
EAST LOS ANGELES, CALIF.—5454 Ferguson Drive— . . . . . Phone Angelus 6509 J. J. WALKER. . . . . Ticket Agent	SAN DIEGO 1, CALIF.—City Ticket Office, 320 Broadway—Phone Franklin 7241 H. G. LARIMER. . . . . General Agent
EUGENE, ORE.—P. O. Box 431— . . . . . Phone 23851W R. W. MCINTOSH. . . . . Traveling Freight and Passenger Agent	SAN FRANCISCO 2, CALIF.—291 Geary Street— . . . . . Phone Garfield 1-6030 H. A. LAWRENCE. . . . . Traffic Manager
FRESNO 1, CALIF.—207 Rowell Bldg., Tulare St. and Van Ness Ave.—Phone 4-6571 J. W. HASKELL. . . . . General Agent	GAYLORD F. ALLEN. . . . . General Agent, Freight Department City Ticket Office—Geary at Powell Street— . . . . . Phone Garfield 6030 H. W. HICKS. . . . . General Passenger Agent
GERING, NEBR.—Union Pacific Station— . . . . . Phone 35 S. C. CLARKE. . . . . General Agent	SAN JOSE 7, CALIF.—206 1st Nat. Bk. Bldg., Santa Clara & 1st Sts.—Ph. Ballard 1634 E. A. COONS. . . . . General Agent
GLENDALE 3, CALIF.—City Ticket Office, 404½ North Brand Boulevard— . . . . . General Agent W. A. SHOOK (Phone Citrus 1-2174 or Chapman 5-1370)	SAN PEDRO, CALIF.—City Ticket Office, 805 So. Pacific Avenue— . . . . . General Agent J. V. CONNETT. . . . . (Phone Terminal 2-7531)
HOLLYWOOD 28, CALIF.—City Ticket Office, 6702 Hollywood Blvd.— . . . . . Passenger Department V. J. SCHMITTROTTH (Ph. Hillside 0221) Gen'l Agt., Passenger Department	SANTA ANA, CALIF.—City Ticket Office, 305 North Main Street— . . . . . Phone 1877 WALTER DITTMER. . . . . General Agent
HUNTINGTON PARK, CALIF.—City Ticket Office, 702 Pacific Blvd.— . . . . . Passenger Agent R. H. LUND. . . . . (Phone Kimball 9281)	SANTA MONICA, CAL.—City Ticket Off., 307 Santa Monica Blvd.— . . . . . Phone 51213 W. A. CHENEY. . . . . General Agent
KANSAS CITY 6, MO.—200 Waldheim Bldg., 6 East Eleventh St.—Ph. Victor 6530 D. R. ALEXANDER. . . . . General Freight and Passenger Agent	SEATTLE 4, WASH.—204 Union Sta., 4th Ave. & Jackson St.— . . . . . Phone Elliott 6933 H. M. WEST. . . . . Assistant Traffic Manager
SAM REINHARDT. . . . . General Agent, Freight Department City Ticket Office—2 East Eleventh Street— . . . . . General Agent, Passenger Department E. M. MATTES (Phone Victor 6530)	SEATTLE 1, WASH.—City Ticket Office—1300 Fourth Avenue at University— . . . . . General Agent, Passenger Department A. L. IVES (Phone Elliott 6933)
LAS VEGAS, NEV.—Union Pacific Station— . . . . . Phone 1120 R. A. BLONDE. . . . . District Passenger Agent	SIoux CITY 9, IOWA—405 Commerce Bldg., 520 Neb. St.— . . . . . Phone 5-8328 J. F. TURRENTINE. . . . . General Agent, Freight Department
LEWISTON, IDAHO—Room 7, Union Depot— . . . . . Phone 1163 H. J. BERGER. . . . . General Agent	SPOKANE 8, WASH.—City Ticket Office—727 Sprague Ave., Corner Post St.— . . . . . General Agent J. R. LIVSEY. . . . . (Phone Main 4121)
LINCOLN 8, NEBR.—City Ticket Office, 130 So. 13th St.— . . . . . Phone 3-6517 W. W. JOHNS. . . . . General Agent	STOCKTON 6, CAL.—207 Don Burton Bldg., 11 So. Joaquin St.— . . . . . Phone 2-8981 V. J. CHRISTENSEN. . . . . District Freight and Passenger Agent
LONG BEACH 2, CALIF.—City Ticket Office, 144 Pine Avenue— . . . . . Phone 7-2931 H. J. DeLACY. . . . . General Agent	TACOMA 2, WASH.—City Ticket Office, 114 So. Ninth St.— . . . . . Phone Broadway 2275 B. P. COSTELLO. . . . . General Agent
LONGVIEW, WASH.— . . . . . General Agent GUY L. ANDERSON, Freight Station, Phone 818— . . . . . General Agent	TORONTO, ONT.—201-2 Canadian Pacific Bldg., 69 Yonge St.— . . . . . Phone Elgin 7239 W. W. CREIGHTON. . . . . General Agent
LOS ANGELES 14, CALIF.—Union Pacific Bldg., 422 W. 6th Street— . . . . . Traffic Manager W. T. PRICE (Phone Trinity 9211) . . . . . General Passenger Agent	TULSA 3, OKLA.—823 Kennedy Bldg., 321 South Boston St.— . . . . . Phone 26859 L. B. BRADLEY. . . . . General Agent
C. F. FARMER. . . . . General Passenger Agent W. H. McCUNE. . . . . General Freight Agent	WALLA WALLA, WASH.—1st Natl. Bank Bldg., 2nd & Alder Sts.— . . . . . Phone 30 J. H. CUNNINGHAM. . . . . General Agent
Union Pacific Building—608 So. Olive Street— . . . . . Phone Trinity 9211 C. F. HALLSMAN. . . . . General Agent, Passenger Department	WASHINGTON 5, D. C.—600 Shoreham Bldg., 15th and H Sts., N. W.— HOWARD B. BLANCHARD (Phone Republic 0600) . . . . . Washington Representative R. T. PAYNE. . . . . General Agent
W. F. NASH—610 So. Olive Street— . . . . . General Agent, Freight Department	WINSTON-SALEM 3, N. C.—632 Reynolds Bldg., 4th and Main Sts.— . . . . . Phone 4881 D. R. WALKER. . . . . Traveling Freight and Passenger Agent
MEMPHIS 3, TENN.—1720 Sterlek Bldg.—8 North Third St.— . . . . . Phone 8-6220 W. B. MARKHAM. . . . . District Freight and Passenger Agent	YAKIMA, WASH.—Union Pacific Building, 104 W. Yakima Ave.— . . . . . Phone 4181 V. E. BUCHANAN. . . . . General Agent
MILWAUKEE 3, WIS.—814 Warner Bldg., 212 W. Wisconsin Ave.— . . . . . General Agent K. T. MINDEMANN. . . . . (Phone Marquette 7833)	
MINNEAPOLIS 2, MINN.—890 Northwestern Bank Bldg., 620 Marquette Ave.— . . . . . General Agent EMIL W. MAU. . . . . (Phone Main 2451)	

A. J. SEITZ, Vice-President—Traffic  
OMAHA 2, NEBRASKA

C. J. COLLINS  
General Passenger Traffic Manager  
OMAHA 2, NEBR.

W. T. BURNS  
General Freight Traffic Manager  
OMAHA 2, NEBR.