

CONDENSED TIME TABLES

CONDENSED TIME TABLES

UNION PACIFIC RAILROAD

UNION PACIFIC RAILROAD



Provided by
www.uphs.org



THE *Strategic* MIDDLE ROUTE

THE *Strategic* MIDDLE ROUTE





CHICAGO to LOS ANGELES via Omaha

Table A Condensed Schedules.		Stream- liner City of Los Ang. 103 Example	Los Angeles Limited 1 Daily Example	Transcon 3 Daily Example	Train Number 3-43 Daily Example	Challenger 7 Daily Example	Pacific- Pony Express 21-37 Daily Example
C. & N. W.							
Lv Chicago (C.T.)	7.30	3.05	11.00	11.00	9.45	9.15	
Ar Omaha	3.15	12.40	8.40	8.40	9.15	8.15	
C. & N. W. Line							
Lv Minneapolis		8.40	8.40	8.40	8.45	8.45	
" St. Paul		9.20	9.20	9.20	9.25	9.25	
" Sioux City		5.35	5.35	5.35	5.05	8.05	
Ar Omaha		8.00	8.00	8.00	7.50	7.50	
St. Louis (Wab.)							
Lv Omaha					7.50		
Ar Omaha					8.20		
Union Pacific							
Lv Omaha (C.T.)	3.25	1.05	9.00	9.05	9.40	8.45	
" Fremont		f 1.45	f 9.38	9.45	f 10.28	f 9.30	
" Columbus		f 2.30	f 10.19	10.32	f 11.16	f 10.19	
" Grand Island	5.25	3.41	11.30	11.52	12.40	11.45	
" Kearney		f 4.21	f 12.11	12.45	1.35	12.40	
Ar No. Platte (C.T.)	7.14	6.02	1.50	2.25	3.15	2.25	
Lv No. Platte (M.T.)	8.15	5.07	1.01	1.45	2.25	1.35	
" Sidney	7.57	7.27	3.24	4.50	5.00	4.10	
Ar Cheyenne	9.40	9.35	5.35	7.40	7.15	6.25	
St. Louis (Wab) (C. T.)							
Lv Kansas City (Un. Pac.)		3.30			11.30	11.30	
Lv Denver (M.T.)		8.45			6.00	6.00	
		7.00					
Cheyenne							
Lv Laramie	9.50	10.00	5.50	8.10	7.30	7.05	
" Rawlins	11.15	11.32	7.20	9.50	9.10	8.50	
" Rock Springs	1.02	1.55	9.40	1.10	11.40	11.25	
" Green River		f 4.05	f 11.52	3.34	2.00	1.45	
" Evanston	3.15	4.40	12.25	4.55	2.50	2.30	
" Ogden	5.00	6.46	2.30	7.27	5.09	4.49	
Ar Ogden	6.35	8.25	4.15	9.30	6.50	6.30	
" Salt Lake	6.45	8.40	4.30	9.55	7.15	7.05	
Lv Salt Lake	7.25	9.30	5.20	10.50	8.10	7.55	
Ar Lyndyl	7.30	9.45	5.35	11.15	8.55	8.45	
Ar Milford		12.09	7.58	2.00	11.55	11.45	
Ar Lund		1.40	9.25	4.10	2.00	1.50	
				5.10	3.05	2.50	
Bryce-Grand Canyon-Zion Nat. Parks-Cedar Breaks Kaibab Forest							
Ar Cedar City				6.45	4.10	4.10	
Lv Cedar City				11.00	1.35	1.35	
Lund							
Lv Caliente (MT)	12.40	4.20	12.05	5.10	3.05	2.50	
Lv Caliente (PT)	11.45	3.30	11.15	6.55	4.45	4.30	
Ar Las Vegas	2.20	6.15	2.00	10.15	8.10	7.45	
" Barstow		10.25	6.20	3.10	1.50	1.25	
" San Bernardino	7.33	12.30	8.20	5.20	4.20	4.10	
" Riverside	f 7.54	12.55	8.45	5.55	5.05	4.55	
" East Los Angeles	8.54	2.05	10.00	7.20	6.40	6.30	
Ar Los Angeles (P.T.)	9.15	2.20	10.20	7.45	7.10	7.00	
Pasadena							
Ar Pasadena	9.35	2.45	10.40	8.00	7.20	7.20	
Ar Glendale	10.05	3.15	11.10	8.30	7.50	7.50	
Anaheim							
Ar Anaheim	10.05	3.15	11.10	8.30	7.50	7.50	
Long Beach							
Ar Long Beach	9.55	3.05	11.00	8.20	7.45	7.45	
Ar San Pedro (P.T.)	10.25	3.35	11.35	8.50	8.15	8.15	

Footnotes for Page 4

- ★ Regularly assigned through cars air-conditioned.
- Makes ten round trips each month; see page 2 for sailing dates and schedule.
- Runs via Borie cut-off; not via Cheyenne.
- ⊕ Motor Bus connections with main line trains at East Los Angeles.
- ⊙ Stops only to let off paying passengers.
- (f) Stops only on signal.
- ▲ Motor bus between Lund and Cedar City.

Equipment for Page 4

★ **NO. 103—Streamliner CITY OF LOS ANGELES—Extra Fare**
Leaves Chicago via C. & N. W. 3rd, 6th, 9th, 12th, 15th, 18th, 21st, 24th, 27th and last day of month.

Observation Lounge Car... Chicago to Los Angeles—[Barber, valet.]
Club Car... Chicago to Los Angeles—[Bath, Radio.]
Standard Sleeping Cars... Chicago to Los Angeles—Drawing-rooms, Compartments, Bedrooms, Roomettes, Sections (7 cars).
Reclining Seat Coaches... Chicago to Los Angeles—(all reserved).
Cafe Lounge Car... Low cost meals and lounge for coach passengers.
Main Dining Car... Regular meal service.

★ **NO. 1—LOS ANGELES LIMITED—DAILY—No Extra Fare**
Cars from Chicago and Minneapolis-St. Paul run via C. & N. W. to Omaha; thence U. P. Club Lounge Car... Chicago to Los Angeles.
Standard Sleeping Cars... Chicago to Los Angeles—2 Drawing-rooms, 4 Compartments, 4 Double Bedrooms.
Chicago to Los Angeles—6 Sections, 6 Roomettes, 4 Double Bedrooms.
Minneapolis-St. Paul to Los Angeles—6 Sec., 6 Rmte, 6 Double Bedrooms (203-10-203 to Omaha).
Cheyenne to Los Angeles—6 Sections, 6 Roomettes, 4 Double Bedrooms (Wab.-U.P. 9 from St. Louis).

Reserved Seat Coach... Cheyenne to Los Angeles (Wab.-U.P. 9 from St. Louis).
Dining Car... Meal service.

★ **NO. 3—TRANSCON—DAILY—No Extra Fare**
Cars from Chicago run via C. & N. W. to Omaha; thence U. P. Observation Sleeping Car... Chicago to Los Angeles—10 Sections.
Standard Sleeping Cars... New York to Los Angeles—6 Sections, 6 Double Bedrooms (N.Y.C. No. 67 to Chicago).
New York to Los Angeles—6 Sections, 6 Double Bedrooms (P.R.R. No. 49 to Chicago).
Washington to Los Angeles—12 Sections, D.R. (P.R.R. No. 59 to Chicago).
Salt Lake City to Los Angeles—12 Sections, D.R.

Reserved Seat Coaches... Chicago to Los Angeles (3 cars—48 reclining seats each).
Dining Car... Meal service.

★ **NO. 3-43—DAILY—3 to Omaha; 43 to Los Angeles.**
Cars from Chicago run via C. & N. W. to Omaha; thence U. P. Standard Sleeping Cars... Chicago to Omaha—12 Sec., D. R. (43-53 to Denver).
Omaha to Los Angeles—12 Sections, D.R.
Salt Lake to Cedar City—10 Sections, D.R., Compts. (No. 343 beyond Lund—summer season only).
Cedar City to Los Angeles—10 Sections, D.R., Compts. (No. 344 to Lund—summer season only).
Reclining Seat Coaches... Chicago to Omaha (for Denver in No. 43-53).
Omaha to Los Angeles.
Dining Car... Meal service.

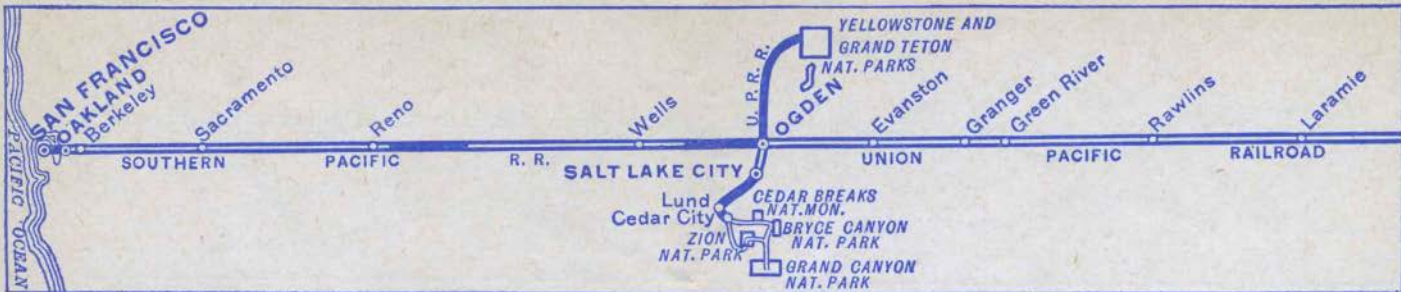
★ **NO. 7—Challenger—DAILY**
Cars from Chicago and Minneapolis-St. Paul run via C. & N. W. to Omaha; thence U. P. Lounge Car... Chicago to Los Angeles (for sleeping car passengers).
Challenger Sleeping Cars... Chicago to Los Angeles—14 Sections. (Pullman Tourist)
Minneapolis-St. Paul to Los Angeles—14 Sections (No. 201-2-201 to Omaha).
Kansas City to Los Angeles—14 Sections (No. 37 to Salt Lake City).
Reclining Seat Coaches... Chicago to Los Angeles (No. 37 beyond Salt Lake City).
Women-Childrens Coach... Chicago to Los Angeles (No. 37 beyond Salt Lake).
Dining Car... Serving moderately priced meals.

★ **21-37—PACIFIC—PONY EXPRESS—DAILY**
21 to Ogden; 37 to Los Angeles. Cars to Chicago run via C. & N. W. east to Omaha
Club Lounge Car Service... Chicago to Los Angeles.
Standard Sleeping Cars... Chicago to Los Angeles—12 Sections, D. R.
Chicago to Salt Lake—10 Sec., 3 Double Bedrooms.
Las Vegas to Los Angeles—10 Sections, D. R., Compts.
Salt Lake to Los Angeles (No. 7 from Chicago).
Reclining Seat Coaches... Salt Lake to Los Angeles (No. 7 from Chicago).
Dining Car... Meal service.

(C.T.) Central time. (M.T.) Mountain time. (P.T.) Pacific time.

Time from 12.01 midnight to 12.00 noon shown in light face type.

Time from 12.01 noon to 12.00 midnight shown in heavy face type.



CHICAGO to SAN FRANCISCO via Omaha

Table B Condensed Schedules	Streamliner City of San Francisco 101 Example	San Francisco Overland 27 Daily Example	Challenger 23 Daily Example	Pacific 21 Daily Example
C. & N. W.				
Lv Chicago (C.T.)	7.30 SUN	3.00 SUN	10.00 SUN	9.15 SUN
Ar Omaha	3.15 MON	12.35 MON	10.00 MON	8.15 MON
C. & N. W.				
Lv Minneapolis		8.40 SUN	(201-2-201) 8.45 SUN	(201-2-201) 8.45 SUN
Lv St. Paul		9.20 "	9.25 SUN	9.25 SUN
Lv Sioux City		5.35 "	5.05 MON	5.05 MON
Ar Omaha		8.00 SUN	7.50 MON	7.50 MON
Union Pacific				
Lv Omaha (C.T.)	3.25 MON	1.00 MON	10.25 MON	8.45 MON
Lv Fremont		f 1.40 "	11.13 "	f 9.30 "
Lv Columbus		f 2.24 "	12.05 "	f 10.19 "
Lv Grand Island	5.25 "	3.35 "	1.35 "	11.45 "
Lv Kearney		f 4.16 "	2.30 "	f 12.40 "
Ar North Platte (C.T.)	7.14 "	5.55 "	4.30 "	2.25 "
Lv North Platte (M.T.)	6.15 "	5.01 "	3.40 "	1.35 "
Lv Sidney	7.57 "	7.21 "	6.15 "	4.10 "
Ar Cheyenne	9.40 MON	9.30 MON	8.35 MON	6.25 MON
Southern Pacific				
Lv St. Louis (Wab) (CT)		3.30 SUN		
Lv Kansas City (UP)		8.45 SUN	11.30 SUN	11.30 SUN
Lv Denver (M.T.)		7.00 MON	6.00 MON	6.00 MON
Southern Pacific				
Lv Cheyenne	9.50 MON	9.55 MON	8.55 MON	7.05 MON
Lv Laramie	11.15 "	11.25 "	10.35 MON	8.50 "
Lv Rawlins	1.02 "	1.47 "	1.10 TUE	11.25 MON
Lv Rock Springs		f 3.58 "	3.30 "	1.45 TUE
Lv Green River	3.15 "	4.35 "	4.15 "	2.30 "
Lv Evanston	5.00 "	6.37 "	6.37 "	4.49 "
Ar Ogden (M.T.)	6.35 "	8.20 MON	8.25 "	6.30 "
Southern Pacific				
Lv Salt Lake City (M.T.)		7.20 MON	7.20 TUE	7.20 TUE
Southern Pacific				
Lv Ogden (P.T.)	5.45 MON	7.40 MON	8.00 TUE	7.30 TUE
Ar Reno	2.30 TUE	6.30 TUE	9.45 "	8.55 "
Lv Truckee		7.28 "	11.00 TUE	10.05 TUE
Lv Sacramento	6.55 "	11.30 "	4.25 WED	3.45 WED
Lv Berkeley	8.25 "	1.28 "	7.09 "	6.45 "
Lv Oakland (16th St.)	8.34 "	1.42 "	7.27 "	7.05 "
Lv Oakland Pier	8.40 "	1.50 "	7.35 "	7.15 "
Ar San Francisco (PT)	9.15 TUE	2.20 TUE	8.20 WED	7.50 WED

Equipment for Page 6

★ NO. 101—Streamliner CITY OF SAN FRANCISCO—Extra Fare
Leaves Chicago via C. & N. W. 2nd, 5th, 8th, 11th, 14th, 17th, 20th, 23rd, 26th and 29th of month.
Arrives San Francisco via Southern Pacific.

Observation Lounge Car... Chicago to San Francisco— } Barber, valet {
Club Car... Chicago to San Francisco— } bath, radio {
Standard Sleeping Cars... Chicago to San Francisco—Drawing-rooms, Compts.,
Bedrooms, Roomettes, Sections (10 cars).
Reclining Seat Coaches... Chicago to San Francisco—(all seats reserved).
Coffee Shop Dining Car... Low cost meals and lounge for coach passengers.
Main Dining Car... Regular meal service.

★ NO. 27—SAN FRANCISCO OVERLAND—DAILY

Pullmans and reserved seat coaches, no extra fare, Chicago to San Francisco.
Cars from Chicago run via C. & N. W. to Omaha; U. P. to Ogden; S. P. to San Francisco.

Club Lounge Car... Chicago to San Francisco (barber, valet, bath; radio).
Standard Sleeping Cars... New York to San Francisco—10 Sections, Drawing-room, Compartments (P.R.R. No. 23 to Chicago).
New York to San Francisco—8 Sections, Drawing-room, Compartments, (N.Y.C. No. 19 to Chicago).
Chicago to San Francisco—2 Drawing-rooms, 4 Compartments, 4 Double Bedrooms.
Chicago to San Francisco—6 Sections, 6 Roomettes, 4 Double Bedrooms (2 cars).
Cheyenne to San Francisco—6 Sections, 6 Roomettes, 4 Double Bedrooms (Wab-U. P. 9 from St. Louis).
Reclining Seat Coaches... Chicago to San Francisco (2 cars—48 seats each—all reserved).
Main Dining Car... Regular meal service.
Coffee Shop Dining Car... Low cost meals for coach passengers.

★ NO. 23—Challenger—DAILY

All Coach and Challenger (tourist) Sleeping Car Train. Free Porter Service.
Cars from Chicago run via C. & N. W. to Omaha; U. P. to Ogden; S. P. to San Francisco.

Lounge Car... Chicago to San Francisco (for sleeping car passengers).
Challenger Sleeping Cars... Chicago to San Francisco—16 Sections.
(Pullman Tourist) St. Louis via Omaha to San Francisco—16 Sections (Wab. 11 to Omaha).
Reclining Seat Coaches... Chicago to San Francisco.
Women-Childrens Coach... Chicago to San Francisco (reclining seats).
Dining Car... Serving moderately priced meals.


★ NO. 21—PACIFIC—DAILY

Cars from Chicago run via C. & N. W. to Omaha; U. P. to Ogden; S. P. to San Francisco.
Club Lounge Car... Chicago to San Francisco.
Standard Sleeping Cars... Washington, D. C. to San Francisco—12 Sections, D. R. (P.R.R. No. 51-89 to Chicago).
Washington, D.C. to San Francisco—12 Sections, D. R. (B & O No. 7 to Chicago).
Chicago to San Francisco—12 Sections, D. R.
Omaha to San Francisco—12 Sections, D. R.
Ogden to San Francisco—12 Sections, D. R. (No. 37 from Denver).
Salt Lake City to San Francisco—10 Sections, D. R., Compts. (2 cars—No. 47 to Ogden).
Dining Car... Meal service.

Footnotes for Page 6

- ★ Regularly assigned through cars air-conditioned. (f) Stops only on signal.
- ◆ Makes 10 round trips each month; see page 2 for sailing dates.
- ◆ The Challenger carries only coaches and Challenger (Pullman tourist) sleeping cars.
- Runs via Borie cut-off; not via Cheyenne.
- (C.T.) Central time. (M.T.) Mountain time. (P.T.) Pacific time.
- Time from 12.01 midnight to 12.00 noon shown in light face type.
- Time from 12.01 noon to 12.00 midnight shown in heavy face type.

For Dependable Transportation—Be Specific, Say "Union Pacific"



SAN FRANCISCO to CHICAGO via Omaha

Table B Condensed Schedules	Streamliner City of San Francisco 102 Example	San Francisco Overland 28 Daily Example	Challenger 24 Daily Example	Pacific 22 Daily Example
Southern Pacific				
Lv San Francisco (P.T.)	4.30 SUN	11.30 SUN	8.00 SUN	8.00 SUN
" Oakland Pier	5.00 "	12.01 "	8.35 "	8.35 "
" Oakland (16th St.)	5.07 "	12.09 "	8.45 "	8.45 "
" Berkeley	5.16 "	12.19 "	8.57 SUN	8.57 SUN
" Sacramento	6.45 "	6.20 "	12.25 MON	12.25 MON
" Truckee	11.15 SUN	7.30 SUN	f 4.23 "	f 4.23 "
" Reno	8.10 MON	6.15 MON	5.40 "	5.40 "
Ar Ogden (P.T.)			5.40 MON	6.00 MON
Union Pacific				
Ar Salt Lake City M.T.		8.15 MON	8.15 MON	8.15 MON
Lv Ogden (M.T.)	9.20 MON	7.30 MON	7.10 MON	7.50 MON
" Evanston	12.32 "	9.08 "	8.54 "	9.34 "
" Green River	2.49 "	11.15 "	11.00 "	11.40 MON
" Rock Springs	4.47 "	f 11.51 "	11.32 MON	12.21 TUE
" Rawlins	6.08 MON	1.58 "	1.50 TUE	2.42 "
" Laramie		4.18 "	4.25 "	5.15 "
Ar Cheyenne		5.50 MON	6.05 TUE	6.55 TUE
Ar Denver		8.30 MON	□ 8.35 TUE	□ 8.35 TUE
Ar Kansas City (C.T.)		8.35 TUE	11.25 TUE	11.25 TUE
Ar St. Louis (Wab.)		1.40 TUE	7.30 WED	7.30 WED
Lv Cheyenne	6.18 MON	6.20 MON	6.30 TUE	7.20 TUE
Ar Sidney	7.44 "	8.00 "	8.30 "	9.30 "
" North Platte (M.T.)	9.28 "	10.05 "	11.10 "	12.15 "
Lv North Platte (C.T.)	10.29 MON	11.12 MON	12.20 "	1.25 "
Ar Kearney		f 12.39 TUE	2.14 "	3.27 "
" Grand Island	12.14 TUE	1.25 "	3.20 "	4.35 "
" Columbus		f 2.26 "	4.59 "	f 6.06 "
" Fremont		f 3.10 "	6.01 "	f 7.08 "
Ar Omaha	2.20 TUE	4.00 TUE	7.05 TUE	8.10 TUE
C. & N. W.				
Lv Omaha	2.30 TUE	4.20 TUE	7.30 TUE	9.00 TUE
Ar Chicago (C.T.)	10.15 TUE	2.00 TUE	7.30 WED	8.30 WED
Lv Omaha (Wab.)				8.20 TUE
Ar St. Louis				7.55 WED
C. & N. W.				
Lv Omaha		(204-9-204) 8.15 TUE	(202-1-202) 9.30 TUE	(202-1-202) 9.30 TUE
Ar Sloux City		11.15 "	12.30 WED	12.30 WED
" St. Paul		6.55 "	7.45 "	7.45 "
Ar Minneapolis C.T.		7.25 TUE	8.20 WED	8.20 WED

Footnotes for Page 7

- ★ Regularly assigned through cars air-conditioned. (f) Stops only on signal.
 - ⊙ Makes 10 round trips each month; see page 2 for sailing dates.
 - ◆ The Challenger carries only coaches and Challenger (Pullman tourist) sleeping cars.
 - Runs via Borie cut-off; not via Cheyenne.
 - (C.T.) Central time. (M.T.) Mountain time. (P.T.) Pacific time.
- Time from 12.01 midnight to 12.00 noon shown in light face type.
Time from 12.01 noon to 12.00 midnight shown in heavy face type.

Two Great Outdoor Shows

Cheyenne Frontier Days
 Cheyenne, Wyoming, July 23-24-25-26-27, 1946

Pendleton Roundup
 Pendleton, Oregon, September 11-12-13-14, 1946

Plan to Visit Them Via Union Pacific Railroad

Equipment for Page 7

★ **NO. 102—Streamliner CITY OF SAN FRANCISCO—Extra Fare**
 Leaves San Francisco via S. P. 2nd-5th-8th-11th-14th-17th-20th-23rd-26th and 29th of month. Arrive Chicago via C. & N. W. Ry.

- Observation Lounge Car... San Francisco to Chicago—{ Barber, valet }
- Club Car... San Francisco to Chicago—{ bath, radio. }
- Standard Sleeping Cars... San Francisco to Chicago—Drawing rooms, Compts., Bedrooms, Roomettes, Sections (10 cars).
- Reclining Seat Coaches... San Francisco to Chicago—(all seats reserved).
- Coffee Shop Dining Car... Low cost meals and lounge for coach passengers.
- Main Dining Car... Regular meal service.

★ NO. 28—SAN FRANCISCO OVERLAND—DAILY

Pullman and reserved seat coaches, no extra fare, San Francisco to Chicago.
Runs via S. P. to Ogden; and via C. & N. W. east of Omaha.

- Club Lounge Car... San Francisco to Chicago (barber, valet, bath; radio).
- Standard Sleeping Cars... San Francisco to New York—10 Sections, Drawing-room, Compartments (P.R.R. No. 78 east of Chicago). San Francisco to New York—8 Sections, D. R., Compartments (N.Y.C. No. 64 east of Chicago).
- San Francisco to Chicago—2 Drawing-rooms, 4 Compartments, 4 Double Bedrooms.
- San Francisco to Chicago—6 Sections, 6 Roomettes, 4 Double Bedrooms (2 Cars).
- San Francisco to Denver and St. Louis—6 Sections, 6 Roomettes, 4 Double Bedrooms (U.P.-Wab. 10 east of Cheyenne).
- Reclining Seat Coaches... San Francisco to Chicago (2 cars—48 seats each—all reserved).
- Main Dining Car... Regular meal service.
- Coffee Shop Dining Car... Low cost meals for coach passengers.

★ NO. 24—Challenger—DAILY

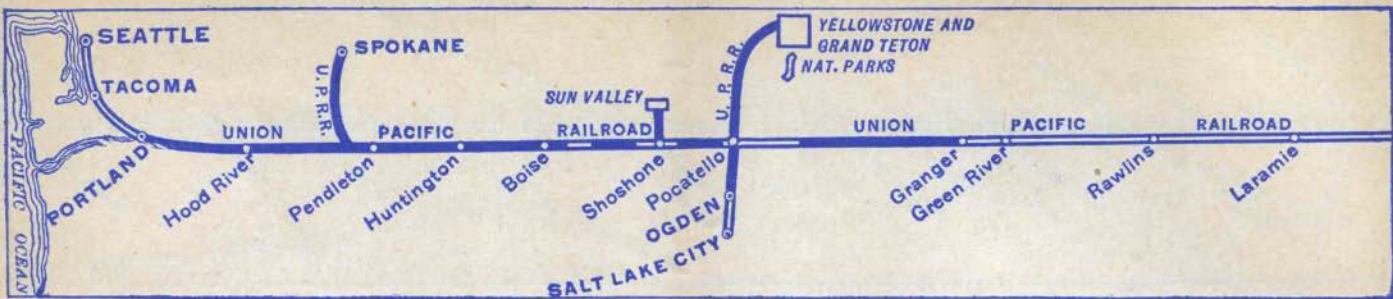
All Coach and Challenger (tourist) Sleeping Car Train. Free Porter Service
Runs via S. P. to Ogden, and via C. & N. W. east of Omaha.

- Lounge Car... San Francisco to Chicago (for sleeping car passengers).
- Challenger Sleeping Cars... San Francisco to Chicago—16 Sections. (Pullman Tourist) San Francisco to Ogden—16 Sections (No. 38 to Kansas City). San Francisco to St. Louis via Omaha—16 Sections (Wab. 14 to St. Louis).
- Reclining Seat Coaches... San Francisco to Chicago.
- Women-Childrens Coach... San Francisco to Ogden (No. 38 to Kansas City).
- Dining Car... Serving moderately priced meals.

★ NO. 22—PACIFIC—DAILY

Runs via S. P. to Ogden, U. P. to Omaha and via C. & N. W. east of Omaha.

- Club Lounge Car... San Francisco to Chicago.
- Standard Sleeping Cars... San Francisco to Washington, D. C.—12 Sections, D. R. (P.R.R. No. 22-50 east of Chicago). San Francisco to Washington, D. C.—12 Sections, D.R. (B. & O. No. 10-13 east of Chicago). San Francisco to Chicago—12 Sections, D. R. San Francisco to Omaha—12 Sections, D. R. San Francisco to Ogden—10 Sections, D. R., Compts. (2 cars—No. 48 to Salt Lake City).
- Dining Car... Meal service.



CHICAGO to PORTLAND and SEATTLE via Omaha

Table C
Condensed Schedules.

	Streamliner City of Portland 105 Example	Portland Rose 1-11 Daily Example	Pacific- (Challenger Service) 21-15 Daily Example
C. & N. W.			
Lv Chicago	7.30 SUN	3.05 SUN	9.15 SUN
Ar Omaha (C.T.)	3.15 MON	12.40 MON	8.15 MON
Lv St. Louis (Wab.)			7.50 SUN
Ar Omaha			8.20 MON
Union Pacific			
Lv Omaha (C.T.)	3.25 MON	1.05 MON	8.45 MON
Ar Fremont		f 1.45 "	f 9.30 "
Ar Columbus		f 2.30 "	f 10.19 "
Ar Grand Island	5.25 "	3.41 "	11.45 "
Ar Kearney		f 4.21 "	f 12.40 "
Ar North Platte (C.T.)	7.14 "	6.02 "	2.25 "
Lv North Platte (M.T.)	6.18 "	5.07 "	1.35 "
Ar Sidney	7.57 "	7.27 "	4.10 "
Ar Cheyenne	9.40 MON	9.35 MON	6.25 MON
Lv St. Louis (Wab.) (C.T.)		3.30 SUN	
Lv Kansas City (Un. Pac.)		8.45 "	11.30 SUN
Lv Denver (M.T.)		7.00 MON	5.05 MON
Lv Cheyenne	9.50 MON	10.00 MON	7.05 MON
Ar Laramie	11.15 "	11.32 "	8.50 "
Ar Rawlins	1.02 "	1.55 "	11.25 MON
Ar Rock Springs		4.05 "	1.45 TUE
Ar Green River	3.15 "	4.50 "	3.00 "
Ar Kemmerer		6.22 "	4.45 "
Ar Montpelier		8.05 "	6.45 "
Ar Pocatello	7.35 MON	10.15 MON	9.15 TUE
Ar West Yellowstone		7.00 TUE	
Lv West Yellowstone			7.15 MON
Lv Pocatello	7.45 MON	10.45 MON	9.45 TUE
Ar Minidoka		12.03 TUE	11.05 "
Ar Shoshone		1.05 TUE	12.15 TUE
Lv Shoshone			
Ar Sun Valley	Sun Valley will open in December 1946		
Lv Sun Valley			
Ar Shoshone			
Lv Shoshone		1.05 TUE	12.15 TUE
Ar Glens Ferry		2.25 "	1.40 "
Ar Boise	11.50 MON	4.30 "	3.40 "
Ar Nampa		5.05 "	4.20 "
Ar Huntington (M.T.)	1.45 TUE	7.15 "	6.35 "
Lv Huntington (P.T.)	12.47 "	6.25 "	5.50 "
Ar Baker		7.45 "	7.10 "
Ar La Grande		9.20 "	8.45 "
Ar Pendleton	5.13 "	11.59 "	11.40 TUE
Ar Arlington		1.37 "	1.58 WED
Ar The Dalles		2.45 "	3.45 "
Ar Hood River		3.23 "	4.27 "
Ar Portland (P.T.)	9.15 TUE	4.55 TUE	6.30 WED
Lv Portland	12.01 TUE	11.30 TUE	8.15 WED
Ar Tacoma	3.25 "	5.00 WED	12.40 "
Ar Seattle (P.T.)	4.35 TUE	6.45 WED	2.00 WED

Equipment for Page 8

★ NO. 105—Streamliner CITY OF PORTLAND

Leave Chicago via C. & N. W. Ry. 4th, 10th, 16th, 22nd and 28th of each month.
Club Lounge (Copper King) Chicago to Portland (radio).
Standard Sleeping Cars... Chicago to Portland—1 Compartment, 8 Double Bedrooms (2 cars).
Chicago to Portland—11 Enclosed Sections (2 cars).
Chicago to Portland—11 Open Sections (4 cars).
Coaches... Chicago to Portland (3 cars—one with 38 and two with 48 reclining seats—all reserved).
Main Dining Car... Chicago to Portland. Regular meal service.
Coffee Shop Dining Car... Chicago to Portland. Low cost meals for coach passengers.

★ NO. 1-11—PORTLAND ROSE—DAILY

No. 1 to Green River; No. 11 to Portland.
Cars from Chicago run via C. & N. W. to Omaha; thence U. P.
Club Lounge Car Service... Chicago to Portland.
Standard Sleeping Cars... Chicago to Portland—2 Drawing-rooms, 4 Compartments, 4 Double Bedrooms.
Chicago to Portland—6 Sections, 6 Roomettes, 4 Double Bedrooms.
Chicago to West Yellowstone—10 Sections, D. R., Compts. (In No. 35 from Pocatello—season only).
Cheyenne to Portland—6 Sections, 6 Roomettes, 4 Double Bedrooms (No. 9 from St. Louis).
Pocatello to Portland—6 Sections, 6 Roomettes, 4 Double Bedrooms (No. 31 from Salt Lake).
Pocatello to Boise—10 Sections, D. R., Compt. (No. 31 from Salt Lake).
Reclining Seat Coaches... Chicago to Portland (48 seats—all reserved).
Green River to Portland.
Cheyenne to Portland (No. 9 from St. Louis—48 seats—all reserved).
Dining Car... Meal service.

★ NO. 21-15—PACIFIC—CHALLENGER SERVICE—DAILY

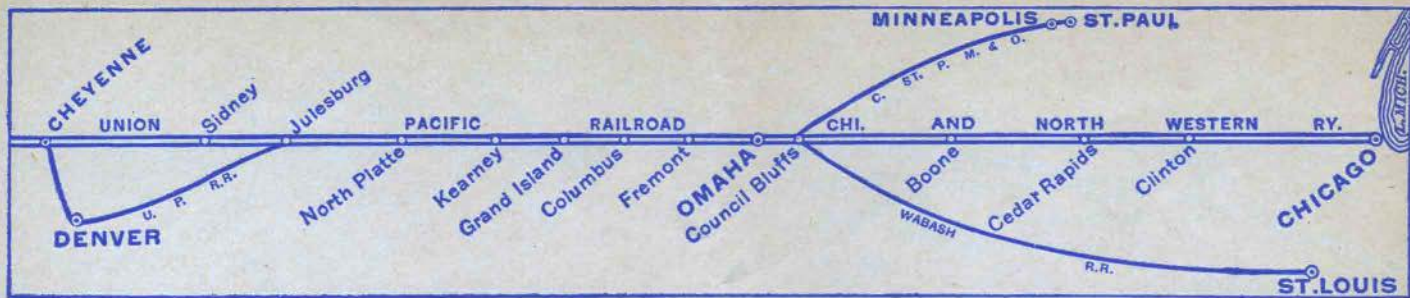
No. 21 to Green River; No. 15 to Portland
Cars from Chicago run via C. & N. W. to Omaha; thence U. P.
Club Lounge Cars... Chicago to Green River; Pocatello to Pendleton.
Observation Sleeping Car... Pocatello to Portland (No. 17 from Denver).
Standard Sleeping Cars... Chicago to Portland—10 Sections, D. R., Compt.
Pocatello to Spokane—12 Sections, D. R. (No. 33 from Salt Lake City; No. 66 north of Pendleton).
Pocatello to Portland—10 Sections, 3 Double Bedrooms (No. 17 from Denver).
Tourist Sleeping Cars... Chicago to Portland—16 Sections.
Omaha to Portland—14 Sections.
Reclining Seat Coaches... Chicago and Omaha to Portland.
Dining Car... Meal service.

(C.T.) Central time. (M.T.) Mountain time. (P.T.) Pacific time.
Time from 12.01 midnight to 12.00 noon shown in light face type.
Time from 12.01 noon to 12.00 midnight shown in heavy face type.

Plan to Visit
POCATELLO'S
Annual Rodeo and Indian Ceremonial
July 12, 13, 14, 1946
Go Via Union Pacific

Footnotes for Page 8

- ★ Regularly assigned through cars air-conditioned. (f) Stops only on signal.
- Makes 5 round trips each month. See page 3 for sailing dates and schedule.
- * Regular Daily train No. 407. □ Runs via Borie Cut-off; not via Cheyenne.
- West Yellowstone, Montana, is gateway to Yellowstone National Park. 1946 Park Season is from June 20 to September 10.



SEATTLE and PORTLAND to CHICAGO via Omaha

Table C
Condensed Schedules.

	Streamliner City of Portland 106 Example	Portland Rose 12-2 Daily Example	Pacific (Challenger Service) 16-22 Daily Example
Union Pacific			
Lv Seattle (P.T.)	\$ 12.01 SUN	11.30 SAT	4.00 SUN
" Tacoma	\$ 12.57 "	1.00 SUN	5.15 "
Ar Portland	\$ 4.35 SUN	6.45 SUN	9.00 SUN
Pacific			
Lv Portland	4.45 SUN	9.00 SUN	9.30 SUN
" Hood River		10.42 "	10.58 "
" The Dalles		11.20 "	11.35 SUN
" Arlington		12.28 "	12.38 MON
" Pendleton	8.42 SUN	2.30 "	2.30 "
" La Grande		5.15 "	5.20 "
" Baker		6.28 "	6.37 "
Ar Huntington (P.T.)	1.13 MON	7.50 "	8.00 "
Lv Huntington (M.T.)	2.15 "	9.00 "	9.10 "
" Nampa		11.10 "	11.10 "
" Boise	3.57 MON	11.50 SUN	11.45 "
" Glens Ferry		1.50 MON	1.35 "
Ar Shoshone		3.00 MON	2.45 MON
C. & N. W.			
Lv Shoshone			
Ar Sun Valley			
Lv Sun Valley			
Ar Shoshone			
Lv Shoshone		3.00 MON	2.45 MON
" Minidoka		4.00 "	3.45 "
Ar Pocatello	7.55 MON	5.15 MON	4.55 MON
Ar West Yellowstone			7.00 TUE
Lv West Yellowstone		7.15 SUN	
Lv Pocatello	8.05 MON	5.35 MON	5.15 MON
" Montpelier		7.50 "	7.35 "
" Kemmerer		9.31 "	9.16 "
Ar Green River	12.32 "	11.00 "	10.45 MON
" Rock Springs		f 11.56 "	12.21 TUE
" Rawlins	2.49 "	2.06 "	2.42 "
" Laramie	4.47 "	4.25 "	5.15 "
Ar Cheyenne	6.08 MON	5.55 MON	6.55 TUE
Ar Denver		8.30 MON	10.45 TUE
Ar Kansas City (C.T.)		8.35 TUE	
Ar St. Louis (Wab.) (C.T.)		1.40 TUE	
Lv Cheyenne	6.18 MON	6.25 MON	7.20 TUE
Ar Sidney	7.44 "	8.06 "	9.30 "
Ar North Platte (M.T.)	9.28 "	10.13 "	12.15 "
Lv North Platte (C.T.)	10.29 MON	11.20 MON	1.25 "
Ar Kearney	12.59 "	f 12.45 TUE	3.27 "
" Grand Island	12.14 TUE	f 1.31 "	4.35 "
" Columbus		f 2.31 "	f 6.06 "
" Fremont		f 3.15 "	f 7.08 "
Ar Omaha	2.20 TUE	4.05 TUE	8.10 TUE
Lv Omaha	2.30 TUE	4.25 TUE	9.00 TUE
Ar Chicago (C.T.)	10.15 TUE	2.05 TUE	8.30 WED
Lv Omaha (Wab.)			8.20 TUE
Ar St. Louis			7.55 WED

Equipment for Page 9

★ NO. 106—Streamliner CITY OF PORTLAND

Leave Seattle and Portland 1st, 7th, 13th, 19th and 25th of each month
Arrive Chicago via C. & N. W. Ry.

Club Lounge (Copper King) Portland to Chicago (radio).
Standard Sleeping Cars... Portland to Chicago—1 Compartment, 8 Double Bedrooms (2 cars).
Portland to Chicago—11 Enclosed Sections (2 cars).
Portland to Chicago—11 Open Sections (4 cars).
Coaches... Portland to Chicago (3 cars—one with 38 and two with 48 reclining seats—all reserved).
Coffee Shop Dining Car... Portland to Chicago. Low cost meals for coach passengers.
Main Dining Car... Portland to Chicago. Regular meal service.

★ NO. 12-2—PORTLAND ROSE—DAILY

No. 12 to Green River; No. 2 to Chicago

Cars to Chicago run via C. & N. W. east of Omaha

Club Lounge Car Service... Portland to Chicago.
Standard Sleeping Cars... Portland to Chicago—2 drawing-rooms, 4 Compartments, 4 Double Bedrooms.
Portland to Chicago—6 Sections, 6 Roomettes, 4 Double Bedrooms.
Portland to Cheyenne—6 Sections, 6 Roomettes, 4 Double Bedrooms (U.P.-Wab. 10 to St. Louis).
Portland to Salt Lake—6 Sections, 6 Roomettes, 4 Double Bedrooms (No. 32 south of Pocatello).
West Yellowstone to Chicago—10 Sections, D. R., Compts. (No. 36 to Pocatello—season only).
Boise to Salt Lake—10 Sections, D. R., Compt. (No. 32 south of Pocatello).
Reclining Seat Coaches... Portland to Chicago (48 seats—all reserved).
Portland to Green River.
Portland to Cheyenne (U.P.-Wab. 10 to St. Louis—48 seats—all reserved).
Dining Car... Meal service.

★ NO. 16-22—PACIFIC—CHALLENGER SERVICE—DAILY

No. 16 to Green River; No. 22 to Chicago

Cars to Chicago run via C. & N. W. east of Omaha

Club Lounge Cars... Pendleton to Pocatello; Green River to Chicago.
Standard Sleeping Cars... Portland to Chicago—10 Sections, D. R., Compt. Pendleton to Salt Lake—12 Sections, D. R. (No. 65 from Spokane; No. 34 south of Pocatello).
Tourist Sleeping Cars... Portland to Chicago—16 Sections.
Portland to Omaha—3 Sections.
Pendleton to Salt Lake City—14 Sections (No. 65 from Spokane; No. 34 south of Pocatello).
Reclining Seat Coaches... Portland to Omaha and Chicago.
Pendleton to Salt Lake (No. 65 from Spokane; No. 34 south of Pocatello).
Dining Car... Meal service.

Footnotes for Page 9

● Makes 5 round trips each month. See page 3 for sailing dates and schedule.

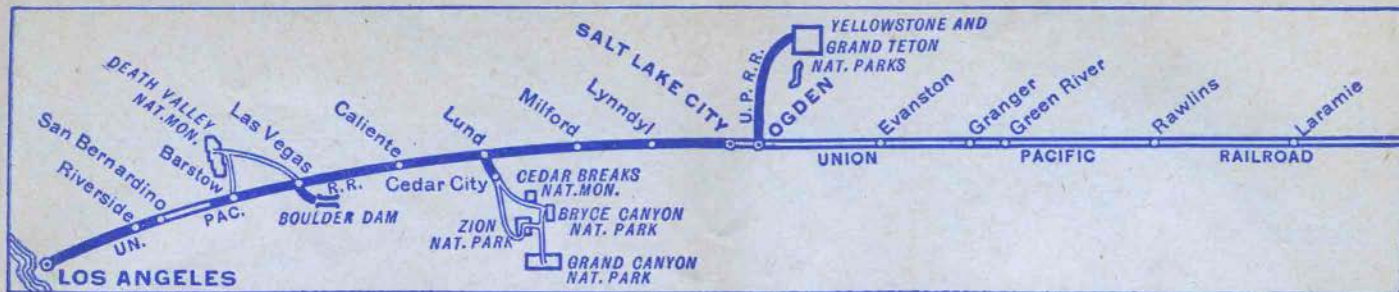
★ Regular Daily train No. 408.

■ West Yellowstone, Montana, is gateway to Yellowstone National Park. 1946 Park Season is from June 20 to September 10.

★ Regularly assigned through cars air-conditioned. (f) Stops only on signal.
(C.T.) Central time. (M.T.) Mountain time. (P.T.) Pacific time.

Time from 12.01 midnight to 12.00 noon shown in light face type.

Time from 12.01 noon to 12.00 midnight shown in heavy face type.



ST. LOUIS and KANSAS CITY to LOS ANGELES via Denver

Table D
Condensed Schedules
All Trains Daily

	Streamliner City of St. L. -L.A. Ltd. 9-1 Example	Pony Express 37 Example
Lv St. Louis (Wabash) (C. T.)	3.30 SUN	3.30 SUN
Ar Kansas City	8.25 SUN	8.25 SUN
Lv Kansas City (Union Pacific)	8.45 SUN	11.30 SUN
Ar Lawrence	9.00 " "	12.30 MON
Ar Topeka	9.55 " "	1.10 " "
Ar Manhattan	10.42 " "	2.30 " "
Ar Junction City	11.05 " "	3.25 " "
Ar Salina (O.T.)	11.55 SUN	5.00 " "
Ar Ellis (M.T.)	12.55 MON	7.20 " "
Ar Oakley	2.11 " "	9.10 " "
Ar Denver	6.45 " "	3.30 " "
Lv Denver	7.00 " "	6.00 " "
Ar La Salle	7.49 " "	6.51 MON
Lv Cheyenne	9.20 " "	Via Borie Cut-off
Ar Cheyenne	10.00 " "	9.30 MON
Ar Laramie	11.32 " "	11.55 MON
Ar Rawlins	1.55 " "	2.45 TUE
Ar Green River	4.40 " "	4.54 " "
Ar Evanston	6.46 " "	6.40 " "
Ar Ogden	8.25 " "	7.05 " "
Lv Ogden	8.40 " "	7.55 " "
Ar Salt Lake City	9.30 " "	8.45 " "
Lv Salt Lake City	9.45 MON	1.50 TUE
Ar Milford	1.40 TUE	2.50 TUE
Ar Lund		4.10 TUE
Ar Cedar City	<i>(Bryce-Grand Canyon- Zion Nat. Parks- Cedar Breaks-Kaibab Forest)</i>	1.35 TUE
Lv Cedar City		2.50 TUE
Lv Lund		5.15 " "
Ar Caliente (M.T.)	4.20 TUE	7.45 TUE
Ar Las Vegas (P.T.)	6.15 " "	1.25 WED
Ar Barstow	10.25 " "	4.10 " "
Ar San Bernardino	12.25 " "	6.30 " "
Ar Riverside	12.55 " "	7.00 WED
Ar East Los Angeles	2.05 " "	
Ar Los Angeles (P.T.)	2.20 TUE	
Ar Pasadena	2.45 TUE	7.20 WED
Ar Glendale	3.15 " "	7.50 " "
Ar Anaheim	3.15 " "	7.50 " "
Ar Long Beach	3.05 " "	7.45 " "
Ar San Pedro (P.T.)	3.35 TUE	8.15 WED

Equipment for Page 10

★ NO. 9-1—Streamliner CITY OF ST. LOUIS— LOS ANGELES LIMITED—DAILY

Wabash 9 to Kansas City; U. P. 9 to Cheyenne; No. 1 to Los Angeles
Club Lounge Car Service...St. Louis to Los Angeles.
Standard Sleeping Cars...St. Louis to Los Angeles—6 Sections, 6 Roomettes, 4 Double Bedrooms.
St. Louis to Cheyenne—6 Sections, 6 Roomettes, 4 Double Bedrooms (No. 27 to San Francisco).
St. Louis to Green River—6 Sections, 6 Roomettes, 4 Double Bedrooms (No. 11 to Portland).
St. Louis to Denver—2 Drawing Rooms, 4 Compartments, 4 Double Bedrooms.
Kansas City to Denver—6 Sections, 6 Roomettes, 4 Double Bedrooms.
Reclining Seat Coaches...St. Louis to Los Angeles (48 seats—all reserved).
St. Louis to Green River (48 seats—all reserved—No. 11 to Portland).
St. Louis to Cheyenne (48 seats—all reserved).
Dining Car...Meal service.

★ NO. 37—PONY EXPRESS—DAILY

Club Lounge Car...Denver to Los Angeles.
Standard Sleeping Cars...Kansas City to Los Angeles—12 Sections, D. R., 4 Double Bedrooms.
Butte to Los Angeles—10 Sections, D. R., Compts. (No. 30 to Salt Lake City).
Ogden to Los Angeles—12 Sections, D. R. (No. 21 from Chicago).
Las Vegas to Los Angeles—10 Sections, D. R., Compts.
Tourist Sleeping Cars...Kansas City to Ogden—16 Sections (S.P. 23 to San Francisco).
Kansas City to Los Angeles—14 Sections.
Reclining Seat Coaches...Kansas City and Denver to Los Angeles.
Salt Lake to Los Angeles (No. 7 from Chicago).
Kansas City to Ogden (S.P. No. 23 to San Francisco).
Women-Childrens Coach...Salt Lake to Los Angeles (reclining seats) (No. 7 from Chicago).
Dining Car...Meal service.


Footnotes for Page 10

- ★ Regularly assigned through cars air-conditioned. (f) Stops only on signal.
 - ▲ Motor bus between Lund and Cedar City. (C) Conditional stop; consult agent.
 - ◆ Motor Bus connections with main line trains at East Los Angeles.
- (C.T.) Central time. (M.T.) Mountain time. (P.T.) Pacific time.
Time from 12.01 midnight to 12.00 noon shown in light face type.
Time from 12.01 noon to 12.00 midnight shown in heavy face type.



Union Pacific Motor Coach Service TO AND FROM EAST LOS ANGELES, CALIF.

- The Union Pacific maintains a passenger station at East Los Angeles, from which it operates motor coaches direct to Glendale, Pasadena, Alhambra, San Pedro, Long Beach, Anaheim, Fullerton, La Habra, Whittier and intermediate points. See Tables on next page for local schedules of all motor coaches.
- Passengers ticketed for those places may leave train at East Los Angeles where waiting motor coaches will take them direct to destination without extra charge. Baggage too, can be checked through to any of those places. These motor coaches also deliver eastbound passengers to the East Los Angeles station.



LOS ANGELES to KANSAS CITY and ST. LOUIS via Denver

Table No. D Condensed Schedules. All Trains Daily.		L. A. Ltd.- Streamliner City of St. L. 2-10 Example	Pony Express 38 Example			
Lv San Pedro.. (P. T.)	9.45	SUN	6.30	SUN		
Lv Long Beach	10.15	"	7.15	"		
Lv Anaheim	10.15	"	7.15	"		
Lv Glendale	10.00	"	7.00	"		
Lv Pasadena	10.40	SUN	7.40	SUN		
Lv Los Angeles	11.30	SUN	8.30	SUN		
East Los Angeles	11.50	"	8.50	"		
Riverside	12.55	"	10.10	"		
San Bernardino	1.20	"	10.40	SUN		
Barstow	3.20	"	12.50	MON		
Las Vegas (P.T.)	7.30	"	5.35	"		
Lv Caliente (M.T.)	11.35	SUN	10.05	"		
Ar Lund	12.15	MON	12.15	MON		
Ar Cedar City			1.25	MON		
Lv Cedar City			11.00	MON		
Lv Lund	12.15	MON	12.15	MON		
Ar Milford	2.20	MON	1.10	"		
Ar Salt Lake City	6.15	"	5.30	"		
Lv Salt Lake City	6.30	"	6.10	"		
Ar Ogden	7.20	"	7.00	"		
Lv Ogden	7.35	"	7.30	"		
Ar Evanston	9.17	"	9.14	"		
Green River	11.20	"	11.25	MON		
Rawlins	2.06	"	2.20	TUE		
Laramie	4.26	"	4.50	"		
Ar Cheyenne	5.55	"	Runs Via			
Lv Cheyenne	6.15	"	Borle			
Ar La Salle			Cut-off			
Lv Denver	8.30	"	8.35	TUE		
Ar Denver	8.45	MON	9.05	"		
Ar Oakley	12.53	TUE	2.13	"		
Ellis (M.T.)	3.10	"	4.55	"		
Salina (C.T.)	5.00	"	7.20	"		
Junction City	6.00	"	8.30	"		
Manhattan	6.32	"	9.08	"		
Topeka	7.25	"	10.19	"		
Lawrence			10.38	"		
Ar Kansas City	8.35	TUE	11.25	TUE		
Lv Kansas City (Wabash)	8.50	TUE	11.55	TUE		
Ar St. Louis (C.T.)	1.40	TUE	7.30	WED		

Equipment for Page 11

★ NO. 2-10—LOS ANGELES LIMITED—
Streamliner—CITY OF ST. LOUIS—DAILY

No. 2 to Cheyenne; No. 10 to Kansas City; Wabash 10 to St. Louis

Club Lounge Car Service... Los Angeles to St. Louis.
Standard Sleeping Cars... Los Angeles to St. Louis—6 Sections, 6 Roomettes, 4 Double Bedrooms.
Denver to St. Louis—2 Drawing Rooms, 4 Compartments, 4 Double Bedrooms.
Denver to Kansas City—6 Sections, 6 Roomettes, 4 Double Bedrooms.
Green River to St. Louis—6 Sections, 6 Roomettes, 4 Double Bedrooms (No. 12 from Portland).
Cheyenne to St. Louis—6 Sections, 6 Roomettes, 4 Double Bedrooms (No. 28 from San Francisco).
Reclining Seat Coaches... Los Angeles to St. Louis (48 seats—all reserved).
Green River to St. Louis (48 seats—all reserved—No. 12 from Portland).
Cheyenne to St. Louis (48 seats—all reserved).
Dining Car... Meal service.

★ NO. 38—PONY EXPRESS—DAILY

Club Lounge Car... Los Angeles to Denver.
Standard Sleeping Cars... Los Angeles to Kansas City—12 Sections, D. R. Los Angeles to Ogden—12 Sec., D. R. (22 to Chicago). Los Angeles to Butte—10 Sec., 3 Double Bedrooms; (No. 29 north of Salt Lake City). Los Angeles to Las Vegas—10 Sections, D. R., Compts. Salt Lake City to Denver—6 Sections, 6 Roomettes, 4 Double Bedrooms.
Ogden to Denver—12 Sections, D. R. (S.P. 24 from San Francisco).
Tourist Sleeping Cars... Los Angeles to Kansas City—14 Sections (No. 8 to Salt Lake City).
Ogden to Kansas City—16 Sections (S.P. 24 from San Francisco).
Reclining Seat Coaches... Los Angeles to Denver and Kansas City. Los Angeles to Salt Lake (No. 8 to Chicago).
Ogden to Kansas City (S.P. 24 from San Francisco).
Women-Childrens Coach... Los Angeles to Salt Lake (reclining seats) (No. 8 to Chicago).
Dining Car... Meal service.

East Los Angeles — Pasadena — Glendale

Table No. D-1 Pacific Time					Table No. D-3 Pacific Time									
Motor Bus C107	Motor Bus A1-103	Motor Bus C103	Motor Bus C101	Motor Bus C143	Motor Bus 144	Motor Bus C104	Motor Bus C102	Motor Bus D1-104	Motor Bus 108	Motor Bus C344	Motor Bus C304	Motor Bus C302	Motor Bus D3-104	Motor Bus 308
6.45	9.00	10.05	2.10	7.25	7.50	9.50	11.20	4.20	8.20	7.50	9.50	11.20	4.20	8.20
7.20	9.35	10.40	2.45	8.00	7.10	9.10	10.40	3.40	7.40	7.30	9.30	11.00	4.00	8.00
7.45	10.00	11.05	3.10	8.25	6.45	8.40	10.10	3.10	7.10	7.10	9.10	10.40	3.40	7.40
7.50	10.05	11.10	3.15	8.30	6.35	8.30	10.00	3.00	7.00	6.55	8.55	10.25	3.25	7.25
										6.45	8.45	10.15	3.15	7.15

East Los Angeles — Long Beach — San Pedro

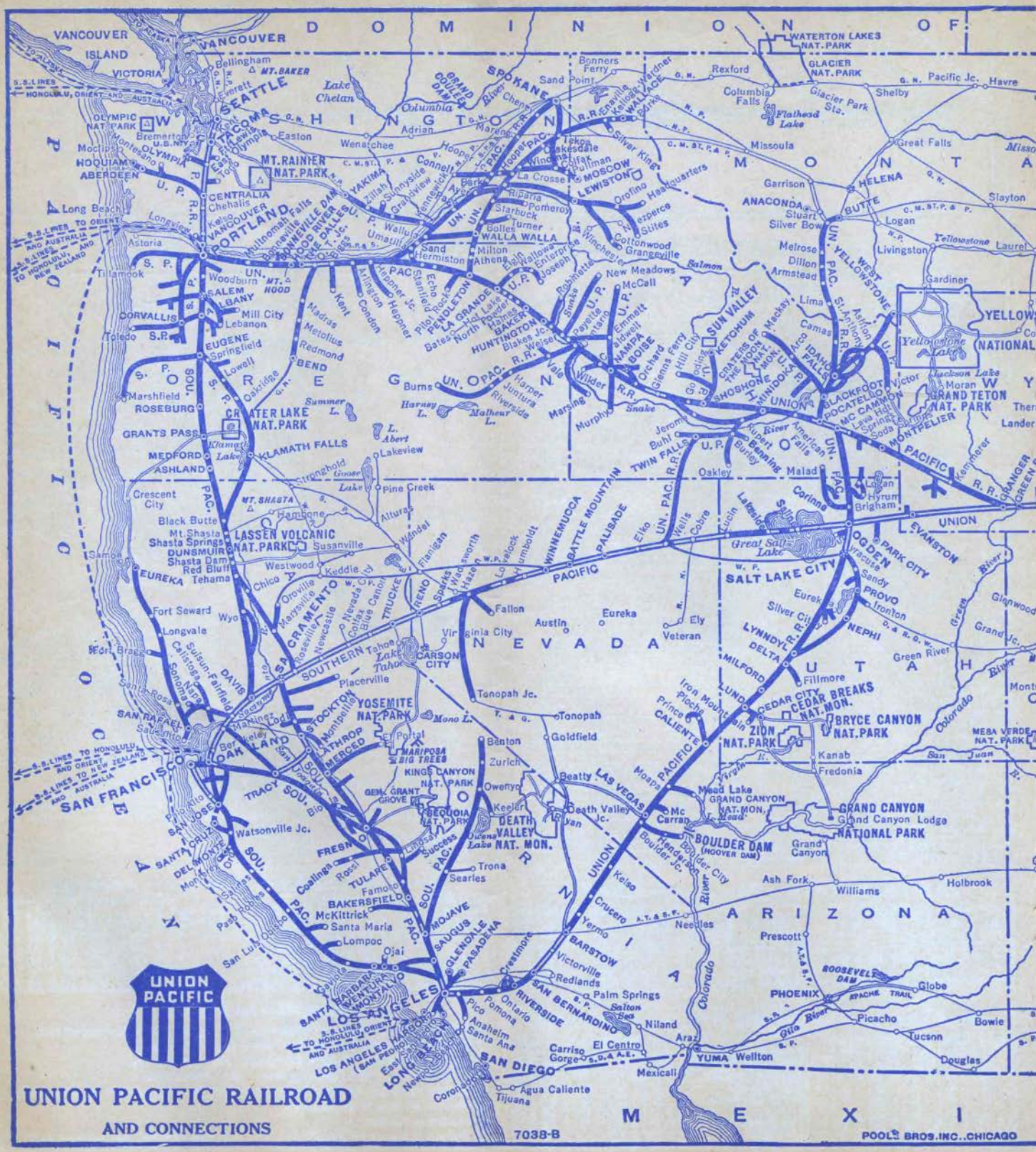
Table No. D-2 Pacific Time					Table No. D-3 Pacific Time									
Motor Bus 207	Motor Bus A2-103	Motor Bus C203	Motor Bus C201	Motor Bus C243	Motor Bus 244	Motor Bus C204	Motor Bus C202	Motor Bus D2-104	Motor Bus 208	Motor Bus C344	Motor Bus C304	Motor Bus C302	Motor Bus D3-104	Motor Bus 308
6.45	9.00	10.05	2.10	7.25	7.50	9.50	11.20	4.20	8.20	7.50	9.50	11.20	4.20	8.20
										7.30	9.30	11.00	4.00	8.00
										7.10	9.10	10.40	3.40	7.40
										6.55	8.55	10.25	3.25	7.25
										6.45	8.45	10.15	3.15	7.15
										6.20	8.20	9.45	2.45	6.30

East Los Angeles — Whittier — Anaheim

Table No. D-3 Pacific Time				
Motor Bus C307	Motor Bus A3-103	Motor Bus C303	Motor Bus C301	Motor Bus C343
6.45	9.00	10.05	2.10	7.25
7.05	9.20	10.25	2.30	7.45
7.25	9.40	10.45	2.50	8.05
7.40	9.55	11.00	3.05	8.20
7.50	10.05	11.10	3.15	8.30

Footnotes for Page 11

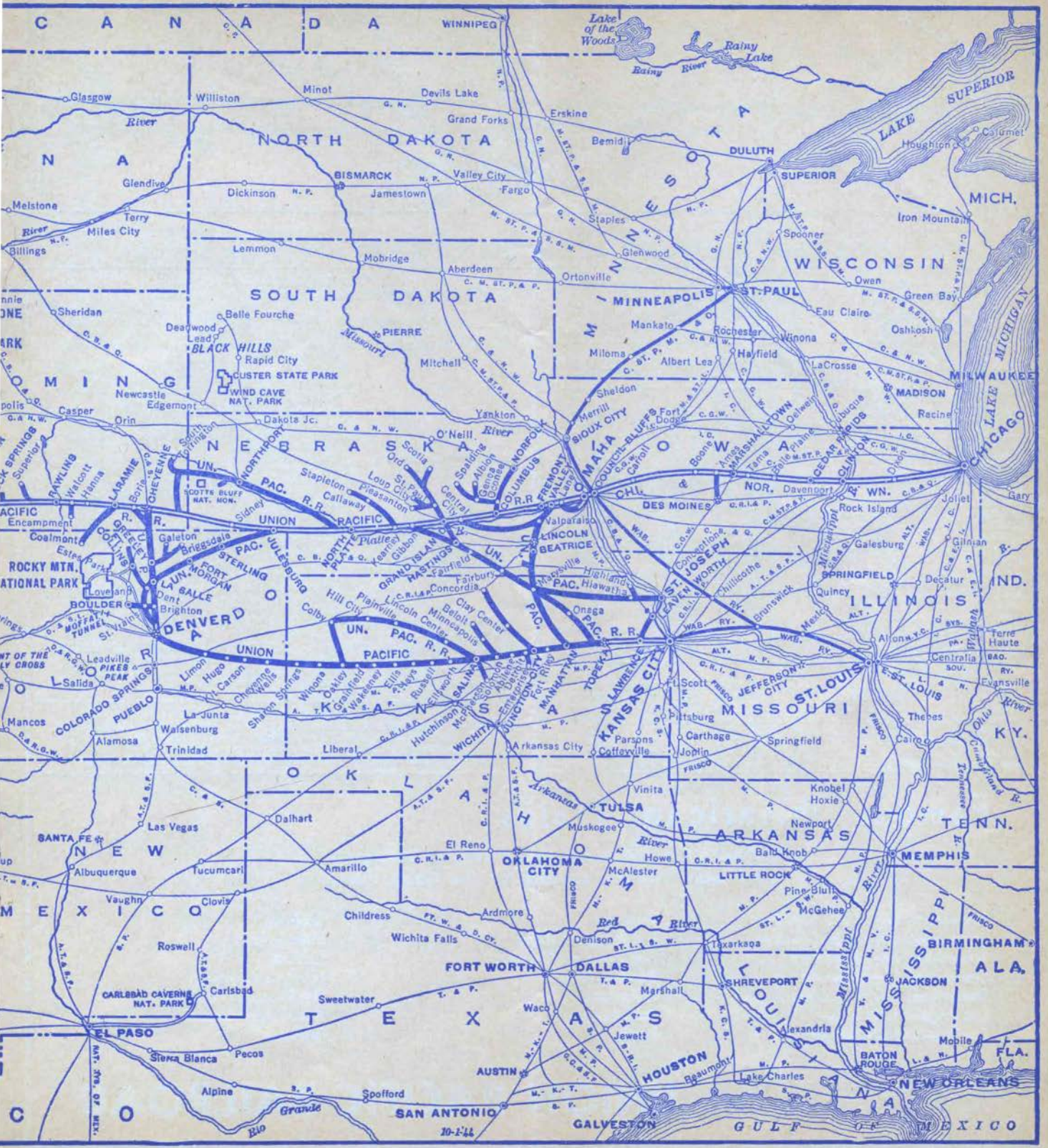
★ Regularly assigned through cars air-conditioned. Conditional stop; consult agent.
♦ Motor Bus connections with main line trains at East Los Angeles.
(F) Stops only on signal. (*) Motor Bus between Lund and Cedar City.
(C.T.) Central Time. (M.T.) Mountain Time. (P.T.) Pacific Time.
(A) Operates on the 2nd, 5th, 8th, 11th, 14th, 17th, 20th, 23rd, 26th and 29th day of the month.
(B) Stops to take on or let off passengers.
(C) Operates on call only.
(D) Operates on call on 3rd, 6th, 9th, 12th, 15th, 18th, 21st, 24th, 27th and last day of month.

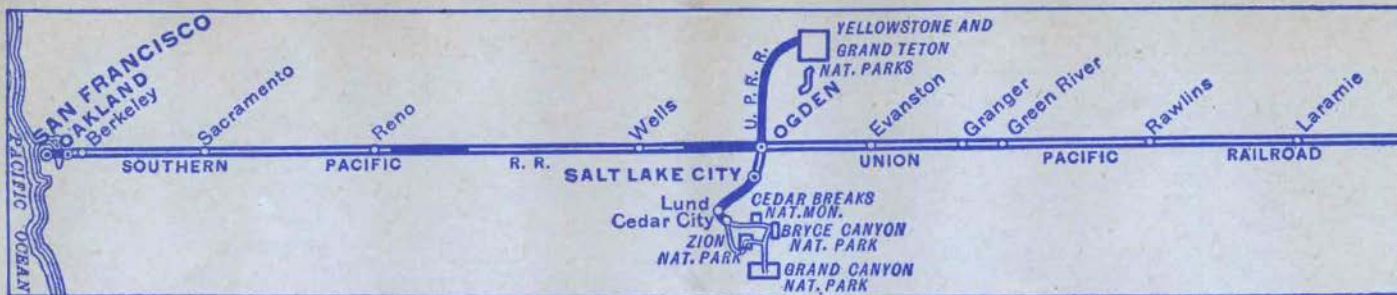


UNION PACIFIC RAILROAD
AND CONNECTIONS

7038-B

POOL & BROS. INC., CHICAGO





ST. LOUIS and KANSAS CITY to SAN FRANCISCO via Denver

Table E

 Condensed Schedules
All Trains Daily

	Streamliner City of St.L.- San Francisco Overland 9-27 Example	Pony Express- Pacific 37-21 Example	Pony Express- San Fran. Challenger 37-23 Example
Wabash			
Lv St. Louis (O.T.)	3.30 SUN	3.30 SUN	3.30 SUN
Ar Kansas City	8.25 SUN	8.25 SUN	8.25 SUN
Union Pacific			
Lv Kansas City	8.45 SUN	11.30 SUN	11.30 SUN
Ar Lawrence	9.00 MON	12.30 MON	12.30 MON
Topeka	9.55 "	1.10 "	1.10 "
Manhattan	10.42 "	2.30 "	2.30 "
Junction City	11.05 "	3.25 "	3.25 "
Salina (O.T.)	11.55 SUN	5.00 "	5.00 "
Ellis (M.T.)	12.55 MON	7.20 "	7.20 "
Oakley	2.11 "	9.10 "	9.10 "
Ar Denver	6.45 "	3.30 "	3.30 "
Ar Denver	7.00 "	6.00 "	6.00 MON
La Salle	f 7.48 "	6.51 "	6.51 "
Groesley	8.02 "	7.05 MON	7.05 MON
Ar Cheyenne	9.20 "	Via Bozje	Via Bozje
Lv Cheyenne	9.55 "	Cut-off	Cut-off
Lv Laramie	11.25 "	11.55 MON	11.55 MON
Rawlins	1.47 "	9.30 MON	9.30 MON
Rock Springs	f 3.58 "	2.10 TUE	2.10 TUE
Green River	4.35 "	2.45 "	2.45 "
Evanston	6.37 "	4.54 "	4.54 "
Ar Ogden (M.T.)	8.20 MON	6.40 TUE	6.40 TUE
Lv Salt Lake City (M.T.)	7.20 MON	7.20 TUE	7.20 TUE
Southern Pacific			
Lv Ogden (P.T.)	7.40 MON	7.30 TUE	8.00 TUE
Ar Reno	6.30 TUE	8.55 "	9.45 "
Truckee	7.28 "	10.05 TUE	11.00 TUE
Sacramento	11.30 "	3.45 WED	4.25 WED
Berkeley	1.28 "	6.45 "	7.09 "
Oakland (16th St.)	1.42 "	7.05 "	7.27 "
Oakland Pier	1.50 "	7.15 "	7.35 "
Ar San Francisco (P.T.)	2.20 TUE	7.50 WED	8.20 WED

Equipment for Page 14

★ NO. 9-27—Streamliner—CITY OF ST. LOUIS—

SAN FRANCISCO OVERLAND—DAILY

 Wabash 9 to Kansas City; 9 to Cheyenne; 27 to Ogden; S. P. 27 to San Francisco.
Club Lounge Car Service...St. Louis to San Francisco.
Standard Sleeping Cars...St. Louis to San Francisco—6 Sections, 6 Roomettes,
4 Double Bedrooms.

 St. Louis to Cheyenne—6 Sections, 6 Roomettes, 4
Double Bedrooms (No. 1-11 to Portland).

 St. Louis to Cheyenne—6 Sections, 6 Roomettes, 4
Double Bedrooms (No. 1 to Los Angeles).

 St. Louis to Denver—2 Drawing Rooms, 4 Compart-
ments, 4 Double Bedrooms.

 Kansas City to Denver—6 Sections, 6 Roomettes, 4
Double Bedrooms.

 Reclining Seat Coaches...St. Louis to Cheyenne (48 reclining seats—all reserved
—2 cars—1 to Los Angeles, 1 to Portland).

St. Louis to Cheyenne (48 reclining seats—all reserved).

 Cheyenne to San Francisco (No. 27 from Chicago—all
seats reserved).

Dining Car...Meal service.

★ NO. 37-21—PONY EXPRESS—PACIFIC—DAILY

No. 37 to Ogden; S. P. No. 21 to San Francisco

Club Lounge Car Service...Denver to San Francisco.

 Standard Sleeping Cars...Kansas City to Ogden—12 Sections, D. R. (No. 37
to Los Angeles).

Denver to San Francisco—12 Sections, D. R.

 Salt Lake City to San Francisco—10 Sections, D. R.,
Compts. (2 cars—No. 47 to Ogden).

Reclining Seat Coach...Kansas City to Ogden (S. P. 23 to San Francisco).

Dining Car...Meal service.

★ NO. 37-23—PONY EXPRESS—SAN FRAN. CHALLENGER—DAILY

No. 37 to Ogden; S. P. No. 23 to San Francisco

Tourist Sleeping Car...Kansas City to San Francisco—16 Sections.

Reclining Seat Coaches...Kansas City to San Francisco.

Dining Car...Meal service.

Footnotes for Page 14

★ Regularly assigned through cars air-conditioned. ☐ Conditional stop; consult agent.

(C.T.) Central Time. (M.T.) Mountain time. (P.T.) Pacific time.

Time from 12.01 midnight to 12.00 noon shown in light face type.

Time from 12.01 noon to 12.00 midnight shown in heavy face type.

Famous American Trains


Among the well-known named trains of this country
are many that are operated by the Union Pacific.

 Streamliner, City of Los Angeles
Streamliner, City of San Francisco
Streamliner, City of Portland
Streamliner, City of Denver
Streamliner, City of St. Louis
Los Angeles Challenger
San Francisco Challenger

 Transcon
Los Angeles Limited
San Francisco Overland
Portland Rose
Columbine
Pony Express
Pacific

 Spokane
Butte Special
Utah
Northwest Special
San Francisco Pacific
Yellowstone Special
Idahoan

UNION PACIFIC RAILROAD



SAN FRANCISCO to KANSAS CITY and ST. LOUIS via Denver

Table E Condensed Schedules All Trains Daily	San Francisco Overland- Streamliner City of St. Louis 28-10 Example		Pacific- Pony Express 22-38 Example		San Fran. Challenger- Pony Express 24-38 Example	
	Time	Day	Time	Day	Time	Day
Southern Pacific						
Lv San Francisco (P.T.)..	11.30	SUN	8.00	SUN	8.00	SUN
" Oakland Pier	12.01	"	8.35	"	8.35	"
" Oakland (16th St.)	12.09	"	8.45	"	8.45	"
" Berkeley	12.19	"	8.57	"	8.57	"
" Sacramento	2.20	"	11.59	SUN	11.40	SUN
" Truckee	6.29	"	f 4.43	MON	f 4.23	MON
" Reno	7.30	SUN	6.00	"	5.40	"
Ar Ogden (P.T.)	6.15	MON	6.00	MON	5.40	MON
Union Pacific						
Ar Salt Lake City	8.15	MON	8.15	MON	8.15	MON
Wabash						
Lv Kansas City	8.50	TUE	11.55	TUE	11.55	TUE
Ar St. Louis (C.T.)	1.40	TUE	7.30	WED	7.30	WED

Equipment for Page 15

★ NO. 28-10—SAN FRANCISCO OVERLAND—

Streamliner CITY OF ST. LOUIS—DAILY
S. P. No. 28 to Ogden; 28 to Cheyenne; 10 to Kansas City; Wabash 10 to St. Louis
Club Lounge Car Service... San Francisco to St. Louis.
Standard Sleeping Cars... San Francisco to St. Louis—6 Sections, 6 Roomettes, 4 Double Bedrooms.
Cheyenne to St. Louis—6 Sections, 6 Roomettes, 4 Double Bedrooms (No. 2 from Los Angeles).
Cheyenne to St. Louis—6 Sections, 6 Roomettes, 4 Double Bedrooms (No. 12-2 from Portland).
Denver to St. Louis—2 Drawing Rooms, 4 Compartments, 4 Double Bedrooms.
Denver to Kansas City—6 Sections, 6 Roomettes, 4 Double Bedrooms.
Reclining Seat Coaches... San Francisco to Cheyenne (all seats reserved). (No. 28 to Chicago).
Cheyenne to St. Louis (48 seats—all reserved—3 cars—1 each from Cheyenne, Los Angeles and Portland).
Dining Car..... Meal service.

★ NO. 22-38—PACIFIC—PONY EXPRESS

S. P. No. 22 to Ogden; No. 38 to Kansas City
Club Lounge Car Service... San Francisco to Denver.
Standard Sleeping Cars... San Francisco to Denver—12 Sections, D. R. Ogden to Kansas City—12 Sections, D. R. (No. 38 from Los Angeles).
San Francisco to Salt Lake City—10 Sections, D. R., Compts. (2 cars—No. 48 south of Ogden).
Dining Car..... Meal service.

★ NO. 24-38—SAN FRAN. CHALLENGER—PONY EXPRESS—DAILY

S. P. No. 24 to Ogden; No. 38 to Kansas City
Tourist Sleeping Car..... San Francisco to Kansas City—16 Sections.
Reclining Seat Coach..... San Francisco to Kansas City.
Dining Car..... Meal service.

Footnotes for Page 15


- ★ Regularly assigned through cars air-conditioned. (f) Stops only on signal.
(C.T.) Central time. (M.T.) Mountain time (P.T.) Pacific time.
Time from 12.01 midnight to 12.00 noon shown in light face type.
Time from 12.01 noon to 12.00 midnight shown in heavy face type.

Three-in-one Vacation Trip Supreme . . .

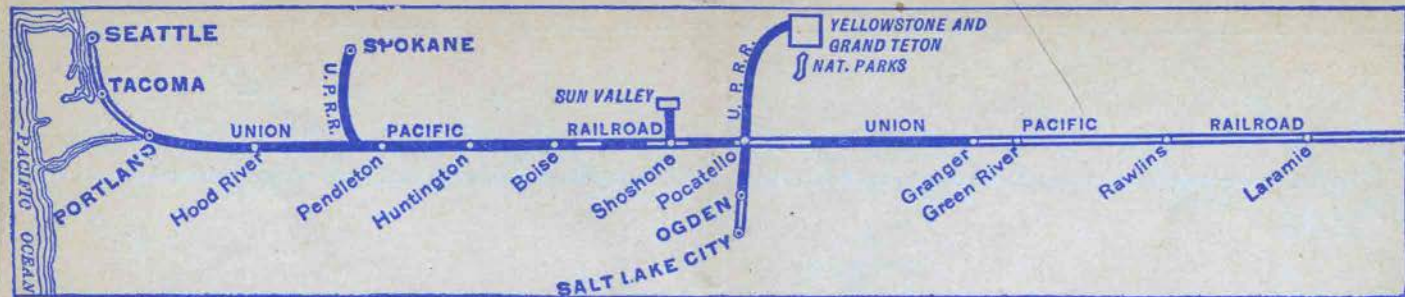
- ZION NATIONAL PARK
- GRAND CANYON NATIONAL PARK
- BRYCE CANYON NATIONAL PARK

• Cedar City, Utah is an overnight rail trip South from Salt Lake City. From this point you can take any of several specially planned, inspiring all-expense motor bus tours to America's scenic wonderlands—Bryce, Zion and Grand Canyon National Parks. Trips range from one to five days in length—assuring you of at least one that will fit in perfectly with your travel plans.

Ask any Union Pacific agent or representative for information and literature about these regions.



The Queens Garden, Bryce Canyon National Park, Utah



ST. LOUIS and KANSAS CITY to PORTLAND and SEATTLE via Denver

Table F

 Condensed Schedules
All Trains Daily

	Streamliner City of St. L. Portland Rose 9-1-11 Example	Pony Express- Idahoan 37-17 Example		
Lv St. Louis (Wabash) (C.T.)	3.30 SUN	3.30 SUN		
Ar Kansas City	8.25 SUN	8.25 SUN		
Lv Kansas City (Union Pacific)	8.45 SUN	11.30 SUN		
Ar Lawrence	9.00 " "	12.30 MON		
Ar Topeka	9.53 " "	1.10 " "		
Ar Manhattan	10.42 " "	2.30 " "		
Ar Junction City	11.05 " "	3.25 " "		
Ar Sallina (C.T.)	11.55 SUN	5.00 " "		
Ar Ellis (M.T.)	12.55 MON	7.20 " "		
Ar Oakley	2.11 " "	9.10 " "		
Lv Denver	6.45 " "	3.30 " "		
Ar Denver	7.00 " "	5.05 MON		
Ar La Salle	7.49 " "	5.56 " "		
Ar Cheyenne	9.20 " "	Via Borle		
Lv Cheyenne	10.00 " "	Cut-off		
Ar Laramie	11.32 " "	8.40 MON		
Ar Rawlins	1.55 " "	11.05 MON		
Ar Green River	4.50 " "	2.05 TUE		
Ar Kemmerer	6.22 " "	3.40 " "		
Ar Pocatello	10.15 MON	7.45 TUE		
Ar West Yellowstone	7.00 TUE			
Lv West Yellowstone		7.15 MON		
Lv Pocatello	10.45 MON	8.15 TUE		
Ar Minidoka	12.03 TUE	9.40 " "		
Ar Shoshone	1.05 " "	10.55 TUE		
Lv Shoshone				
Ar Sun Valley				
Lv Sun Valley				
Ar Shoshone				
Lv Shoshone	1.05 TUE	10.55 TUE		
Ar Boise	4.30 " "	2.50 " "		
Ar Huntington (M.T.)	7.15 " "	6.30 " "		
Lv Huntington (P.T.)	6.25 " "	6.00 " "		
Ar Baker	7.45 " "	7.30 " "		
Ar Pendleton	11.45 " "	11.55 TUE		
Ar The Dalles	2.40 " "	3.55 WED		
Ar Hood River	3.23 " "	4.50 " "		
Ar Portland (P.T.)	4.55 TUE	6.50 WED		
Lv Portland	11.30 TUE	8.15 WED		
Ar Tacoma	5.00 WED	12.40 " "		
Ar Seattle (P.T.)	6.45 WED	2.00 WED		

*Sun Valley
will open
in Dec.
1946*
Equipment for Page 16

★ NO. 9-1-11—Streamliner CITY OF ST. LOUIS—

PORTLAND ROSE—DAILY

 Wabash 9 to Kansas City; 9 to Cheyenne; 1 to Green River; 11 to Portland.
Club Lounge Car Service. St. Louis to Portland.
Standard Sleeping Cars... St. Louis to Portland—6 Sections, 6 Roomettes, 4 Double Bedrooms.

St. Louis to Cheyenne—6 Sections, 6 Roomettes, 4 Double Bedrooms (No. 1 to Los Angeles).

St. Louis to Cheyenne—6 Sections, 6 Roomettes, 4 Double Bedrooms (No. 27 to San Francisco).

St. Louis to Denver—2 Drawing Rooms, 4 Compartments, 4 Double Bedrooms.

Kansas City to Denver—6 Sections, 6 Roomettes, 4 Double Bedrooms.

Cheyenne to West Yellowstone—10 Sections, D. R., Compts. (No. 1 from Chicago; 35 beyond Pocatello).

Pocatello to Portland—6 Sections, 6 Roomettes, 4 Double Bedrooms (No. 31 from Salt Lake).

Pocatello to Boise—10 Sections, D. R., Compt. (No. 31 from Salt Lake).

Reclining Seat Coaches... St. Louis to Portland (48 reclining seats—all reserved).

St. Louis to Cheyenne (48 reclining seats—all reserved—No. 1 to Los Angeles).

St. Louis to Cheyenne (48 reclining seats—all reserved).

Dining Car... Meal service.

★ NO. 37-17—PONY EXPRESS—IDAHOAN—DAILY

No. 37 to Denver; No. 17 to Portland

Observation Sleeping Car... Denver to Portland—10 Sec. (No. 15 beyond Pocatello).

Standard Sleeping Cars... Kansas City to Denver—12 Sections, D. R. (No. 37 to Los Angeles).

Denver to Portland—10 Sections, 3 Double Bedrooms (No. 15 west of Pocatello).

Salt Lake to Spokane—12 Sections, D. R., (No. 33 to Pocatello; No. 15 to Pendleton; No. 66 to Spokane).

Tourist Sleeping Cars... Kansas City to Denver—16 Sections (No. 37-23 to San Francisco).

Kansas City to Denver—14 Sec. (37 to Los Angeles).

Denver to Portland—16 Sections (2 cars).

Pocatello to Spokane—14 Sections (No. 33 from Salt Lake City, No. 66 north of Pendleton).

Reclining Seat Coaches... Kansas City to Denver to Portland.

Pocatello to Spokane (No. 33 from Salt Lake City; No. 66 north of Pendleton).

Dining Car... Meal service.

Footnotes for Page 16

★ Regularly assigned through cars air-conditioned. ☐ Conditional stop; consult agent.

★ West Yellowstone, Montana, is gateway to Yellowstone National Park. 1946 Park Season is from June 20 to September 10.

(C.T.) Central time. (M.T.) Mountain time. (P.T.) Pacific time.

Time from 12.01 midnight to 12.00 noon shown in light face type.

Time from 12.01 noon to 12.00 midnight shown in heavy face type.


WHEN YOU TRAVEL

• Save time and avoid inconvenience by going direct to a Union Pacific Railroad ticket office for information and reservations.

• Conditions today . . . with reconversion of industry . . . and military demobilization . . . have placed an unusually heavy burden on all railroad facilities. Our travel experts in the offices we maintain in many cities are in a position to give ample time and thought

to your requests and relieve you of the disadvantages of a "last minute" rush at train departure time.

• If you will telephone or drop in at the Union Pacific Railroad office nearest you, you will be given every possible assistance in the completion of your travel plans. We urge you to use this free service. Complete list of Union Pacific offices and addresses is shown on last page of this folder.



SEATTLE and PORTLAND to KANSAS CITY and ST. LOUIS via Denver

Table F
Condensed Schedules
All Trains Daily

Union Pacific		Portland Rose-Streamliner City of St. L. 12-2-10 Example	Idahoan-Pony Express 18-38 Example	
Lv	Seattle (P.T.)	11.30 SAT	12.01 SUN	
"	Tacoma	1.00 SUN	12.57 " "	
Ar	Portland	6.45 SUN	4.35 SUN	
Lv	Portland	9.00 SUN	6.30 SUN	
"	Hood River	10.42 " "	8.01 " "	
"	The Dalles	11.20 " "	8.45 " "	
"	Pendleton	2.30 " "	11.55 SUN	
"	Baker	6.28 " "	4.20 MON	
Ar	Huntington (P.T.)	7.50 " "	6.00 " "	
Lv	Huntington (M.T.)	9.00 " "	7.15 " "	
"	Boise	11.50 SUN	10.35 " "	
Ar	Shoshone	3.00 MON	2.05 MON	
Lv	Shoshone			
Ar	Sun Valley			
Lv	Sun Valley			
Ar	Shoshone			
		<i>Sun Valley will open in December 1946</i>		
Lv	Shoshone	3.00 MON	2.05 MON	
"	Minidoka	4.00 " "	3.20 " "	
Ar	Pocatello	5.15 MON	4.45 MON	
Ar	W. Yellowstone		7.00 TUE	
Lv	W. Yellowstone	7.15 SUN		
Lv	Pocatello	5.35 MON	5.20 MON	
"	Kemmerer	9.31 " "	9.40 " "	
Ar	Green River	11.00 " "	11.15 MON	
"	Rawlins	2.06 " "	2.10 TUE	
"	Laramie	4.25 " "	4.40 TUE	
Ar	Cheyenne	5.55 " "	Via Borlie	
Lv	Cheyenne	6.15 MON	Cut-off	
"	La Salle			
Ar	Denver	8.30 MON	8.20 TUE	
Lv	Denver	8.45 MON	9.05 " "	
Ar	Oakley	12.53 TUE	2.13 " "	
"	Ellis (M.T.)	2.05 " "	3.45 " "	
"	Salina (C.T.)	5.00 " "	7.20 " "	
"	Junction City	6.00 " "	8.30 " "	
"	Manhattan	6.32 " "	9.08 " "	
"	Topeka	7.25 " "	10.10 " "	
"	Lawrence		10.38 " "	
Ar	Kansas City	8.35 TUE	11.25 TUE	
Lv	Kansas City (Wabash)	8.50 TUE	11.55 TUE	
Ar	St. Louis (C.T.)	1.40 TUE	7.30 WED	

Equipment for Page 17

★ NO. 12-2-10—PORTLAND ROSE—

Streamliner CITY OF ST. LOUIS—DAILY

No. 12 to Green River; No. 2 to Cheyenne; No. 10 to Kansas City; Wabash 10 to St. Louis.
Club Lounge Car Service... Portland to St. Louis.
Standard Sleeping Cars... Portland to St. Louis—6 Sec., 6 Roomettes, 4 Dbl. Bdrms. Cheyenne to St. Louis—6 Sections, 6 Roomettes, 4 Double Bedrooms (No. 2 from Los Angeles). Cheyenne to St. Louis—6 Sections, 6 Roomettes, 4 Double Bedrooms (No. 28 from San Francisco). Denver to St. Louis—2 D. R., 4 Compts., 4 Dbl. Bdrms. Denver to Kansas City—6 Sections, 6 Roomettes, 4 Double Bedrooms. West Yellowstone to Cheyenne—10 Sec., D. R., Compartments (No. 36 to Pocatello, No. 2 to Chicago). Portland to Salt Lake—6 Sections, 6 Roomettes, 4 Double Bedrooms (No. 32 south of Pocatello). Boise to Salt Lake—10 Sections, D. R., Compt. (No. 32 south of Pocatello).
Reclining Seat Coaches... Portland to St. Louis (48 seats—all reserved). Cheyenne to St. Louis (48 seats—all reserved—No. 2 from Los Angeles). Cheyenne to St. Louis (48 seats—all reserved).
Dining Car... Meal service.

★ NO. 18-38—IDAHOAN—PONY EXPRESS—DAILY

No. 18 to Denver; No. 38 to Kansas City
Observation Sleeping Car... Portland to Denver—10 Sections.
Standard Sleeping Cars... Portland to Denver—10 Sections, 3 Dbl. Bedrooms.
Tourist Sleeping Cars... Portland to Denver—16 Sections (2 cars).
Denver to Kansas City—16 Sections (No. 24-38 from San Francisco).
Denver to Kansas City—14 Sections (No. 38 from Los Angeles).
Reclining Seat Coaches... Portland to Denver and Kansas City.
Dining Car... Meal service.

Footnotes for Page 17

- ★ Regularly assigned through cars air-conditioned.
 - West Yellowstone, Montana, is gateway to Yellowstone National Park, 1946 Park Season is from June 20 to September 10.
 - Conditional stop; consult agent.
- (C.T.) Central time, (M.T.) Mountain time, (P.T.) Pacific time.
Time from 12.01 midnight to 12.00 noon shown in light face type.
Time from 12.01 noon to 12.00 midnight shown in heavy face type.

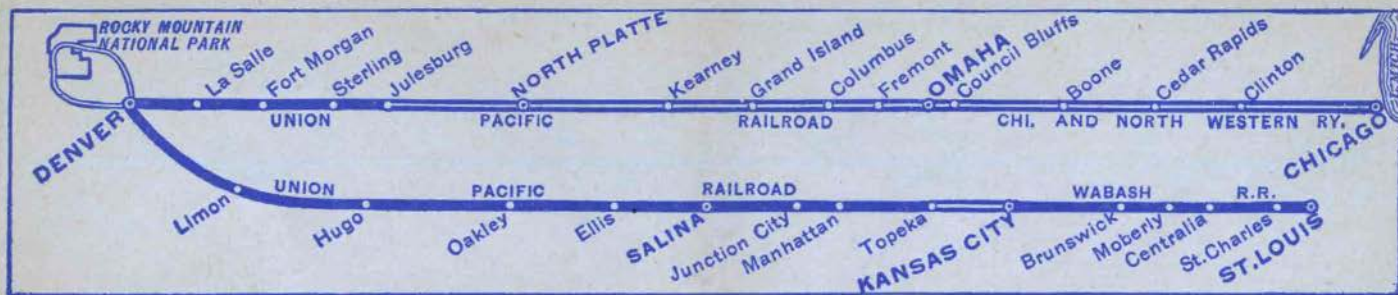
Union Pacific Trains Use These Stations

Boise, Idaho: Union Pacific Station.
Butte, Montana: Union Station, 820 East Front Street.
Cheyenne, Wyoming: Union Pacific Station, 15th Street at Capitol Avenue.
Chicago, Illinois: C. & N. W. Terminal, Canal and Madison Streets.
Denver, Colorado: Union Station, Foot of Seventeenth Street.
Kansas City, Mo: Union Station, Main Street and Union Station Plaza.
Los Angeles, Calif: Los Angeles Union Passenger Terminal, Alameda and Aliso Streets.

Oakland, Calif: Southern Pacific 16th Street Station, Foot of 16th Street.
Oakland Pier, Calif: Southern Pacific Terminal.
Ogden, Utah: Union Station, 25th and Wall Streets.
Olympia, Wash: Union Pacific Station, Corner 4th Avenue and Adams Street.
Omaha, Nebraska: Union Station, 10th and Marcy Streets.
Pendleton, Oregon: Union Pacific Station, Corner Main and Frazer Sts.
Pocatello, Idaho: Union Pacific Station, Foot of West Bonneville Street.

Portland, Oregon: Union Station, Sixth and Johnson Streets.
Riverside, Calif: Union Pacific Station, 7th and Vine Streets.
San Bernardino, Calif: Union Station, West Third Street.
San Francisco, Calif: Ferry Depot, Foot of Market Street.
Salina, Kansas: Union Station, 400 North 13th Street.
Salt Lake City, Utah: Union Pacific Station, South Temple and Third West Streets.

Seattle, Wash: Union Station, 4th Avenue, South, and Jackson Street.
Spokane, Wash: Union Station, Corner Trent Avenue and Washington Street.
St. Louis, Mo: Union Station, 18th and Market Streets.
Tacoma, Wash: Union Station, 1713 Pacific Avenue.
Topeka, Kansas: Union Pacific Station, Railroad and North Jackson Streets.
Yakima, Wash: Union Pacific Station, West Yakima and South Second Ave.



CHICAGO and OMAHA to DENVER

Table G Condensed Schedules All Trains Daily		Streamliner City of Denver 111 Example	Transcon- Columbine 3-43-53 Example	Pacific 21-58 Example
Lv Chicago (C. T.)	5.00 SUN	11.00 SUN	9.15 SUN	8.15 MON
Ar Omaha	12.45 MON	8.40 SUN	8.15 MON	
C. & N. W.				
Lv Minneapolis (C. T.)		(203-10-203)	(201-2-201)	
" St. Paul		8.40 SUN	8.45 SUN	
" Sioux City		9.20 "	9.25 "	
Ar Omaha		5.35 "	5.05 MON	
		8.00 SUN	7.50 MON	
Union Pacific				
Lv Omaha (C.T.)	12.55 MON	9.05 SUN	8.45 MON	
" Fremont	f 1.29 "	9.45 "	f 9.30 "	
" Columbus	f 2.04 "	10.32 "	f 10.19 "	
" Grand Island	2.55 "	11.52 SUN	11.45 "	
" Kearney	3.30 "	12.45 MON	f 12.40 "	
Ar North Platte (C.T.)	4.46 "	2.25 "	2.25 "	
Lv North Platte (M.T.)	3.50 "	1.50 "	1.35 "	
" Julesburg		3.50 "	f 3.08 MON	
" Sterling	5.47 "	5.08 "	Via	
" Fort Morgan		6.01 "	Cheyenne	
" La Salle	7.05 "	7.25 "		
Ar Denver (M.T.)	8.00 MON	8.50 MON	11.55 MON	

Equipment for Table G

★ **NO. 111—Streamliner CITY OF DENVER—DAILY**
Train runs via C. & N. W. to Omaha; thence U. P.
All-wave Radio Sets in Diner-lounge, Observation Lounge and Coaches.
Club Lounge Car..... Chicago to Denver.
Observation Sleeping Car... Chicago to Denver—6 Double Bedrooms.
Standard Sleeping Cars.... Chicago to Denver—12 Sections, 3 Double Bedrooms.
Chicago to Denver—8 Sections, 3 Double Bedrooms.
Chicago to Denver—4 Roomettes, 3 Compartments,
1 Drawing-room, 4 Double Bedrooms.
Coaches..... Chicago to Denver (2 cars—one with 48 and one with
50 reclining seats—all reserved).
Dining Car..... Meal service.

★ **NO. 3-43-53—TRANSCON—COLUMBINE—DAILY**
C. & N. W. 3 to Omaha; U. P. 43 to North Platte; U. P. 53 to Denver
Standard Sleeping Cars... Chicago to Denver—12 Sections, D. R.
Omaha to Denver—12 Sections, 2 Double Bedrooms.
Reclining Seat Coaches.... Chicago and Omaha to Denver.
Dining Car..... Meal service.

★ **No. 21-58—PACIFIC—DAILY**
No. 21 to Cheyenne; No. 58 to Denver—Train runs via C. & N. W. to Omaha; thence U. P.
See Tables A, B and C pages 4, 6 and 8 for detail of sleeping car equipment.
No. 58 carries coaches only.

DENVER to OMAHA and CHICAGO

Table G Condensed Schedules All Trains Daily		Streamliner City of Denver 112 Example	Los Angeles Limited 51-2 Example	Columbine 54-44 Example
Lv Denver (M.T.)	5.00 SUN	3.00 SUN	6.30 SUN	7.30 SUN
" La Salle	5.43 "		f 7.30 "	
" Fort Morgan		Via	f 8.40 "	
" Sterling	6.57 "	Cheyenne	9.53 "	
" Julesburg			11.30 SUN	
Ar North Platte (M.T.)	8.47 "	10.13 SUN	1.30 MON	
Lv North Platte (C.T.)	9.50 "	11.20 SUN	3.10 "	
" Kearney	10.59 "	f 12.45 MON	4.47 "	
" Grand Island	11.35 SUN	1.36 "	5.55 "	
" Columbus	12.21 MON	f 2.31 "	7.11 "	
" Fremont	f 12.59 "	f 3.15 "	8.05 "	
Ar Omaha... Union Pacific	1.40 MON	4.05 MON	9.00 MON	
Lv Omaha	1.50 MON	4.25 MON		
Ar Chicago (C.T.)	9.35 MON	2.05 MON		
C. & N. W.				
Lv Omaha		(204-9-204)		
Ar Sioux City		8.15 "		
Ar St. Paul		11.15 "		
Ar Minneapolis (C.T.)		6.55 "		
		7.25 MON		

Equipment for Table G

★ **NO. 112—Streamliner CITY OF DENVER—DAILY**
Train runs via C. & N. W. east of Omaha
Club Lounge Car..... Denver to Chicago.
Observation Sleeping Car... Denver to Chicago—6 Double Bedrooms.
Standard Sleeping Cars.... Denver to Chicago—12 Sections (2 cars).
Denver to Chicago—8 Sections, 3 Double Bedrooms.
Denver to Chicago—4 Roomettes, 3 Compartments,
1 Drawing-room, 4 Double Bedrooms.
Coaches..... Denver to Chicago (2 cars—one with 48 and one with
50 reclining seats—all reserved).
Dining Car..... Meal service.

★ **NO. 51-2—LOS ANGELES LIMITED—DAILY**
No. 51 to Cheyenne; No. 2 to Chicago (via C. & N. W. from Omaha)
Standard Sleeping Car... Denver to Chicago—12 Sections, D. R.
Coach..... Denver to Chicago—seats not reserved.
Dining Car..... Cheyenne to Chicago.

★ **NO. 54-44—COLUMBINE—DAILY**
No. 54 to North Platte; No. 44 to Omaha
Standard Sleeping Car... Denver to Omaha—12 Sections, 2 Double Bedrooms.
Coaches..... Denver to Omaha.
Dining Car..... Meal service.

Footnotes for Page 18

● No. 21 to Cheyenne; No. 58 to Denver. No. 21 carries standard Pullmans, tourist Pullmans and coaches. No. 58 carries coaches only.

f Stops only on signal.

★ Regularly assigned through cars air-conditioned.

(C.T.) Central time. (M.T.) Mountain time.

Time from 12.01 midnight to 12.00 noon shown in light face type.

Time from 12.01 noon to 12.00 midnight shown in heavy face type.

A SUGGESTION

- Because of unusually heavy travel the Union Pacific is now serving many more dining car meals than in normal times. This frequently taxes the capacity of the service.
- We know it is pleasant to remain at the table and visit but it does not make room for others who may be waiting to dine.
- As a matter of courtesy and consideration to other passengers we suggest that you respond to "first call", and when meal is completed retire promptly from the dining car.
- Thanks for your cooperation.

UNION PACIFIC RAILROAD

ST. LOUIS—KANSAS CITY—DENVER

Local 39 Example	Pony Express 37 Example	Streamliner City of St. Louis 9 Example	Table H Condensed Schedules All Trains Daily		Streamliner City of St. Louis 10 Example	Pony Express 38 Example	Local 40 Example
	3.30 su	3.30 su	Wabash				
	8.25 su	8.25 su	St. Louis (C.T.)... Ar		1.40 mo	7.30 mo	
			Kansas City... Lv		8.50 mo	11.55 su	
			Union Pacific				
6.30 su	11.30 su	8.45 su	Kansas City... Ar		8.35 mo	11.25 su	12.15 su
6.38 "	11.38 su		Kansas City, Kans... Lv				12.07 "
7.30 "	12.30 mo		Lawrence... "			10.38 "	11.25 "
8.15 "	1.10 "	9.53 "	Topeka... "		7.25 "	10.10 "	10.55 "
8.43 "			St. Marys... "				11.05 "
9.00 "			Wamego... "				9.58 "
9.30 "	2.30 "	10.42 "	Manhattan... "		6.32 "	9.08 "	9.40 "
9.53 "	2.54 "		Fort Riley... "				9.18 "
10.10 "	3.25 "	11.06 "	Junction City... "		6.10 "	8.40 "	9.10 "
10.26 "			Chapman... "				8.42 "
10.32 "			Detroit... "				8.36 "
10.49 "	4.01 "		Ablene... "				8.30 "
10.52 "			Solomon... "				8.16 "
11.15 su	5.00 "	11.55 su	Salina... "		5.05 "	7.30 "	8.00 su
	8.05 "	1.50 mo	Ellis (C.T.)... Lv		3.10 mo	4.55 su	
	7.20 "	12.55 mo	Ellis (M.T.)... Ar		2.05 mo	3.54 su	
	9.10 "	2.11 "	Okaley... Lv		12.52 mo	2.13 "	
	12.55 "	4.42 "	Hugo... "		10.29 su	11.10 "	
	1.21 "	5.01 "	Limon... "		10.11 "	10.47 "	
	3.30 mo	6.45 mo	Denver (M.T.)... Lv		8.45 su	9.05 su	


★ NO. 37—PONY EXPRESS—DAILY—Wabash No. 9 to Kansas City.
 Standard Sleeping Cars... Kansas City to Denver—12 Sections, D. R. (for Los Angeles).
 Tourist Sleeping Cars... Kansas City to Denver—16 Sec. (for San Francisco).
 Coaches... Kansas City to Denver—14 Sections (for Los Angeles).
 Dining Car... Meal service.

Equipment for Table H

★ NO. 9—Streamliner CITY OF ST. LOUIS—DAILY
 Wabash 9 to Kansas City; U. P. 9 to Denver
 Club Lounge Car... St. Louis to Denver.
 Standard Sleeping Cars... St. Louis to Denver—2 Drawing Rooms, 4 Double Bedrooms, 4 Compartments.
 Kansas City to Denver—6 Sections, 6 Roomettes, 4 Double Bedrooms.
 St. Louis to Denver—6 Sections, 6 Roomettes, 4 Double Bedrooms—(3 cars—1 each for Los Angeles, San Francisco and Portland).
 Reclining Seat Coaches... St. Louis to Denver (48 seats—all reserved)—(3 cars—1 each for Cheyenne, Los Angeles and Portland).
 Dining Car... Meal service.

★ NO. 10—Streamliner CITY OF ST. LOUIS—DAILY
 U. P. 10 to Kansas City; Wabash 10 to St. Louis
 Club Lounge Car... Denver to St. Louis.
 Standard Sleeping Cars... Denver to Kansas City—6 Sections, 6 Roomettes, 4 Double Bedrooms.
 Denver to St. Louis—2 Drawing Rooms, 4 Double Bedrooms, 4 Compartments.
 Denver to St. Louis—6 Sections, 6 Roomettes, 4 Double Bedrooms—(3 cars—1 each from Los Angeles, San Francisco and Portland).
 Reclining Seat Coaches... Denver to St. Louis (48 seats—all reserved) (3 cars—1 each from Cheyenne, Los Angeles and Portland).
 Dining Car... Meal service.

★ NO. 38—PONY EXPRESS—DAILY—Wabash No. 2 to St. Louis
 Standard Sleeping Cars... Denver to Kansas City—12 Sections, D. R. (from Los Angeles).
 Tourist Sleeping Cars... Denver to Kansas City—14 Sections (from Los Angeles).
 Coaches... Denver to Kansas City—16 Sec. (from San Francisco).
 Dining Car... Meal service.



DENVER—SALT LAKE CITY

Pony Express 37 Example	City of St. Louis-Los Angeles Ltd. 9-1 Example	Table J Condensed Schedules All Trains Daily		Los Angeles Ltd.-City of St. Louis 2-10 Example	Pony Express 38 Example
6.00 SUN	7.00 SUN	Lv Denver (M.T.)... Ar		8.30 MON	8.35 MON
6.51 "	7.49 "	LaSalle... Ar			
Via Borie	10.00 "	Lv Cheyenne... Ar		5.55 "	Via Borie
9.30 SUN	11.32 "	Laramie... Lv		4.32 "	5.00 "
11.55 SUN	1.55 "	Rawlins... "		2.12 MON	2.27 MON
2.45 MON	4.40 "	Green River... "		11.35 SUN	11.40 SUN
4.54 "	6.46 "	Evanston... "		9.24 "	9.21 "
6.40 "	8.25 "	Ar Ogden... Ar		7.35 "	7.30 "
7.55 MON	9.30 SUN	Ar Salt Lake City... Lv		6.30 SUN	6.10 SUN

Equipment for Table J

★ NO. 37—PONY EXPRESS—DAILY
 Club Lounge Car... Denver to Salt Lake City.
 Standard Sleeping Cars... Denver to Salt Lake City—6 Sections, 6 Roomettes, 4 Double Bedrooms.
 Denver to Salt Lake City—12 Sections, D. R. (from Kansas City to Los Angeles).
 Denver to Ogden—12 Sections, D. R. (for San Francisco in S. P. 21).
 Tourist Sleeping Cars... Denver to Salt Lake City—14 Sec. (for Los Angeles).
 Denver to Ogden—16 Sec. (for San Fran. in S.P. 23.)
 Coaches... Denver to Salt Lake City and Los Angeles.
 Dining Car... Meal service.

Footnotes for Page 19

★ Regularly assigned through cars air-conditioned. ☐ Conditional stop; consult agent.
 (C.T.) Central time. (M.T.) Mountain time. (P.T.) Pacific time. ☉ Carries coaches only.
 Time from 12.01 midnight to 12.00 noon shown in light face type.
Time from 12.01 noon to 12.00 midnight shown in heavy face type.

★ NO. 9-1—CITY OF ST. LOUIS—LOS ANGELES LIMITED—DAILY
 No. 9 to Cheyenne; No. 1 to Salt Lake
 Club Lounge Car Service... Denver to Salt Lake City.
 Standard Sleeping Cars... Denver to Salt Lake City—6 Sections, 6 Roomettes, 4 Double Bedrooms (from St. Louis to Los Angeles).
 Denver to Ogden—6 Sections, 6 Roomettes, 4 Double Bedrooms (from St. Louis to San Francisco).
 Reclining Seat Coaches... Denver to Salt Lake City (48 seats—all reserved; from St. Louis to Los Angeles).
 Dining Car... Meal service.

★ NO. 2-10—LOS ANGELES LIMITED—CITY OF ST. LOUIS—DAILY
 No. 2 to Cheyenne; No. 10 to Denver
 Club Lounge Car Service... Salt Lake City to Denver.
 Standard Sleeping Cars... Salt Lake City to Denver—6 Sections, 6 Roomettes, 4 Double Bedrooms (from Los Angeles to St. Louis).
 Ogden to Denver—6 Sections, 6 Roomettes, 4 Double Bedrooms (from San Francisco to St. Louis).
 Reclining Seat Coaches... Salt Lake City to Denver (48 seats—all reserved; from Los Angeles to St. Louis).
 Dining Car... Meal service.

★ NO. 38—PONY EXPRESS—DAILY
 Club Lounge Car... Salt Lake City to Denver.
 Standard Sleeping Cars... Salt Lake City to Denver—6 Sections, 6 Roomettes, 4 Double Bedrooms.
 Salt Lake City to Denver—12 Sections, D. R. (from Los Angeles).
 Ogden to Denver—12 Sections, D. R. (in S. P. 24 from San Francisco).
 Tourist Sleeping Cars... Salt Lake to Denver—14 Sections (from Los Angeles).
 Ogden to Denver—16 Sec. (from San Fran. in S. P. 24).
 Coach... Salt Lake City to Denver.
 Dining Car... Meal service.



CHICAGO—OMAHA—SPOKANE

No. 1-11-Bus Example	No. 21-15-66 Example	Table K Condensed Schedules All Trains Daily	No. 65-16-22 Example	Bus- No. 12-2 Example
3.05 SUN	9.15 SUN	LV Chicago (C.T.) C. & N. W. Ar	8.30 WED	2.05 TUE
1.05 MON	8.45 MON	LV Omaha (Union Pacific) Ar	8.10 TUE	4.05 TUE
10.00 *	7.05 *	LV Cheyenne (M.T.) Ar	6.55 TUE	5.55 MON
10.45 *	9.45 TUE	LV Poccatello Ar	4.55 MON	5.15 MON
4.30 TUE	3.40 *	LV Boise (M.T.) Ar	11.35 *	11.35 SUN
6.25 *	5.50 *	LV Huntington (P.T.) Ar	8.00 *	7.50 *
11.45 TUE	11.15 *	LV Pendleton Ar	2.30 *	2.30 SUN
♦ 2.50 TUE	12.45 WED	LV Pendleton Ar	2.00 *	♦ 2.12 SUN
	3.00 WED	LV Wallula Ar	12.01 MON	
	7.30 WED	Ar Yakima Ar	7.40 SUN	
♦ 4.19 TUE	4.50 WED	Ar Walla Walla Ar	10.15 SUN	♦ 12.43 SUN
	4.43 WED	Ar Ayer Ar	10.30 SUN	
♦ 9.47 TUE	7.50 WED	Ar Lewiston Ar	7.00 SUN	♦ 9.10 *
♦ 10.48 *	8.40 WED	Ar Moscow Ar	6.15 SUN	♦ 8.15 *
♦ 11.42 TUE	7.20 WED	Ar Spokane (P.T.) Ar	8.10 SUN	♦ 7.15 SUN

Equipment for Table K

★ **No. 1-11-BUS—PORTLAND ROSE—BUS—DAILY**
 No. 1 to Green River; No. 11 to Pendleton; Bus to Spokane.
 Club Lounge Car Service... Chicago to Pendleton.
 Standard Sleeping Cars... Chicago to Pendleton—Drawing rooms, Compts., Bed-rooms, Roomettes, Sections.
 Reclining Seat Coaches... Chicago to Pendleton—(all seats reserved).
 Dining Car... Meal service.

★ NO. 21-15-66—PACIFIC—THE SPOKANE

No. 21 to Green River; No. 15 to Pendleton; No. 66 to Spokane
 Club Lounge Car Service... Chicago to Pendleton.
 Standard Sleeping Cars... Chicago to Pendleton—10 Sections, D. R., Compt. (to Portland).
 Poccatello to Spokane—12 Sections, D. R. (No. 33 from Salt Lake City).
 Tourist Sleeping Cars... Chicago to Pendleton—16 Sections (for Portland).
 Omaha to Pendleton—14 Sections (for Portland).
 Huntington to Spokane—14 Sections (Nos. 33-17 from Salt Lake City to Pendleton).
 Reclining Seat Coaches... Chicago to Pendleton; Pendleton to Spokane.
 Dining Car... Meal service.

★ BUS—No. 12-2—BUS—PORTLAND ROSE

Bus to Pendleton; No. 12 to Green River; No. 2 to Chicago.
 Club Lounge Car Service... Pendleton to Chicago.
 Standard Sleeping Cars... Pendleton to Chicago—Drawing-rooms, Compts., Bed-rooms, Roomettes, Sections.
 Reclining Seat Coaches... Pendleton to Chicago—(all seats reserved).
 Dining Car... Meal service.

★ NO. 65-16-22—SPOKANE—PACIFIC

No. 65 to Pendleton; No. 16 to Green River; No. 22 to Chicago
 Club Lounge Car Service... Pendleton to Chicago.
 Standard Sleeping Cars... Pendleton to Chicago—10 Sections, D. R., Compt. (from Portland).
 Spokane to Poccatello—12 Sections, D. R. (No. 34 to Salt Lake City).
 Tourist Sleeping Cars... Pendleton to Chicago—16 Sections (from Portland).
 Pendleton to Omaha—14 Sections (from Portland).
 Spokane to Poccatello—14 Sections (34 to Salt Lake).
 Reclining Seat Coaches... Spokane to Pendleton; Pendleton to Chicago.
 Spokane to Poccatello (No. 34 to Salt Lake City).
 Dining Car... Meal service.

ST. LOUIS—KANSAS CITY—SPOKANE

No. 37-17-66 Example	Table L Condensed Schedules. All Trains Daily.	No. 65-16-18-38 Example
3.30 SUN	LV St. Louis (C.T.) Wabash Ar	7.30 WED
8.25 SUN	Ar Kansas City Ar	11.55 TUE
11.30 SUN	LV Kansas City Union Pacific Ar	11.25 TUE
5.05 MON	" Denver (M.T.) Ar	9.05 TUE
8.15 TUE	" Poccatello Ar	5.20 MON
11.55 TUE	Ar Pendleton (P.T.) Ar	2.30 "
12.45 WED	LV Pendleton Ar	2.00 "
2.10 "	" Ar Umatilla Ar	12.50 "
3.00 "	Ar Wallula Ar	12.01 MON
	7.30 "	Ar Yakima Ar
	4.50 "	Ar Walla Walla Ar
	3.20 "	LV Wallula Ar
	4.43 "	Ar Ayer Ar
	7.50 "	Ar Lewiston Ar
	8.40 "	" Moscow Ar
	4.43 "	LV Ayer Ar
	f 6.52 "	Ar Cheney Ar
	7.20 WED	Ar Spokane (P.T.) Ar

Equipment for Table L

★ NO. 37-17-66—PONY EXPRESS—IDAHOAN—SPOKANE

No. 37 to Denver; No. 17 to Pendleton; No. 66 to Spokane
 Observation Sleeping Car... Denver to Poccatello—10 Sections (No. 15 to Portland).
 Standard Sleeping Cars... Denver to Poccatello—10 Sections, 3 Double Bedrooms (No. 15 to Portland).
 Poccatello to Spokane—12 Sections, D. R.
 Kansas City to Denver—12 Sections, D. R. (to Los Angeles).
 Tourist Sleeping Cars... Kansas City to Denver—16 Sections (to San Francisco).
 Kansas City to Denver—14 Sections (to Los Angeles).
 Denver to Pendleton—16 Sections (2 cars for Portland).
 Poccatello to Spokane—14 Sections (No. 33 from Salt Lake City; No. 15 from Poccatello to Pendleton).
 Reclining Seat Coaches... Kansas City and Denver to Pendleton; Pendleton to Spokane.
 Poccatello to Spokane (No. 33 from Salt Lake City).
 Dining Car... Meal service.

★ NO. 65-16-18-38—SPOKANE—IDAHOAN—PONY EXPRESS

No. 65 to Pendleton; No. 16 to Poccatello; No. 18 to Denver; No. 38 to Kansas City
 Observation Sleeping Car... Pendleton to Denver—10 Sections.
 Standard Sleeping Cars... Spokane to Poccatello—12 Sec., D. R. (No. 34 to Salt Lake City).
 Pendleton to Denver—10 Sec., 3 Double Bedrooms.
 Denver to Kansas City—12 Sections, D. R. (from Los Angeles).
 Tourist Sleeping Cars... Spokane to Poccatello—14 Sec. (No. 34 to Salt Lake).
 Pendleton to Denver—16 Sections (2 cars from Portland).
 Denver to Kansas City—16 Sections (from San Francisco).
 Denver to Kansas City—14 Sections (from Los Angeles).
 Reclining Seat Coaches... Spokane to Poccatello (for Salt Lake City).
 Pendleton to Denver and Kansas City.

★ Regularly assigned through cars air-conditioned.

♦ Via Overland Greyhound Bus north of Pendleton.

(C.T.) Central time. (M.T.) Mountain time. (P.T.) Pacific time.

Time from 12.01 midnight to 12.00 noon shown in light face type.

Time from 12.01 noon to 12.00 midnight shown in heavy face type.

CHICAGO—ST. LOUIS—KANSAS CITY—WEST YELLOWSTONE—VICTOR

No. 1-9-11-35-41	Table O			No. 42-36-12-10-2
Example	(Summer Season) All Trains Daily			Example
3.05 SUN	Lv Chicago (CT) C. & N. W.	Ar	2.05 TUE	
1.05 MON	Lv Omaha U. P.	Ar	4.05 TUE	
9.35 MON	Ar Cheyenne	Lv	6.25 MON	
3.30 SUN	Lv St. Louis (CT) (Wab.)	Ar	1.40 TUE	
8.45 SUN	Lv Kansas City	Ar	8.35 MON	
7.00 MON	Lv Denver	Ar	8.30 "	
9.20 "	Ar Cheyenne	Lv	6.15 "	
10.00 "	Lv Cheyenne	Ar	5.55 "	
4.50 "	Lv Green River (M.T.)	Ar	11.00 "	
10.15 MON	Lv Pocatello	Lv	5.35 "	
12.45 TUE	Lv Pocatello	Ar	1.20 MON	
4.25 "	Ar Ashton	Lv	10.10 SUN	
6.30 "	Ar Victor	Lv	8.15 "	
7.00 "	Ar W. Yellowstone (MT)	Lv	7.15 "	

For Dependable Transportation, Be Specific—Say "Union Pacific"

NO. 1-9-11-35-41—PORTLAND ROSE—YELLOWSTONE SPEC.—DAILY

C. & N. W. east of Omaha; Wabash east of Kansas City; No. 1 Chicago to Green River; No. 9 St. Louis to Cheyenne; No. 11 Green River to Pocatello; No. 35 Pocatello to Ashton and W. Yellowstone; No. 41 Ashton to Victor.

Club Lounge Car Service... Chicago and St. Louis to Pocatello.
Standard Sleeping Car... Chicago to West Yellowstone—10 Sec., D. R., Compts. St. Louis to W. Yellowstone—Sections and rooms (requires car to car change after leaving Cheyenne).
Reclining Seat Coaches... Chicago and St. Louis to Pocatello; Pocatello to West Yellowstone and Victor (all seats reserved from Chicago and St. Louis to Pocatello).
Dining Car... Meal service.

NO. 42-36-12-10-2—YELLOWSTONE SPEC.—PORTLAND ROSE—DAILY

No. 42 Victor to Ashton; No. 36 W. Yellowstone and Ashton to Pocatello; No. 12 to Green River; No. 2 to Chicago; No. 10 Cheyenne to St. Louis; C. & N. W. east of Omaha; Wabash east of Kansas City

Club Lounge Car Service... Pocatello to St. Louis and Chicago.
Standard Sleeping Cars... W. Yellowstone to Chicago—10 Sec., D. R., Compts. W. Yellowstone to St. Louis—Sections and rooms (requires car to car change after leaving Pocatello).
Reclining Seat Coaches... Victor and W. Yellowstone to Pocatello; Pocatello to St. Louis and Chicago (all seats reserved east of Pocatello).
Dining Car... Meal service.

LOS ANGELES—SALT LAKE CITY—WEST YELLOWSTONE—BUTTE

Yellowstone Special 38-29-35-41	Butte Special 8-29	Northwest Special 33	Table R			Yellowstone Special 42-36-30-37	Butte Special 30-7	Northwest Special 34-43
Example	Example	Example	All Trains Daily			Example	Example	Example
8.30 su	8.35 su		Lv Los Angeles (PT)	Ar	7.00 tu	7.10 tu	7.45 mo	
5.30 mo	5.35 mo		Lv Salt Lake (MT)	Lv	8.45 mo	8.55 mo	11.15 su	
7.00 mo	7.00 "	12.15 su	Lv Salt Lake	Ar	7.00 mo	7.00 "	10.00 su	
11.50 mo	11.50 mo	5.15 su	Ar Pocatello	Lv	2.15 mo	2.15 mo	5.35 su	
12.45 tu			Lv Pocatello	Ar	1.20 mo			
4.25 tu			Ar Ashton	Lv	10.10 su			
6.30 tu			Ar Victor	Lv	8.15 su			
7.00 tu			Ar West Yellowstone	Lv	7.15 su			
12.15 tu	12.15 tu	5.45 su	Lv Pocatello	Ar	1.45 mo	1.45 mo	4.30 su	
7.50 tu	7.50 tu	1.39 su	Ar Butte	Lv	6.30 su	6.30 su	9.00 su	

* Regularly assigned through cars air-conditioned.

Operates only during Yellowstone Park season, June 20 to September 10.
(C.T.) Central Time. (M.T.) Mountain Time. (P.T.) Pacific Time.

* NO. 38-29-35-41—PONY EXPRESS—YELLOWSTONE SPEC.—DAILY

No. 38 to Salt Lake City; No. 29 to Butte.
No. 35 Pocatello to Ashton and W. Yellowstone; No. 41 Ashton to Victor.

Club Lounge Car... Los Angeles to Salt Lake City.
Standard Sleeping Cars... Los Angeles to Butte—10 Sections, 3 Double Bedrooms, Salt Lake to W. Yellowstone—10 Sec., D. R., Compts.
Reclining Seat Coaches... Los Angeles to Salt Lake City; Salt Lake City to Butte, Pocatello to West Yellowstone and Victor.
Dining Car... Los Angeles to Salt Lake City. (No dining car north of Salt Lake City).

* NO. 8-29—CHALLENGER—BUTTE SPECIAL—DAILY

No. 8 to Salt Lake City; No. 29 to Butte.

Lounge Car... Los Angeles to Salt Lake (for sleeping car passengers).
Tourist Sleeping Cars... Los Angeles to Salt Lake City—14 Sections.
Dining Car... Los Angeles to Salt Lake City. (No dining car north of Salt Lake City).

Equipment for Table R

* NO. 33—NORTHWEST SPECIAL—DAILY

Standard Sleeping Car... Salt Lake City to Pocatello—12 Sections, D. R. (for Spokane—open 9:30 p.m.).
Tourist Sleeping Car... Salt Lake City to Pocatello—14 Sections (for Spokane—open 9:30 p.m.).
Reclining Seat Coach... Salt Lake City to Pocatello (for Spokane).
Salt Lake City to Butte.

* NO. 42-36-30-37—YELLOWSTONE SPEC.—PONY EXPRESS—DAILY

No. 42 Victor to Ashton; No. 36 W. Yellowstone and Ashton to Pocatello.
No. 30 to Salt Lake City; No. 37 to Los Angeles.

Club Lounge Car... Salt Lake City to Los Angeles.
Standard Sleeping Cars... Butte to Los Angeles—10 Sections, 3 Double Bedrooms. West Yellowstone to Salt Lake City—10 Sections, D. R., Compts.
Reclining Seat Coaches... Victor and W. Yellowstone to Pocatello; Pocatello to Salt Lake City; Salt Lake City to Los Angeles.
Dining Car... Salt Lake to Los Angeles. (No dining car out of Butte).

* NO. 30-7—BUTTE SPECIAL—CHALLENGER—DAILY

No. 30 to Salt Lake City; No. 7 to Los Angeles.

Lounge Car... Salt Lake to Los Angeles (for sleeping car passengers).
Tourist Sleeping Cars... Butte to Salt Lake City—14 Sections.
Reclining Seat Coaches... Salt Lake City to Los Angeles—14 Sections.
Dining Car... Butte to Salt Lake City.
Salt Lake City to Los Angeles (in No. 37).
Salt Lake to Los Angeles. (No dining car out of Butte).

* NO. 34-43—NORTHWEST SPECIAL—DAILY

Standard Sleeping Cars... Pocatello to Salt Lake—12 Sec., D.R. (from Spokane).
Salt Lake City to Los Angeles—12 Sections, D. R.
Tourist Sleeping Cars... Pocatello to Salt Lake City—14 Sec. (from Spokane).
Salt Lake City to Los Angeles—16 Sections.
Reclining Seat Coaches... Pocatello to Salt Lake (from Spokane).
Salt Lake City to Los Angeles.
Butte to Salt Lake City.
Dining Car... Salt Lake City to Los Angeles.

TRAVEL BY TRAIN

THE RAILROADS have proved in many ways their superiority in the field of travel and transportation. In the days to come when travel plans are being discussed, you will want to make the most of your time. See more in less time and in greater comfort. Whether it is a vacation or a business trip, add days of enjoyment to it.

The Union Pacific did a real job for Victory, and is still helping to finish it. We are now prepared, however, to take care of the summer travel season, and are again ready to render the kind of Union Pacific service with which pre-war travelers are familiar. Plan to travel the clean, restful, speedy way, by train. Go via

UNION PACIFIC RAILROAD

SALT LAKE CITY—BOISE— PENDLETON—SPOKANE

No. 33-15-66 Example	No. 33-17-66 Example	Table T Condensed Schedules All Trains Daily		No. 65-16-34 Example
12.15 SUN 1.40 " 5.15 "	12.15 SUN 1.40 " 5.15 "	Lv Ar	Salt Lake City (M.T.) Ogden Pocatello	10.00 MON 8.50 " 5.35 "
9.45 " 11.05 " 12.15 "	8.15 " 9.40 " 10.55 "	Lv Ar	Pocatello " Minidoka " Shoshone	4.55 " 3.45 " 2.45 MON
Sun Valley will		Ar	Sun Valley (Ketchum).....	Lv Sun Valley will
open in December 1946		Lv	Sun Valley (Ketchum).....	Ar open in December 1946
12.15 SUN 3.40 " 6.35 " 5.50 " 7.10 " 8.45 " 11.15 SUN	10.55 SUN 2.50 " 6.30 " 6.00 " 7.30 " 9.25 " 11.55 SUN	Lv Lv Ar Ar Lv Ar Ar	Shoshone Boise Huntington (M.T.) Huntington (P.T.) Baker La Grande Pendleton	2.45 MON 11.45 " 9.10 " 8.00 " 6.37 " 5.20 " 2.30 MON
12.45 MON 2.15 " 3.00 " 4.43 " 7.20 MON	12.45 MON 2.15 " 3.00 " 4.43 " 7.20 MON	Lv Lv Ar Ar Ar	Pendleton Umatilla Wallula Ayer Spokane (P.T.)	2.00 MON 12.50 " 12.01 MON 10.30 SUN 8.10 SUN

Equipment for Table T

- ★ **NO. 33-15-66—DAILY**—33 to Pocatello; 15 to Pendleton; 66 to Spokane.
- Standard Sleeping Cars... Salt Lake City to Spokane—12 Sections, D. R. Pocatello to Pendleton—10 Sections, 3 Double Bedrooms (No. 17 from Denver). Pocatello to Pendleton—10 Sections, D. R., Compt. (No. 21 from Chicago).
- Reclining Seat Coaches... Salt Lake to Spokane (No. 17 Pocatello to Pendleton). Pocatello to Pendleton. Pendleton to Spokane.
- Dining Car..... Meal service.
- ★ **NO. 33-17-66—NORTHWEST SPECIAL—IDAHOAN—DAILY**
No. 33 to Pocatello; No. 17 to Pendleton; No. 66 to Spokane.
- Tourist Sleeping Car... Salt Lake City to Spokane—14 Sections.
- Reclining Seat Coaches... Salt Lake City to Spokane.
- Dining Car..... Meal service.
- ★ **NO. 65-16-34—PACIFIC—NORTHWEST SPECIAL—DAILY**
No. 65 to Pendleton; No. 16 to Pocatello; No. 34 to Salt Lake City.
- Club Lounge Car..... Pendleton to Pocatello.
- Standard Sleeping Car... Spokane to Salt Lake City—12 Sections, Drawing-room.
- Tourist Sleeping Car... Spokane to Salt Lake City—14 Sections.
- Reclining Seat Coaches... Spokane to Salt Lake City. Spokane to Pendleton. Pendleton to Pocatello.
- Dining Car..... Meal service.

Utah—Arizona Parks Opened June 1

● During the summer season of 1946 the lodges, camps and other vacation facilities in Zion, Bryce Canyon and Grand Canyon National parks, and Cedar Breaks National Monument, will again be open to travelers. Motor bus tours from Cedar City, Utah, the gateway to these great scenic attractions, has been resumed.

● Detailed information and an illustrated folder can be obtained by addressing Passenger Traffic Department,

Union Pacific Railroad
Omaha 2, Nebraska

SALT LAKE CITY—BOISE— PORTLAND—SEATTLE

No. 31-11-401 Example	No. 33-17-457 Example	Table U Condensed Schedules All Trains Daily		No. 458-16-34 Example	No. 402-12-32 Example
5.45 SUN 7.00 " 10.20 "	12.15 SUN 1.40 " 5.15 "	Lv Lv Ar	Salt Lake City (M.T.) Ogden Pocatello	10.00 MON 8.50 " 5.35 "	10.45 MON 9.25 " 5.55 "
10.45 SUN 12.03 MON 1.05 "	8.15 " 9.40 " 10.55 "	Lv Lv Ar	Pocatello " Minidoka " Shoshone	4.55 " 3.45 " 2.45 MON	5.15 " 4.00 " 3.00 MON
Sun Valley will		Ar	Sun Valley (Ketchum).....	Lv Sun Valley will	
open in December 1946		Lv	Sun Valley (Ketchum).....	Ar open in December 1946	
1.05 MON 4.30 " 7.15 " 6.25 " 7.45 " 9.20 " 11.55 "	10.55 SUN 2.50 " 6.30 " 6.00 " 7.30 " 9.25 SUN 12.25 MON 4.10 " 6.50 "	Lv Lv Ar Lv Ar Lv Ar Ar	Shoshone Boise Huntington (M.T.) Huntington (P.T.) Baker La Grande Pendleton " The Dalles Portland	2.45 MON 11.45 " 9.10 " 8.00 " 6.37 " 5.20 " 2.30 MON 11.35 SUN 9.30 SUN	3.00 MON 11.50 SUN 9.00 " 7.50 " 6.28 " 5.15 " 2.30 " 11.20 " 9.00 SUN
11.30 MON 5.00 TUE 6.45 TUE	8.15 MON 12.40 " 2.00 MON	Lv Ar Ar	Portland Tacoma Seattle (P.T.)	9.00 SUN 5.15 " 4.00 SUN	6.45 SUN 1.00 SUN 11.30 SAT

Equipment for Table U

- ★ **NO. 31-11-401—UTAHAN—PORTLAND ROSE—DAILY**
No. 31 to Pocatello; No. 11 to Portland; No. 401 to Seattle.
- Standard Sleeping Cars... Salt Lake City to Boise—10 Sections, D. R., Compt. Salt Lake to Portland—6 Sections, 6 Roomettes, 4 Double Bedrooms.
- Reclining Seat Coaches... Salt Lake City to Pocatello. Pocatello to Portland. Portland to Seattle.
- Dining Car..... Meal service.
- ★ **NO. 33-17-457—NORTHWEST SPECIAL—IDAHOAN—DAILY**
No. 33 to Pocatello; No. 17 to Portland; No. 457 to Seattle.
- Tourist Sleeping Cars... Salt Lake City to Pendleton—14 Sections (No. 66 to Spokane). (*Passengers for Portland make car to car change after leaving Pocatello.*) Pocatello to Portland—16 Sections (2 cars—No. 17 from Denver).
- Reclining Seat Coaches... Salt Lake City to Pendleton. (No. 66 to Spokane). (*Passengers for Portland make car to car change after leaving Pocatello.*) Pocatello to Portland. Portland to Seattle.
- Dining Car..... Meal service.
- ★ **NO. 458-16-34—PACIFIC—NORTHWEST SPECIAL—DAILY**
No. 458 to Portland; No. 16 to Pocatello; No. 34 to Salt Lake City.
- Standard Sleeping Cars... Portland to Pocatello—10 Sections, D. R., Compt. (for Chicago). Pendleton to Salt Lake City—12 Sections, D. R. (No. 65 from Spokane).
- Tourist Sleeping Cars... Portland to Pocatello—16 Sections (for Chicago). Portland to Pocatello—14 Sections (for Omaha). Pendleton to Salt Lake City—14 Sections (No. 65 from Spokane).
- Reclining Seat Coaches... Seattle to Portland; Portland to Pocatello. Pendleton to Salt Lake City (No. 65 from Spokane).
- Dining Car..... Meal service.
- ★ **NO. 402-12-32—PORTLAND ROSE—UTAHAN—DAILY**
No. 402 to Portland; No. 12 to Pocatello; No. 32 to Salt Lake City.
- Club Lounge Car... Portland to Pocatello.
- Standard Sleeping Cars... Portland to Salt Lake City—6 Sections, 6 Roomettes, 4 Double Bedrooms. Boise to Salt Lake City—10 Sections, D. R., Compt. Seattle to Portland; Portland to Pocatello. Pocatello to Salt Lake City.
- Reclining Seat Coaches... Seattle to Portland; Portland to Pocatello. Pocatello to Salt Lake City.
- Dining Car..... Meal service.

Footnotes for Page 22

- ★ Regularly assigned through cars air-conditioned.
- Time from 12.01 midnight to 12.00 noon shown in light face type.
- Time from 12.01 noon to 12.00 midnight shown in heavy face type.
- (M.T.) Mountain Time. (P.T.) Pacific time.

PORTLAND—WALLA WALLA—YAKIMA—LEWISTON—SPOKANE

12-62-74	12-345-82	Table W All Trains Daily—(Pacific Time)				11-81-348	73-61-11
8.00 SUN 9.43 " " 10.30 " " 11.43 " " 12.55 MON 1.10 " " 1.55 " "	8.00 SUN 9.43 " " 10.30 " " 11.43 " " 12.55 MON 1.10 " " 1.55 " "	Lv	Portland	Ar	7.35 MON 5.40 " " 5.00 " " 3.28 " " 2.15 " " 2.00 " " 1.10 MON	7.35 MON 5.40 " " 5.00 " " 3.28 " " 2.15 " " 2.00 " " 1.10 MON	
	2.40 " " 4.00 " "	Lv	Walla Walla	Ar	11.50 SUN 10.30 " "		
	5.10 " " 9.10 " "	Lv	Walla Walla	Ar	8.25 " "		
		Lv	Yakima	Ar	4.15 SUN		
		Lv	Walla Walla	Ar	12.45 MON 11.32 SUN	12.45 MON 11.32 SUN	
		Lv	Yakima	Ar			11.00 " " 10.25 " "
		Lv	Walla Walla	Ar			7.40 SUN
		Lv	Ayer	Ar	11.32 SUN		
		Lv	Marengo	Ar	10.26 " "		
		Lv	Cheney	Ar	9.32 " "		
		Lv	Spokane	Ar	9.00 SUN		

★ NO. 12—THE SPOKANE—DAILY
Standard Sleeping Cars... Portland to Spokane—8 Sections, Buffet Lounge.
Tourist Sleeping Cars... Portland to Spokane—10 Sections, Compartment, D.R.
Portland to Spokane—13 Sections.
Portland to Walla Walla—Coach-Tourist Sleeper, 8 Sections. (No. 345, Walla to Walla Walla).
Portland to Lewiston—Coach-Tourist Sleeper, 8 Sections. (Sunday, Tuesday and Thursday only; No. 62-74, Ayer to Lewiston).
Portland to Yakima—Coach-Tourist Sleeper, 6 Sec. (Mon., Wed., Fri. only; No. 82, Walla to Yakima).
Walla Walla to Spokane—Coach-Tourist Sleeper, 6 Sections. (Monday, Wednesday and Saturday only; No. 348, Walla Walla to Walla; open 9.30 p.m.).
Portland to Spokane.

★ NO. 11—THE SPOKANE—DAILY
Standard Sleeping Cars... Spokane to Portland—8 Sections, Buffet Lounge.
Tourist Sleeping Cars... Spokane to Portland—13 Sections.
Spokane to Walla Walla—Coach-Tourist Sleeper, 6 Sections. (Sunday, Tuesday and Friday only; No. 345 beyond Walla, Occupancy till 8:00 a.m.).
Walla Walla to Portland—Coach-Tourist Sleeper, 8 Sec. (348 Walla Walla to Walla; open 9.30 p.m.).
Lewiston to Portland—Coach-Tourist Sleeper, 8 Sections. (Monday, Wednesday and Friday only; Nos. 73-61 to Ayer).
Yakima to Portland—Coach-Tourist Sleeper, 6 Sec. (Tue., Thur., and Sat. only; No. 81 to Walla).
Portland to Spokane.

Spokane, San Francisco and Los Angeles

No. 11-23 Beaver Cascade	Bus 17 No. 17-26	No. 15-60	No. 11-19-52	Table X All Trains Daily (Pacific Time)			No. 51-20	No. 18-12	No. 59-16	Cascade Beaver No. 24-12
9.00 11.32 1.10 7.35	7.30 ↓ 9.45		9.00 11.32 1.10 7.35	Lv	Spokane U. P.	Ar	6.40 3.50 1.55 8.00			6.40 3.50 1.55 8.00
				Lv	Walla Walla	Ar				
				Lv	Portland	Ar				
5.20 6.57 8.48 3.05 8.25 12.50	10.00 11.49 1.55 8.40 2.40 8.05	7.00 8.50 11.00 6.05 12.35 6.00	8.00 9.55 12.15 7.40 2.15 8.05	Lv	Portland So. Pac.	Ar	10.50 8.50 6.43 12.10 5.15 10.30	5.45 3.55 2.05 7.55 2.15 7.40	10.05 8.05 6.05 11.10 3.50 10.20	1.05 K1127 9.48 4.15 10.24 5.10
				Lv	San Francisco	Ar	8.00 6.30	7.30 4.00		8.00 6.30
				Lv	Sacramento	Ar				
				Lv	Sacramento	Ar				
				Lv	Stockton	Ar				
				Lv	Fresno	Ar				
				Lv	Los Angeles	Ar				

Seattle, San Francisco and Los Angeles

No. 408-15-60	No. 458-17-26	No. 23-Beaver Cascade	No. 402-19-52	Table Y All Trains Daily (Pacific Time)			No. 51-20-401	No. 59-16-407	Cascade Beaver No. 24-407	No. 18-401
12.30 1.24 5.05	4.30 5.45 9.24	12.30 1.24 5.05	11.30 1.00 6.45	Lv	Seattle	Ar	6.45 5.00 11.30	5.50 4.48 1.30	5.50 4.48 1.30	6.45 5.00 11.30
				Lv	Tacoma	Ar				
				Lv	Portland	Ar				
				Lv	Portland So. Pac.	Ar				
				Lv	Salem	Ar				
				Lv	Eugene	Ar				
				Lv	Klamath Falls	Ar				
				Lv	Redding	Ar				
				Lv	Sacramento	Ar				
				Lv	San Francisco	Ar				
				Lv	Sacramento	Ar				
				Lv	Sacramento	Ar				
				Lv	Stockton	Ar				
				Lv	Fresno	Ar				
				Lv	Los Angeles	Ar				

PORTLAND, TACOMA AND SEATTLE

401 Daily	459 Daily	407 Daily	457 Daily	Table Z All Trains Daily				460 Daily	408 Daily	458 Daily	402 Daily
11.30 12.05 1.30 2.45 2.55 5.00 5.20 6.45	4.00 4.25 5.13 6.06 6.16 7.40 7.50 9.00	1.50 2.38 3.10 3.45 3.55 4.48 4.52 5.50	8.45 9.15 10.21 11.37 11.46 1.30 1.40 2.55	Lv	Portland Ore.	Ar	2.20 1.45 12.36 11.26 11.15	5.05 4.36 3.42 2.16 2.43	9.40 8.06 8.12 7.16 7.06	6.45 6.10 4.35 3.05 2.53	
				Lv	Vancouver Wash	Ar					
				Lv	Kelso-Longview	Ar					
				Lv	Chehalis	Ar					
				Lv	Centralia	Ar					
				Lv	Tacoma	Ar					
				Lv	Tacoma	Ar					
				Lv	Tacoma	Ar					
				Lv	Seattle	Ar					

Equipment for Tables Y and Z

★ NO. 401—DAILY
Standard Sleeping Cars... Portland to Seattle—10 Sections, D. R., Compts.
Portland to Tacoma—12 Sections, Drawing-room.
San Francisco to Seattle—10 Sections, D. R., Compts. (S. P. No. 18 to Portland).
Tourist Sleeping Car... San Francisco to Seattle—16 Sec. (S. P. 18 to Portland).
Sleepers open at Portland 9:30 p.m., at destinations until 8:00 a.m.
Reclining Seat Coaches... Portland to Seattle.
★ NO. 402—DAILY
Standard Sleeping Cars... Seattle to Portland—10 Sections, D. R., Compts.
Tacoma to Portland—12 Sections, Drawing-room.
Seattle to San Francisco—10 Sections, D. R., Compts. (S. P. 19 South of Portland).
Tourist Sleeping Car... Seattle to San Francisco—16 Sections (S. P. No. 19).
Sleepers open at Seattle at 9:30 p.m., at Portland until 7:30 a.m.
Reclining Seat Coaches... Seattle to Portland.
★ NO. 457—DAILY
Parlor Car... Portland to Seattle (U. P. Car).
Reclining Seat Coaches... Portland to Seattle.
Dining Car... Serving necessary meals enroute.

★ NO. 458—DAILY
Parlor Car... Seattle to Portland (U. P. Car).
Standard Sleeping Car... Seattle to San Francisco—10 Sections, D. R., Compts. (S. P. 17 south of Portland).
Reclining Seat Coaches... Seattle to Portland.
Dining Car... Serving necessary meals enroute.
★ NO. 407—DAILY
Parlor Car... Portland to Seattle (N. P. Car).
Standard Sleeping Cars... San Francisco to Seattle—8 Sections, 5 Double Birms. (S. P. 24 to Portland).
San Francisco to Seattle—6 Compts., 3 Drawing-rooms.
San Francisco to Seattle—10 Sections, D. R., Compts.
Reclining Seat Coaches... Portland to Seattle.
Dining Car... Serving necessary meals enroute.
★ NO. 408—DAILY
Parlor Car... Seattle to Portland (N. P. Car).
Standard Sleeping Cars... Seattle to San Francisco—8 Sections, 5 Double Birms. (S. P. 23 south of Portland).
Seattle to San Francisco—6 Compts., 3 Drawing-rooms. (S. P. 23 south of Portland).
Reclining Seat Coaches... Seattle to Portland.
Dining Car... Serving necessary meals enroute.
★ NO. 459—DAILY
Observation Parlor Car... Portland to Seattle (G. N. Car).
Reclining Seat Coaches... Portland to Seattle.
Dining Car... Serving necessary meals enroute.
★ NO. 460—DAILY
Observation Parlor Car... Seattle to Portland (G. N. Car).
Reclining Seat Coaches... Seattle to Portland.
Dining Car... Serving necessary meals enroute.

★ Regularly assigned through cars air-conditioned. ⊕ Rail station is at Kelso. There is independent bus service between Kelso and Longview every 20 minutes. * U. P. Stages, Portland—Spokane. (K) Conditional stop; consult agent. □ Arrives, departs Seattle King Street Station. (A) Runs via Davis. † Via Pacific Greyhound Bus.

GENERAL INFORMATION

Ticket Offices at all local stations open thirty minutes before departure of passenger trains, affording passengers ample time to procure tickets and get baggage checked before departure of train. Station baggagemen are required to examine tickets before checking baggage. Before entering a train passengers should ascertain from the Ticket Agent or Trainmen whether the train stops at the station which is their destination, in order that no mistakes may occur at Flag or Signal stations.

Persons desiring Coupon Tickets at stations where not regularly sold can obtain them by giving Ticket Agent sufficient notice to enable him to procure them in advance.

Children under 5 years of age free, when accompanied by parent or guardian; 5 years of age and under 12, one-half fare; 12 years of age or over, full fare:

Exception: In connection with special service charge tickets on streamliner trains, City of Los Angeles and City of San Francisco, the following will govern: Children five (5) years of age and over will be assessed the adult service charge. Children under five (5) years of age must be accompanied by parent or adult guardian. Children under five (5) years of age not occupying space in coaches or sleeping cars to the exclusion of other passengers will not be assessed a special service charge. Children under five (5) years of age occupying space in coaches or sleeping cars to the exclusion of other passengers will be assessed the adult special service charge. Two or more children under five (5) years of age may occupy the same space as may be occupied by one adult passenger upon payment of the special service charge for one adult passenger. The above charges are in addition to the required passage and sleeping car tickets.

All Classes of Tickets are honored on "The Streamliner, City of Denver." On all other Streamliner Trains, **Special Fare Tickets** sold at reduced fares account charity, railroad employe, clergy, blind and attendant, DVS, VAH, furlough, etc., are not honored.

The Federal Revenue Tax Act imposes a tax on amount paid for all transportation in the United States or from and to points outside of the United States.

No person, who because of mental, physical or other disability, is incapable of caring properly for himself or herself will be received as a passenger unless accompanied by a competent attendant, and no contract for transportation or ticket purchased by or for such a person in contravention of this rule shall be valid.

Adjustment of Fares. In case of dispute with Conductors or Agents, pay the fare required, take receipt and write to the General Passenger Traffic Manager, Union Pacific Railroad, Omaha 2, Nebraska.

Limit on Tickets. All regular local and interline one-way tickets will be limited to 30 days in addition to date of sale. Stop-overs will be allowed at all points within limit, upon application to conductor without deposit of ticket.

Redemption of Tickets. Tickets unused, or partly used, will be redeemed under tariff regulations at proper value, after deducting proper tariff charges for service rendered thereon.

Baggage Maximums. For passengers presenting adult ticket, 150 pounds; children's half-fare ticket, 75 pounds. Free allowance subject to tariff stipulations as to contents, weight, value and size. For Around-the-World and Trans-Pacific passengers, 350 pounds of baggage, not exceeding \$100.00 in value, may be checked without additional charge for each adult ticket, and 175 pounds not exceeding \$50.00 in value for each child traveling on half-fare ticket.

EXCEPTIONS:—Any single piece of baggage, any dimension of which exceeds 72 inches, any that weighs over 300 pounds, or any single shipment valued in excess of \$2,500.00 will not be accepted in baggage service.

Baggage Valuation. Checkable baggage consists of wearing apparel, toilet articles (except liquids) and such personal effects as the passenger may need for use and comfort while on the journey. *Dishes, glassware, liquids, radios, etc., are not checkable and should not be included in baggage. Cedar chests will not be accepted as containers of checkable baggage.*

Passengers are urged, for the convenience and comfort of themselves and others on the train, to check all of their hand baggage except that actually needed for personal use enroute. It will be given best of care in the baggage car and be quickly available at the end of the journey.

See footnote at bottom of page 2 regarding a distinctive tag for each piece of baggage to be handled on certain Streamliner Trains.

Value of baggage must be declared at time of checking on prescribed form in passenger's own handwriting. Checkable baggage should be enclosed in strong locked containers, plainly marked with name and permanent address of owner.

Railroads will not be responsible for loss or damage to articles not properly checkable as baggage, or damage caused to legitimate baggage thereby.

Air-conditioned Trains. Air-conditioned cars have been assigned to regular sections of trains as indicated in this folder. Every effort is made to provide such cars as specified, but the right is reserved to use non-air-conditioned cars in these trains when traffic or operating necessities require them.

Lost Articles should be inquired for by addressing H. C. Forgy, Manager, Mail Baggage and Express Traffic, Union Pacific Railroad, Omaha 2, Nebraska.

Stopping Trains on Signal. Where trains are scheduled to stop only on Flag or Signal, advance notice should be given to Agent or Conductor, as the case may be, so that necessary arrangements may be perfected.

Parmelee Transportation Co. Passenger and Baggage Transfer in Chicago. A uniformed agent of Parmelee Transportation Company will be on incoming trains or at Chicago Passenger Stations near the train gates to arrange for the transfer of passengers and baggage to other railroad stations or to loop hotels; also for delivery of baggage to any address in Chicago, and some suburbs.

Passengers holding through tickets and wishing to visit in Chicago between trains, may, on arrival in Chicago, deliver their hand baggage to Parmelee Company's Agent and secure claim check for it. The baggage will be transferred to the parcel room of the station from which departure will be made and should be claimed on presentation of the claim check. The charge, on presentation of transfer coupon, including the parcel room fee for the first 24 hours, is only 10c for each of the first three pieces and 35c for each additional piece over three.

Western Union Telegraph Offices are maintained at all stations, enabling passengers to communicate conveniently at any time with home or business anywhere. Telegram blanks in Pullman cars.

Union Pacific Rail Tickets Good Optionally on Buses of Interstate Transit Lines or Union Pacific Stages, Inc. Tickets good for passage over Union Pacific rail lines between any two points between which the Interstate Transit Lines or Union Pacific Stages, Inc., furnish motor bus service will be honored on motor buses with some exceptions. Consult Agent.

In cases where the Interstate Transit Lines or Union Pacific Stages, Inc., do not parallel the Union Pacific but reach a point located on a branch line of the Union Pacific, rail tickets will be honored to such branch line point by Union Pacific Railroad and from such point by the Interstate Transit Lines or Union Pacific Stages, Inc., or the reverse; provided published round trip rail side trip fare or double local is collected from main line junction and side trip rail coupons are attached to the through ticket.

This applies to all classes of tickets—one-way or round trip—except Caretakers or Drovers tickets, tickets endorsed "Railroad Special Rate Order", or tickets endorsed "not good on Motor Bus." Ask agent for particulars.

Not Responsible. The Union Pacific Railroad is not responsible for errors in time tables, inconvenience or damage resulting from delayed trains or failure to make connections; schedules, consists and designations of trains shown herein are subject to change without notice. No responsibility is assumed for unchecked articles left in stations or cars.

UNION PACIFIC TRAFFIC OFFICES

ABERDEEN, WASH. 3 Union Passenger Station, K and River Streets
 ALHAMBRA, CALIF. City Ticket Office, 121 West Main Street
 ATLANTA 3, GA. 1232 Healey Building
 BEND, ORE. 112 Oregon Avenue
 BOISE, IDAHO City Ticket Office, Idaho Bldg., 212 N. 8th Street
 BOSTON 8, MASS. 208 Old South Bldg., 294 Washington Street
 BUTTE, MONT. 609 Metals Bank Bldg., 8 West Park Street
 CHICAGO 3, ILL. City Ticket Office, 1 S. LaSalle Street
 CINCINNATI 2, OHIO 303 Dixie Terminal Building
 CLEVELAND 13, OHIO 1916 Terminal Tower, 50 Public Square
 DALLAS 1, TEXAS 2108 Mercantile Bank Bldg.
 DENVER 2, COLO. City Ticket Office, 535 Seventeenth Street
 DES MOINES 9, IA. 407 Equitable Bldg., 6th and Locust Streets
 DETROIT 26, MICH. 508 Transportation Bldg., 131 Lafayette Blvd., West
 FRESNO 1, CALIF. 207 Rowell Bldg., Tulare Street and Van Ness Avenue
 GLENDALE 3, CALIF. City Ticket Office, 206 North Brand Boulevard
 HOLLYWOOD 28, CALIF. City Ticket Office, 6702 Hollywood Boulevard
 KANSAS CITY 6, MO. City Ticket Office, 208 East Eleventh Street
 LEWISTON, IDAHO Room 7, Union Depot
 LINCOLN 8, NEB. City Ticket Office, 130 S. 13th Street
 LONG BEACH 2, CALIF. City Ticket Office, 144 Pine Avenue
 LOS ANGELES 14, CALIF. City Ticket Office, Union Pacific Bldg.
 MILWAUKEE 3, WIS. 814 Warner Bldg., 212 W. Wisconsin Avenue
 MINNEAPOLIS 2, MINN. 890 Northwestern Bank Bldg., 620 Marquette Avenue
 NEW ORLEANS 12, LA. 504 Canal Bldg., 210 Baronne Street
 NEW YORK 20, N. Y. 626 Fifth Ave., Suite 350, Rockefeller Center
 OAKLAND 12, CALIF. 215 Central Bank Bldg., 436 14th Street
 OGDEN, UTAH City Ticket Office, Ben Lomond Hotel Bldg., 25 & Washington Sts.

OMAHA 2, NEBR. City Ticket Office 1614 Farnam St.
 OMAHA 2, NEBR. City Ticket Office, Corner 15th and Dodge Sts.
 PASADENA 1, CALIF. Union Pacific Station, 205 West Colorado Street
 PHILADELPHIA 2, PA. 904 Girard Trust Bldg., Broad St. and S. Penn Sq.
 PITTSBURGH 22, PA. 216 Oliver Bldg., Smithfield Street and Sixth Avenue
 PORTLAND 5, ORE. City Ticket Office, 701 S. W. Washington Street
 RENO, NEV. 200 Lyon Bldg., Second and Center Streets
 RIVERSIDE, CALIF. Union Pacific Passenger Station, 7th and Vine Streets
 ST. JOSEPH 2, MO. City Ticket Office, 517 Francis Street
 ST. LOUIS 1, MO. 1223 Ambassador Bldg., 411 North 7th Street
 SACRAMENTO 14, CALIF. 217 Forum Bldg., 1107 Ninth Street
 SALT LAKE CITY 1, UTAH City Ticket Office, Hotel Utah, Main and So. Temple Sts.
 SAN DIEGO 1, CALIF. City Ticket Office, 320 Broadway
 SAN FRANCISCO 2, CALIF. City Ticket Office, at Geary and Powell Streets
 SAN JOSE 7, CALIF. 206 First National Bank Bldg.
 SAN PEDRO, CALIF. City Ticket Office, 805 South Pacific Ave.
 SANTA ANA, CALIF. City Ticket Office, 305 North Main Street
 SANTA MONICA, CALIF. City Ticket Office, 307 Santa Monica Boulevard
 SEATTLE 1, WASH. City Ticket Office, 1300 Fourth Avenue
 SIOUX CITY 9, IA. 405 Commerce Building
 SPOKANE 8, WASH. City Ticket Office, 727 Sprague Avenue
 TACOMA 2, WASH. City Ticket Office, 114 S. Ninth St.
 TORONTO, ONTARIO 201 Canadian Pacific Bldg., 69 Yonge Street
 TULSA 3, OKLA. 823 Kennedy Bldg., 321 S. Boston Street
 WALLA WALLA, WASH. First Nat'l. Bank Bldg., 2nd and Alder Sts.
 WASHINGTON 5, D. C. 600 Shoreham Building, 15th and H Sts., N. W.
 WINSTON-SALEM 3, N. C. 632 Reynolds Building
 YAKIMA, WASH. Union Pacific Bldg., 104 West Yakima Avenue

UNION PACIFIC RAILROAD

C. J. COLLINS
 General Passenger Traffic Manager
 OMAHA 2, NEBR.

F. W. ROBINSON, Senior Vice-President
 OMAHA 2, NEBRASKA

A. J. SEITZ
 General Freight Traffic Manager
 OMAHA 2, NEBR.